



Baste & Banter

Member Showcase 2019

Inside This Issue

November Program	1
President's Message	2
2019 Quilt Show Eleanor Burns	3
2020 Programs	4
Block of the Month	5
Board Election Info	6
Mdse. Table & Show & Tell	7
2020 Opportunity Quilt	8
2020 Retreat & Philanthropy Work Dates	9
Philanthropy	10
Board Members	11
Room Set-up	12
Advertisers	13&14
Reminders	15

This month, we are proud to present our trunk show by **Gloria Bachmann**, who has been a Valley of the Mist Guild member since 1997. She will be showing us her journey as a quilter from early embroidered quilt kits done before she had any classes to her current, beautiful projects. She has quilts done as a result of guild workshops, challenges, a round-robin challenge the guild did one year. She progressed from hand quilting to machine quilting and is always piecing lots of tops for Philanthropy in recent years.

She often completes 30 to 40 quilt tops a year with many given to philanthropy. She quilts all of her own quilts and then shows them at the quilt show. After the quilt show, she decides to either give them to philanthropy or they are held for the quilt show auction the following year.



Tuesday,
November 12
6:15, Social Time
6:45-9 Meeting

President's Message



Happy November to all! It's almost time to celebrate one of my favorite holidays, Thanksgiving!!

One of the traditions we all celebrate at our house is sharing what we are thankful for each year. This year, I wanted to tell you all that I am thankful for YOU!! That's right I'm thankful for my wonderful Sisterhood (and Brotherhood) of Guild Members.

We have come together as a guild this year and I'm so very proud of all of you and all the beautiful work we have done and all of the glorious things we have accomplished. I was raised to believe that it takes a village and I want to thank you all for being part of my village.

This month we will be holding our elections and, in December, we will end the year with our Holiday Celebration.

See you all at the meeting !! (Gobble Gobble)

Reminder to all the board members, please bring a side dish to the party.

Janice Quackenbush ❤️

President






2019 Valley of the Mist Quilter's Guild Programs

Linda Schmidt

January 8, 2019
January 9, 2019

Lecture: Short Attention Span Trunk Show
Wednesday Workshop: Miniature Landscape 101

This is a grand quilt and garment show, where Linda will bring about 30 quilts and a few ensembles with an emphasis on artistic techniques, artistry and poetry. Techniques demonstrated in the hands-on workshop include fabric painting, leaf painting, various methods of machine and hand appliqué, machine embroidery, thread painting, use of Solvy and disappearing medium as well as free motion quilting.



Tamara Leberer

February 12, 2019
February 13-14, 2019

Lecture: The Art of Silk Fusion
Midweek Workshop: Silk Fusion and Mosaics

Tamara, from Golden, Colorado, will provide a two-day workshop combining fibers with textile medium producing rich in luxurious shine and color. In this class, the students will create two silk fusion pieces which will then be used to create a mosaic on the second day. The \$60 workshop fee includes: silk tussah fibers, silk hankies, fabric medium, silk threads, Angelina fibers, gold leafing for embellishment, fiberglass screening, brushes and the plastic drop cloths for the fusion process.



Peggy Martin

March 12, 2019
March 16, 2019

Lecture: Enjoying the Journey
Saturday Workshop: Millennium Star

Peggy will teach a quick-strip paper piecing method using assembly-line piecing on fabric strips. Beginners find this method less confusing and easy to learn, while experienced quilters are delighted by this quicker, simplified technique. See her website for photos, and detailed descriptions and supply lists.



Wendy Mathson

April 9, 2019
April 13-14, 2019

Lecture: Storm at Sea - From Traditional to Contemporary
Weekend Workshop: Storm at Sea

In another two-day workshop, Wendy will offer three pattern variations to make using the traditional "Storm at Sea" block, vastly simplified by learning a method of trimming as you sew, using squares and rectangles cut from strips. All patterns are supplied. Students are not required to purchase tools, books or kits.



Elizabeth Eastmond

May 14, 2019
May 18, 2019

Lecture: Art Quilts for the Non-Artist
Saturday workshop: Spectrum 18" Square

Elizabeth's overall philosophy on teaching classes is this: students should go away with at least one new tip, or way of doing something. Some students may even have a finished project, if the chosen class is a mini-quilt or some other small quilt. But generally, it's most important that we quilters share some time together building our community, getting to know the other quilters in our guild, and enjoy the learning and making of a new quilt. This class will use a scrappy, traditional piecing technique to create a small 25" square quilt.



Sue Rasmussen

October 8, 2019
October 9, 2019

Lecture: A Desperate Housewife's Quilt Journey
Wednesday Workshop: Curved Paper Pieced Flying Geese

Students immediately move beyond the basic paper pieced geese, by adding a dramatic twist, to design a small quilt (18" x 24") with **curved** flying geese. In this class, you will learn to design, draw, measure and sew the pattern. Sue will discuss, in detail, the many options available for using curved flying geese in borders or as central design elements — opening up new horizons to curved paper foundation piecing.




2019 Valley of the Mist Quilt Show

To all of you who hung quilts outdoors at the quilt show, hung quilts in the library and the quilt walk, donated quilts and boutique items, purchased auction quilts or boutique items and volunteered to help with the quilt show, we are so grateful for your help. Truly you are all quilt angels that really came through. We also know how much our men and other family members supported us by hanging ropes, hanging display quilts and hanging & taking down quilts and equipment after the auction.

The Kiwanis organization really helped us also. They provided many youth volunteers and did a superb job. We had sixty-two quilts for the auction and we had a huge success in the boutique as well selling small quilts and a treasure of items such as kitchen, Christmas, bags & baskets.....you name it, we had it! Lastly, the Eleanor Burns show was such a success! I want to especially thank our two local quilt shops

Primitive Gatherings and **Between Stitches** that contributed valuable incredible baskets plus a sewing machine. The lucky raffle winners were all VOMQG guild members so that was a special outcome. The quilt show was extremely successful! It was all possible because of your participation in so many ways. Support given doesn't have to be a huge commitment, but it takes many hands and they all add up to success. We also want to thank **Eleanor Burns** for being our Featured Quilter and Friday evening show performer. She is a really special lady and such an icon in our quilting world. And what about our new auctioneer Mac McNamara? He was entertaining and fabulous and saved us a lot of money by agreeing to come be our auctioneer. He added so much to our auction! Finally, we could have never pulled this off without our amazing Quilt Show Committee which included: **Laurie Alvarado, Janine Anderson, Ginger Conkling, Sheryl Eramo, Laura Haskell, Cheri McDowell, Paula McGaugh, and Shelly Wilson.** This small but mighty group of hard working and dedicated guild members made a huge difference in supporting our quilt show, our guild and our chosen charities - **Quilts of Valor, 4Paws4Patriots** and **Round Up Hope.** We'll be presenting checks to our charities at the December Holiday party so we hope you can help celebrate the good work they do for our veterans and our community.



And what about our new auctioneer Mac McNamara? He was entertaining and fabulous and saved us a lot of money by agreeing to come be our auctioneer. He added so much to our auction! Finally, we could have never pulled this off without our amazing Quilt Show Committee which included: **Laurie Alvarado, Janine Anderson, Ginger Conkling, Sheryl Eramo, Laura Haskell, Cheri McDowell, Paula McGaugh, and Shelly Wilson.** This small but mighty group of hard working and dedicated guild members made a huge difference in supporting our quilt show, our guild and our chosen charities - **Quilts of Valor, 4Paws4Patriots** and **Round Up Hope.** We'll be presenting checks to our charities at the December Holiday party so we hope you can help celebrate the good work they do for our veterans and our community.

The 2020 Quilt Show committee is now forming and we're looking for a new Chair and an Assistant. There is lots of documentation and procedural guidelines on what to do and of course Rita and Pat will help you through the process. We are in the

process of updating each position for the quilt show jobs. There will be job descriptions, timelines, task lists, sample forms, copies of communications, both hard and electronic files, etc. The quilt show is, by far, the guild's largest event of the year, but it takes a team to organize it into a success. New ideas to improve and grow the quilt show come from team member inspiration and with all the skills and talent in our guild, we can't lose!

Our annual Outdoor Quilt Show is unique to our community and in order to keep it growing and flourishing, we need your help. It's a great way to bond with new friends in the guild. If you can help us out, please sign up to be on the quilt show committee! The parliamentarian is coordinating sign ups so please see Chris Day at the November meeting.

To the entire guild membership - thanks again for all your support. It's been such a fantastic experience to be a part of this special Outdoor Quilt Show and to be a part of this guild. ❤️

Rita Dominguez, Quilt Show Chair
Pat Jordan, Assistant Quilt Show Chair



Block of the Month

Block of The Month 2019: Block #11

Can you believe this is block 11! This year has flown by and so far no one has cut off any fingers. Our block this month is called Honeycomb. Now the housekeeping details: if you are turning in blocks at the guild meeting, the focus fabric this year is Modern Movement by Henry Glass (available at the meetings for \$2 per fat quarter.) The other fabrics you need are a coordinating fabric based on the colors in the focus fabric, a gray fabric and a white fabric. The blocks are due at the January 2020 meeting. If you are just making blocks for yourself – we suggest that you find a focus fabric to tie together blocks when making your quilt.

We encourage you to make two blocks, so you have one to keep. The Guild's Facebook page should have a post directing you to the YouTube instructions for this block.

Cut list -- For one block:

- Focus fabric: one 3" X 5" rectangle
- Gray fabric: seven 3" X 5" rectangles
- White fabric: four 3.5" X 6.5" rectangles
- Coordinating-color fabric: four 3.5" X 6.5" rectangles

Now, take the gray and focus fabric rectangles and stack them in even number groups, facing together. Use a ruler and make a diagonal cut through all these rectangles. They need to be facing so that you have the same number of pieces of each cut (they are different depending on which way you cut.) Sort the pieces, right sides up, so you have a stack of each of the triangles (two stacks.)

Assembling the block:


Please watch the YouTube video if you are confused. We go into more detail in the video.

- Fold the remaining rectangles (all the white and coordinating fabric) in half through the long side and then in half again the same direction. Press these folds. This marks with creases, the quarters along the 6.5" side. We need to cut off two corners of the rectangles, so unfold once-- it should now be folded in half. Use a ruler and place one end at the first crease and the other end diagonally toward the open end, $\frac{1}{4}$ " up from the bottom. Cut along the ruler and you will have cut off corners on either side. See photo 2. Repeat for each of these rectangles.
- At this point you can try to plan out your block, but the easiest way is to wait and just put the new corners on the blocks. To put on the corners, unfold one of the pieces you just cut the corners off of with the cut corners up. Take one triangle from each stack. Right sides together, place the 5" side of the triangles along the diagonal cut, then move each it up slightly so it is about $\frac{1}{4}$ " above the other piece and pin in place. The triangle pieces should overlap each other quite a bit in the center (photo 3.) If they don't, check to see you have the correct side of the triangle against the cut edge. Now sew these corners on. It is easier to sew if you start at the top end as shown in photo 3 (not the narrow part of the triangle.) Press corners out. Repeat for the other seven rectangles.



Block of the Month, con't.

- Now we need to trim these back to 3.5" X 6.5" rectangles. Use a ruler that is at least 6.5" wide. Use the uncut edge and the press mark down the middle. Measure 3.25" from the center crease to find the side edges and the uncut top and bottom to trim those sides even. See photo 4.
- Arrange your rectangles to form the honeycomb block shown in photo 1. You can arrange them in any order you like, just make sure that there are two vertical rows of four that measure 12.5" when sewn together. Sew with a scant or exact 1/4" seam pressing as you go.
- Use your 12.5" square-up ruler to verify the block is 12½" X 12½". Repeat to make a second block to keep!



The winner of the blocks at the January meeting was Ida Colvin

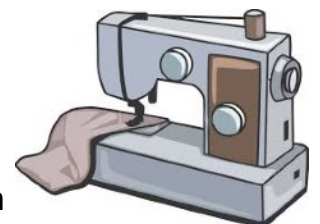
Adriane Ridder & Shelly McNeely
Block of the Month Coordinators

Merchandise Table



Welcome to November! This is our last month for merchandise table for this year. Lets make it the best month ever!! We have lots of great things for this month. In October, we sold 25 tickets and made \$155. Let's try to double that for November. See you at the table.

Diane & Darlene



2020 Board Member & General Election

Happy Fall Y'all:

Can you believe that we're holding elections this month?

Just a reminder who's running:

President – Janice Quackenbush
First Vice President – Tawnya O'Herron
Second Vice President: Shirley Brown
Secretary: Michelle Clark
Treasurer: Maryruth Wilson

Nominations were closed at the October meeting, and will not be taken from the floor.

Additionally, the following positions are in need of a chair. If you've been waiting until the elections, wait no longer; come see me during the November meeting and put your name down for one of these chairs:

Ways and Means
Friendship Groups
Advertising Coordinator
Quilt Show Chair
Webmaster Coordinator
June Fundraiser
Opportunity Quilt Chair
Opportunity Quilt Marketing
Quilt Show Assistant
Corresponding Secretary
Publicity and Public Relations Coordinator
Internal Auditor

See you on the 12th,

Chris Day
Parliamentarian



2020 Opportunity Quilt

Our 2020 opportunity quilt, **Evening Lily**, will be awarded to a lucky winner next year at our October 3, 2020 quilt show. I have packets of tickets for each of our members to buy/sell during this year. Please stop by to see me at the guild meeting if you don't have your pack of tickets yet.

I still need two or three more white glove volunteers for the Road to California Quilt Show in Ontario on January 23rd through 26th, 2020. We will only be able to sell tickets for our opportunity quilt at the show if a few more members agree to volunteer for a 2 hour shift on any of the 4 days of the quilt show. You will be given white gloves and will be able to touch the quilts and show visitors the back, etc. and you get a wristband for free admission to all 4 days of the show. Sign up sheets will be located beside the membership table at the November meeting.

The **Valley Quilters from Hemet** will be at the November meeting with their opportunity quilt. Please bring a few extra dollars to support them and buy a few tickets for their quilt. They also have a quilt show coming up in February and you can enter a quilt or two in their judged show. The Hemet show entries must be sent in by the end of November.

Gloria Bachmann



The winning ticket for our 2019 opportunity quilt, OMIGOSH!, was drawn by Eleanor Burns, our featured quilter at the quilt show. The winner was Clea Coltson from Hemet.

2020 Retreat News

The 2020 Spring Retreat will be the weekend of March 27th - 29th, 2020, at the beautiful Vina de Lestonnac facility. Cost of Retreat is \$350 per person, with **payment in FULL due on or before the February 11, 2020 General Meeting**. Also, as a reminder you must be a member in good standing to attend or reserve a space at the Guild Retreats.

We do have a wait list, as the Retreat is FULL. You can add your name to the wait list at the General Meetings. **If you signed up and cannot attend, please let us know as soon as possible**, so we may contact those on the wait list to fill your spot.

Retreat payments can be made at each monthly Guild meeting. If you are unable to attend monthly meetings, please feel free to mail your payment to: Jeanette Stevens, 45960 Classic Way, Temecula, CA 92592. Make checks payable to VOMQG. Note "Retreat 2020" on memo line.

See you at Guild!

Jeanette Stevens and Elaine Giometti
2020 Retreat Coordinators

Philanthropy Work Dates Update

PHILANTHROPY WORKDAY DATES FOR 2020

The Philanthropy Committee tries to meet each month on the last Saturday of the month. Some scheduling changes at the Assistance League have required us to vary from that easy-to-remember date in some months, because they will no longer be open on last Saturdays when that is the fifth Saturday in a month. So please consult this schedule each month to determine exactly which Saturday we will be meeting:

January 25	July 25
February 22	August 22
March 21	September 26
April 25	October 24
May 16	November 21
June 27	December 19

The Temecula Valley Assistance League is located at 28720 Via Montezuma, Temecula, 92590. We meet from 10am to about 3pm. Please remember to bring your lunch and hydration. We hope you will join us!

Philanthropy

Thanks so much to all members who continue to help us do the philanthropic work of the guild, whether by voluntarily making quilts for donation, or sewing up Pillowcase kits, and/or donating household goods for vets getting back on their feet up at March ARB. We are grateful.

WHAT WE ARE IN NEED OF:

- 1) NICU (Neonatal ICU) blankets. These are made from 2 18" squares of fabric, no batting, turned and topstitched around the edges, No red colors in any of the fabrics, please.
 - 2) Tote bags for the ladies at Alternatives to Domestic Violence.
- Also, juvenile (boys and girls) and adult male twin size quilts, 64" x 80" minimum.

Lynn's deliveries in October:

To US VETS (March ARB): 45 pillowcases, 20 twin size quilts, and various household items including sheets, towels, toiletries, coffee makers, toasters, socks, and pillows.

To ADV: 12 quilts, 36 pillowcases.

To Loma Linda NICU: 12 NICU blankets.

To Rancho Springs NICU: 17 NICU blankets.

To Assistance League (foster children): 15 quilts, 48 pillowcases.

Please remember to commit to doing your best work for philanthropy. Anyone who receives charity is a recipient because he or she is at such a low point in his or her life that receiving charity is necessary. Keep that in mind as you create. People at that low a point have a real need to know they are still worthwhile as a dignified human being, whether a child, a vet, or an abused woman. Your best work will convey that message: "You are worthy. You are worthy to receive my best work." Too often we fall into the easier route — whatever we have on hand, whether it's nice fabric or not, whether any of it goes together in a pleasing way or not. Too often we settle for third or fourth-best, because "it's just for charity." We need to radically change our thinking about charitable work: our charitable work needs to be just as beautiful as that which we would make for those we love. Because the recipients need for it to show our love and caring. Make it something you're proud to put your name on. Thank you for your help!

—Ellen French, Lynn Korito, and Ida Colvin, Philanthropy

November Philanthropy Work Day is **Saturday, November 16, 10-3**, at the Temecula Valley Assistance League. TVAL is located at 28720 Via Montezuma, Temecula, 92590. Bring your lunch and hydration. If you're working on a philanthropy project, bring it and your machine, etc. Bring a rotary cutter, a ruler, etc. We will be trying to get unfinished quilts paired with backs and batts, quilted quilts trimmed, and bindings cut, sewn and attached to the quilts.



2019 Board Members

<u>POSITION</u>	<u>NAME</u>	<u>NAME</u>
<u>Elected Positions:</u>		
PRESIDENT	Janice Quackenbush	
1st VICE PRESIDENT	Shelley Wilson	
2nd VICE PRESIDENT	Tawnya O'Herron	
TREASURER	Maryruth Wilson	
SECRETARY	Annette Fecteau	
WAYS and MEANS	Ellen French	
<u>Appointed Positions:</u>		
ADVERTISING COORDINATOR	Sheryl Eramo	
AMBASSADOR COORDINATOR	Patricia Ogden	
BLOCK OF THE MONTH COORDINATORS	Adrienne Ridder	Shelly McNeely
CHALLENGE QUILT COORDINATOR	Carole Donahoe	
CORRESPONDENCE SECRETARY	Vicki Jensen	
DOOR PRIZE COORDINATOR	Joyce Schmidt	
FABRIC EXCHANGE	Janice Emmerson	Candy Dalton
FACILITY COORDINATOR	Laurie Gonzales	
FRIENDSHIP GROUP COORDINATOR	Linda Bretton	
HOSPITALITY HOSTESS	Laurie Gonzales	
INTERNAL AUDITOR	Lynn Korito	
JUNE FUNDRAISER EVENT	Cindee Ferris	
LIBRARIAN	Laura Haskell	
MEMBERSHIP CHAIRS	Cheri McDowell	Bonnie Pelle
MERCHANDISE COORDINATOR	Diane Anderson	
MONTHLY MINI COORDINATOR	Charlotte Baker	
NEWSLETTER EDITOR	Diane Lapio	
OPPORTUNITY QUILT CHAIR	Candy Dalton	
OPPORTUNITY QUILT MRKTG	Gloria Bachmann	
PARLIAMENTARIAN	Chris Day	
PET BED COORDINATOR	Tawnya O'Herron	
PHILANTHROPY CHAIRS	Lynn Korito	Ida Colvin
PUBLICITY & PUBLIC RELATIONS	OPEN	
PRESIDENTS QUILT	Ellen French	
QUILT SHOW CHAIR	Rita Dominguez	
QUILT SHOW ASSISTANT	Pat Jordan	
RETREAT COORDINATOR, 2019	Jeanette Stevens	
RETREAT COORDINATOR, 2020	Jeanette Stevens	
SCCQG REPRESENTATIVE	Janice Quackenbush	
SOCIAL MEDIA COORDINATOR	Deanna Carpenelli	
SHOW & TELL COORDINATOR	Liz Lehner	
WEBSITE COORDINATOR	Hazel Martinez	
WORKSHOP COORDINATOR	Lupe Barker	



Reminders: Snacks & Door Prizes

Birthday Month	Bring Door Prize	Bring Snack	Monthly Program
January	yes (plus Dec.)	yes (plus Dec)	Speaker
February	yes	yes	Speaker
March	yes	yes	Speaker
April	yes	yes	Speaker
May	yes	yes	Speaker
June	no (bring in Sept.)	no (bring in July) (board members to bring snacks)	Basket Bonanza
July	no (bring in Sept.)	yes (plus June)	Quilters "U"
August	no (bring in Sept.)	yes	Philanthropy Sew
September	yes (plus June-Aug)	no, (bring in October)	Guild Birthday Party
October	yes	yes (plus Sept.)	Speaker
November	yes	yes	Member Showcase
December	no (bring in Jan.)	No	Holiday Party/Potluck

Monthly Programs & Room Set-Up



Valley of the Mist Quilters Guild
Program and Room Set Ups

	January	February	March	April	May	June	July	August	September	October	November	December
Program	Speaker	Speaker	Speaker	Speaker	Speaker	Basket Bonanza	Quilters University	Phil. Sew In	Challenge Quilt	Speaker	Member Showcase	Holiday Party
Block of the Month	yes	yes	yes	yes	yes	no	no	no	yes	yes	yes	no
Challenge Quilt	yes	yes	yes	yes	yes	no	no	no	yes	no	no	no
Charm Squares	yes	yes	yes	yes	yes	no	no	no	yes	yes	yes	no
Door Prizes	yes	yes	yes	yes	yes	no	no	no	yes	yes	yes	no
Library	yes	yes	yes	yes	yes	no	no	no	yes	yes	yes	no
Merchandise Table	yes	yes	yes	yes	yes	no	no	no	yes	yes	yes	no
Monthly Mini	yes	yes	yes	yes	yes	no	no	no	yes	yes	yes	no
Opportunity Quilt	yes	yes	yes	yes	yes	yes	no	no	yes	yes	yes	no
Philanthropy	yes	yes	yes	yes	yes	no	no	no	yes	yes	yes	no
Show and Tell	yes	yes	yes	yes	yes	yes	yes	no	yes	yes	yes	no
Refreshments	yes	yes	yes	yes	yes	yes	yes	yes	yes	yes	yes	yes
						Board provides			Dessert contest			Members Potluck

Hallett's Quilting Service



Long Arm Quilting Services
Bonnie Hallett

1903 Overton Drive
 Jasper, Alabama 35504

Phone: 205-265-2776
 Cell: 858-735-8329

E-mail: hallettbonnie@gmail.com

Computer Guided pantograph (\$0.01/in)
 Custom (\$0.06/in)
 Large selection of patterns and thread
 Batting available (sold by linear inch)
 Other services available

Looking to Sell?
WE HAVE BUYERS.



BERKSHIRE HATHAWAY
 HomeServices
 California Properties

DISCOVER YOUR HOME'S VALUE

Our exclusive partnership with Buyside allows me to pull information from a multitude of real estate websites to match prospective buyers to your home. Real-time data, combined with my expert knowledge of the local market will aid me in pricing your home accurately and effectively to attract active buyers.

When you're ready for a more in-depth look, let me put my expertise to work for you. I can provide a more detailed home value by reviewing neighborhood trends, current and past sales and the overall condition of your home.



CONTACT ME TO SET UP A TIME TO MEET.

Adam PIERSON
 (951) 733-4468
 DRE Lic. #02008956
 Adam.Pierson@bhhscaproperties.com



Adriane RIDDER
 (626) 893-5647
 DRE Lic. #02008957
 Adriane.Ridder@bhhscaproperties.com



BERKSHIRE HATHAWAY
 HomeServices
 California Properties

©2019 BHH Affiliates, LLC. An independently owned and operated franchisee of BHH Affiliates, LLC. Berkshire Hathaway HomeServices and the Berkshire Hathaway HomeServices symbol are registered service marks of HomeServices of America, Inc. Equal Housing Opportunity. Information not verified or guaranteed. If your home is currently listed with a Broker, this is not intended as a solicitation.

I'd Rather Be Quilt'n
 Cell 951-551-7985
 Ruth A. O'Neill



Long-Arm Machine Quilting
 Custom/Pantographs
 Professional Quality Work
 40+ Years Sewing Experience

Phone: 951-699-4887

Temecula, CA

Smoke-Free Environment

Quilts of Valor

Norma E. Enfield
 P.O. Box 366
 Murrieta, CA 92564

We are a 501(c)(3) non-profit organization
 Creating Comfort, Love & Respect
 for our Veterans, one quilt at a time

(951) 698-8791

quiltingtwin@verizon.net
 www.QOVFTemecula.org



COZY Creative CENTER

756 Jamacha Road, El Cajon, CA

Hours:

M-Sat: 10-5:30.
 Sun: 12-4.



619-670-0652



CozyQuilt.com

Open 7 days a week

To Advertise in this
 Newsletter
 Please Contact:
 Sheri Eramo
 lnerm@aol.com

Fat Quarters Quilt Shop



728 Civic Center Dr.
(formerly Escondido Ave)
Vista, CA 92084
760-758-8308

www.fatquartersquiltshop.com

Monday thru Saturday 10:00 am – 5:30 pm
Closed on Sunday

Over 4000 bolts of the NEWEST fabrics!
Check out our 25% off Daily Sales!

Stop by and be inspired -
Meet your friends at Fat Quarters Quilt Shop!
Quilting the world together one stitch at a time since
1999!

Elaine's Nifty Needle

Longarm Quilting
Custom and
Edge-to-edge
Fast Turnaround

Elaine Giometti
1469 Camino Sueno
Hemet, CA 92545

417-230-1756
cegiometti@verizon.net



Brother Dream Quilter15 with dream motion pro stitcher and 5' dream frame. This will fit in any sewing room!!! It has only been used once. I just got it in April. Comes with a 4 year protection plan. \$9500.

Call Teresa at (909) 289-0516



Reminders

Valley of the Mist Quilters Guild

27275 Ynez Rd. #435 Temecula, CA 92592

Newsletter Editor: Diane Lapio Website Co-ord.: Hazel Martinez
votmq@yahoo.com

<http://www.valleyofthemistquilters.com>

Follow us on Facebook



MISSION STATEMENT

Formed in 1990, Valley of the Mist Quilters Guild is a non-profit charitable, educational and social organization in the Temecula Valley. We promote the knowledge of, and appreciation for, all aspects of quilting and fiber arts with an active philanthropy program.

Our Meeting Location

Community Recreation Center
30875 Rancho Vista Rd.
Temecula, CA

Exit the 15 Freeway at Rancho California Rd. and go East. Go to Ynez Rd. and turn right. Go to Rancho Vista Rd. and turn Left. The CRC is approximately 1.5 miles on the right-hand side.

Everyone Welcome!



General Meeting

Tuesday, November 12 @ 6:15pm

Board Meeting

Monday, November 18 @ 6:30pm



How many guild members were responsible for achieving the tremendous success that was the 2019 Temecula Outdoor Quilt Show?