



Baste & Banter

Hello Quilters...so much news...



We are celebrating our 30th anniversary in the park.

Saturday, October 3 from 11am – 2 pm

Ronald Reagan Sports Park (the park by the Rec Center)

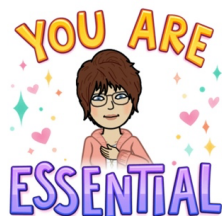
Yes, we are going to have our annual celebration! Meetings are not allowed in the CRC, but we can gather in the park...outside in the open air! This is an opportunity to get together and see our friends and what we've made. No business...just a day in the park together. Here's the plan.

- Due to Covid-19 we will be social distancing. This means...wearing masks, bringing your own food and drinks and honoring the 6 feet apart rule.
- Bring chairs and some of your quilts for a drive walk by show and tell. Stretch out an old one, or even a new one on the grass.
- Ellen and Lynn will be there with philanthropy supplies to pick up and to receive your finishes.
- We can't have a cake, but we can have presents. There will be drawings for some great gifts (not to give away everything, but there could be some quilt kits and gift certificates...maybe a tool or two.)
- I will be emailing each of you an "evite" and will request an RSVP. The process is easy, and we really need to know how many of you lovely quilters to expect for planning purposes, so please respond. You can also RSVP to my email at shirleylainebrown@gmail.com or text me at (951)210-0560.

**But Wait...
THERE'S
MORE!**

We are going to have an actual meeting...virtual that is, via Zoom!

Tuesday, September 15th, 6:30 pm



Zoom is a way we can video teleconference using your smart phone, tablet or computer. When you sign on to the meeting you will enter the ID number of the meeting and presto, you will be on the screen and will see the faces of friends and colleagues on the call. We will be able to talk to each other. Woohoo! We will send you an email prior to the meeting. This will be an important email so PLEASE watch for it and READ it. It will explain the process and contain the link for the call. If you don't see it, check your junk mail as some emails go directly there when they come from a large group. You'll have an opportunity to share or ask questions. It's all good.

This is how we will hold our general meetings and board meetings until we are out of this crazy time and back to the "new" normal. If you are not computer savvy, no worries. Just follow the directions and try. What have you got to lose?

That's all for now. Stay safe and take care of yourself. Until we meet again...



Inside This Issue

VOTM Celebration
1

Philanthropy
2

Block of the Month
3

Board Members
4

Advertisers
5&6

Reminders
7



Philanthropy

Let's Make Baby Quilts!

So far, we have two completed baby quilts! Only 73 more to make! Actually, the Guild has not committed to produce any number of baby quilts for the Loma Linda VA's Women's Program. But we're really hoping that your kind hearts look at this worthy (and different) cause and decide to get involved. What do you think?

The Loma Linda VA annually puts on a big baby shower around Mother's Day for new and expectant veteran moms in need. All kinds of organizations donate all kinds of baby products, from car seats to clothes to bottles to diapers to baby blankets—and baby quilts.

What a nice change it would be to make a baby quilt—providing comfort for a new little baby in what has been a truly unpleasant year. I don't know about you, but there have been many times in the last few months when my quilting mojo has disappeared. Then I get busy making a quilt for someone whose life is considerably worse than mine, and I find it again. If you're looking for something new to make, please consider making a baby quilt for the VA. You know you have a pattern! You know you have the fabric! Let's do it! There are no minimum size requirements. There are no color requirements or restrictions.

Of course, if you decide you'd like to donate more than a baby quilt, we will happily take those items also and deliver them all to the Loma Linda VA.

Our vets up at March ARB continue to move in and through the program there for formerly homeless veterans. If you wish to make a bed quilt for a March veteran, please know that the recipients are always thrilled to receive one of our quilts. Those quilts do have a minimum size, 64" x 80" at least. They can be wider and/or longer, no problem.

When making a quilt to donate, please keep in mind who your intended recipient is. If a woman, florals and pinks and purples are appropriate. If for a man, pinks and florals should be omitted. Bear in mind that men like colors other than brown and blue as well! Please omit juvenile prints from quilts intended for adults. Bear in mind also that a baby size quilt made for an adult is really of no utility for the folks we are trying to help.

If you have volunteered recently to help us bind quilts or make up pillowcase kits, we are grateful. It's time for us to get some more kits put together. There is a never-ending need.

Thanks so much for your help.

Ellen French, Lynn Korito and Ida Colvin
Philanthropy Co-Chairs



Block of the Month

Block of The Month 2020: Block #9

Our new block this month is one that Shelly came up with. These blocks are due at the October 2020 meeting, or the next meeting we are able to have.

This year's focus fabric is called Western Washington Quilt Shop Hop 2017 by In the Beginning fabrics. In addition to the focus fabric (we will have half yards for \$5 at the meeting or contact us if you need some), you also need a coordinating fabric based on the colors in the focus fabric, a black fabric and a white fabric.

We encourage you to make two blocks, one to enter in the drawing and one to keep. Also, the Guild's website and Facebook page should have a post directing you to the YouTube instructions for this block.

Cut list -- For one block: (Read the instructions before cutting.)

You get to choose where each fabric is used and how much except for the focus fabric, but you need at least one piece of each fabric. Please try to use scrap pieces, especially for the focus fabric, which can be two shorter pieces that equal about 10". If using different size pieces, adjust other measurements to accommodate your pieces.

Focus Fabric -- 1 strip: 2" X 10" It doesn't have to be exact.

Black, White, & Coordinating: At least one piece of each. These pieces should be at least 2" wide. The length will depend on placement. Don't cut until needed.

Assembling the block:

1. Cut the focus fabric approximately in half so you have two 2" wide pieces. Next, sew a piece of black, white, or coordinating to each focus piece. These pieces should be the same width as your focus and long enough to make your pieces about 10" long as in photo 2. Press seams to the darker fabric.
2. Next, sew a strip of black, white, or coordinating to either side of the 2 pieces from step 1. The total width needed for each set of two fabrics should be about $5\frac{3}{4}$ " and the length of each piece is the same the piece from step 1. When these pieces are sewn together, each should be between $6\frac{1}{2}$ " and $6\frac{3}{4}$ " wide. See photo 3. Press seams to the darker fabric.
3. Now sew a piece of black, white, or coordinating to the end closest to the focus fabric. This piece will be the width of the pieces from step 2 and the length will be about $3\frac{1}{4}$ ". The length needs to be adjusted if the pieces from step 2 are more or less than 10". The final length, when sewn, should be between $12\frac{1}{2}$ " & $12\frac{3}{4}$ ". See photo 4. Press seams to the piece just added.
4. There should now be 2 pieces minimum between $6\frac{1}{2}$ " & $6\frac{3}{4}$ " wide and $12\frac{1}{2}$ " & $12\frac{3}{4}$ " long. Now take one the pieces and turn it 180 degrees and sew the 2 pieces together. See photo 1. Press seams to the darker fabric.
5. Now using your $12\frac{1}{2}$ " X $12\frac{1}{2}$ " square up ruler, place it over the block and trim to $12\frac{1}{2}$ " X $12\frac{1}{2}$ ". Move the ruler around until you find the final look you like best,
6. Repeat to make a second block to keep!




Photo 2



Photo 3



Photo 4

Stay safe and hope to see you soon.

Adriane Ridder & Shelly McNeely
Block of the Month Coordinators

2020 Board Members

<u>POSITION</u>	<u>NAME</u>	<u>NAME</u>
Elected Positions:		
PRESIDENT	Shirley Brown	
1st VICE PRESIDENT	Tawnya O'Herron	
2nd VICE PRESIDENT	OPEN	
TREASURER	Maryruth Wilson	
SECRETARY	Michelle Clark	
WAYS and MEANS	OPEN	
Appointed Positions:		
ADVERTISING COORDINATOR	Sheri Eramo	
AMBASSADOR COORDINATOR	Marlene Oaks	
BLOCK OF THE MONTH COORDINATORS	Adrienne Ridder	Shelly McNeely
CHALLENGE QUILT COORDINATOR	Vanessa Prario	
CORRESPONDENCE SECRETARY	OPEN	
DOOR PRIZE COORDINATOR	Shelley Wilson	
FABRIC EXCHANGE	Marianne Troccoli	Linda McMahon
FACILITY COORDINATOR	Laurie Gonzales	
FRIENDSHIP GROUP COORDINATOR	Kay Catalano	Dorothy Ray Paula McGaugh
HOSPITALITY HOSTESS	Laurie Gonzales	
INTERNAL AUDITOR	OPEN	
JUNE FUNDRAISER EVENT	OPEN	
LIBRARIAN	Linda McMahon	
MEMBERSHIP CHAIRS	Elaine Giometti	Jeanette Stevens Laura Alvarado
MERCHANDISE COORDINATOR	Darlene Weist	
MONTHLY MINI COORDINATOR	Vanessa Prario	Bonnie Pelle
NEWSLETTER EDITOR	Diane Lapio	
OPPORTUNITY QUILT CHAIR	OPEN	
OPPORTUNITY QUILT MRKTG	Gloria Bachmann	
PARLIAMENTARIAN	OPEN	
PET BED COORDINATOR	Tawnya O'Herron	
PHILANTHROPY CHAIRS	Ellen French	Lynn Korito Ida Colvin
PUBLICITY & PUBLIC RELATIONS	OPEN	
PRESIDENTS QUILT	Ellen French	
QUILT SHOW CHAIR	OPEN	
QUILT SHOW ASSISTANT	OPEN	
RETREAT COORDINATOR, 2020	Jeanette Stevens	
RETREAT COORDINATOR, 2021	Janice Quackenbush	Tawnya O'Herron
SCCQG REPRESENTATIVE	Janice Quackenbush	
SOCIAL MEDIA COORDINATOR	Carol Nanfito	
SHOW & TELL COORDINATOR	OPEN	
WEBSITE COORDINATOR	Hazel Martinez	Karen Wurfel
WORKSHOP COORDINATOR	Lupe Barker	



Please Support Our Advertisers


I'd Rather Be Quilt'n
 Cell-951-551-7985
 Ruth A. O'Neill

Long-Arm Machine Quilting
 Custom/Pantographs
 Professional Quality Work
 40+ Years Sewing Experience

Phone: 951-699-4887 Temecula, CA
 Smoke-Free Environment



Looking to Sell?
WE HAVE BUYERS.



BERKSHIRE HATHAWAY
 HomeServices
 California Properties

DISCOVER YOUR HOME'S VALUE

Our exclusive partnership with Buyside allows me to pull information from a multitude of real estate websites to match prospective buyers to your home. Real-time data, combined with my expert knowledge of the local market will aid me in pricing your home accurately and effectively to attract active buyers.

When you're ready for a more in-depth look, let me put my expertise to work for you. I can provide a more detailed home value by reviewing neighborhood trends, current and past sales and the overall condition of your home.



CONTACT ME TO SET UP A TIME TO MEET.

Adam PIERSON
 (951) 733-4468
 DRE Lic. #02008956

Adam.Pierson@bhhscaproperties.com



Adriane RIDDER
 (626) 893-5647
 DRE Lic. #02008957

Adriane.Ridder@bhhscaproperties.com



BERKSHIRE HATHAWAY
 HomeServices
 California Properties

©2019 BHH Affiliates, LLC. An independently owned and operated franchisee of BHH Affiliates, LLC. Berkshire Hathaway HomeServices and the Berkshire Hathaway HomeServices symbol are registered service marks of HomeServices of America, Inc. Equal Housing Opportunity. Information not verified or guaranteed. If your home is currently listed with a Broker, this is not intended as a solicitation.

Quilts of Valor
 Norma E. Enfield
 P.O. Box 366
 Murrieta, CA 92564

We are a 501(c)(3) non-profit organization
 Creating Comfort, Love & Respect
 for our Veterans, one quilt at a time

(951) 698-8791
 quiltingtwin@verizon.net
 www.QOVFTemecula.org



COZY Creative CENTER
 756 Jamacha Road, El Cajon, CA

Hours:
 M-Sat: 10-5:30.
 Sun: 12-4.

619-670-0652

Open 7 days a week

be CREATIVE

CozyQuilt.com




To Advertise in this
 Newsletter
 Please Contact:
 Sheri Eramo
 lnerm@aol.com

Fat Quarters Quilt Shop



728 Civic Center Dr.
(formerly Escondido Ave)
Vista, CA 92084
760-758-8308

www.fatquartersquiltshop.com

Monday thru Saturday 10:00 am – 5:30 pm
Closed on Sunday

Over 4000 bolts of the NEWEST fabrics!
Check out our 25% off Daily Sales!

Stop by and be inspired -
Meet your friends at Fat Quarters Quilt Shop!
Quilting the world together one stitch at a time since
1999!

Elaine's Nifty Needle

Longarm Quilting
Custom and
Edge-to-edge
Fast Turnaround

Elaine Giometti
1469 Camino Sueno
Hemet, CA 92545

417-230-1756
cegiometti@verizon.net



I'VE GOT LOTS OF TEMPLATES, BUT I ONLY
USE THIS ONE WHEN I WANT TO BE IN A
BAD MOOD FOR THE REST OF THE DAY.



YOU FINISHED
IT! WHAT WILL
YOU DO NOW?

THAT'S THE WONDERFUL THING:
THERE'S ALWAYS ANOTHER
QUILT TO BE MADE!



Copyright 2013 Julia Icenogle/KC Star

Reminders

Valley of the Mist Quilters Guild

27275 Ynez Rd. #435 Temecula, CA 92592

Newsletter Editor: Website Co-ord.: Hazel Martinez

votmq@yahoo.com

<http://www.valleyofthemistquilters.com>

Follow us on Facebook



MISSION STATEMENT

Formed in 1990, Valley of the Mist Quilters Guild is a non-profit charitable, educational and social organization in the Temecula Valley. We promote the knowledge of, and appreciation for, all aspects of quilting and fiber arts with an active philanthropy program.

Our Meeting Location

Community Recreation Center
30875 Rancho Vista Rd.
Temecula, CA

Exit the 15 Freeway at Rancho California Rd. and go East. Go to Ynez Rd. and turn right. Go to Rancho Vista Rd. and turn Left. The CRC is approximately 1.5 miles on the right-hand side.

Everyone Welcome!

