



Baste & Barter



Hello Quilters! Happy Fall...at long last.

Although we gave it our best, our picnic plans were thwarted. Even so, we won't be deterred. Sooner or later we **are** going to **celebrate 30 years** of Valley of the Mist. 30 great years of quilting, learning, giving, sharing, laughing, and best of all, special friendships. Don't know how. Don't know when. But it **will** happen! Promise. Stay tuned.

Still not able to meet at the CRC but fingers are crossed for November. At that we will only be allowed a restricted number in the building. Plans are to Zoom the meeting as we want those of you who can't make it to still be with us to watch and enjoy. Stay tuned.

phi·lan·thro·py
Noun
 The desire to promote the welfare of others, especially by generous donations to good causes.

Our philanthropic heroes Ellen French and Lynn Korito spent countless hours preparing rag quilt and pillowcase kits. There is significant need all around us with plenty of kits ready to meet that need. Your help is absolutely crucial to making it happen. **Please** call or text Lynn Korito at (951) 453-6064 and she will make plans to get them to you. I'm looking to find a place with easy access to go with the kits on a Saturday. A way for you to pick up or drop off...perhaps a local quilt store. Stay tuned and please be mindful of to check and read your email often.


Something new

Carol Nanfito and I will be visiting VOTMQG members at home for a chat and to check out their quilting spaces. We will start with Adriane and Shelly, our Blockheads. We'll video the visit and post it on-line. After posting we'll email you a link. All you will have to do is click on the link and presto you're there. (Please be patient with us as we attempt to get a grasp the world of on-line media. Ugh!) Hey, if you are interested in us visiting you, or have someone you would like to see us visit, call or text me at (951) 210-0560

Until we meet again in person or on-line, I'm wishing you a cozy, safe and happy Fall.

Also, please reach out to each other by phone, email or text as this is a time when we really need each other. A word from a friend is good medicine.

My very best.
Shirley



Inside This Issue

President's Page	1
Philanthropy	2
Block of the Month	3
Board Members	4
Advertisers	5
Reminders	6



WE'VE GOT THE GOODS!

Actually, we've got the kits. A lot of them! Your Philanthropy Team has been working hard for you so you have kits to sew! Response to our plea for help has been heartening, and we actually ran out of pillowcase kits to distribute, so Lynn and Ellen spent about 25 hours cutting fabric into more pillowcase kits (148 of them!) and baby flannel rag quilts (21 of those). Some kind soul donated a LOT of baby flannel to us, so we're turning it into baby rag quilts. We will have all of these kits at the October 3 picnic.

A big shout-out to member **Candy Flory-Barnes** and her friends, **Daina Katz-Robinson** and **Barbara McDonald Mayo**, who made and donated a total of 18 beautifully made quilts for us to give away. Candy also ponied up **two dozen** beautifully coordinated and sewn pillowcases from her own stash! Thanks ladies! Your generosity is much appreciated. Thanks ever so much also to **Dorothy Ray** and **Elaine Turner** for sewing pillowcases, to **Gloria Bachmann** and **Jackie Sylvestre** for making many quilts, and binding a whole lot, to **Merrilyn Lee** for making pillowcases and binding, to **Lupe Barker** for quiltmaking, quilting, and binding, to **Maryruth Wilson** for seemingly endless quilting, to **Karen Wurfel** for pillowcases and a baby quilt, and to **Cathy Cochran** for seemingly endless binding. Thank you all so much! We get nowhere without you all.

As for baby quilts for the Mothers' Day shower that the Loma Linda VA's Women's Veterans Program will put on, we are currently up to seven, so that's a good start! Remember, there are no size requirements, just make a sweet little baby quilt, if you're in the mood. It's a nice change of pace, and there's lots of time yet. Some new mother and her baby will appreciate your kindness, skill and generosity. Because, you know, not everyone knows how to make a baby quilt.

If you wish to donate any other baby items, please feel free!

Lynn recently delivered a load of housewares (thank you, **Janice Emmerson**) to the ladies at Positive Alternatives Domestic Violence shelter, and more quilts and pillowcases to our vets up at March ARB. We also made quilt and pillowcase donations in September to the fosters at the Assistance League, and to the lady vets program through the Loma Linda VA as well.

HUGE thanks to **Lynn Korito** for outreach, storage of completed quilts and pillowcases, organization and delivery! (Also for tasty exotic fruits.)

Thank you, as always, to all of you who help us help others. You're good people.

--Lynn Korito, Ida Colvin and Ellen French
Philanthropy



Block of the Month

Block of The Month 2020: Block #10

This month's block was imagined by Adriane. This year's focus fabric is called Western Washington Quilt Shop Hop 2017 by In the Beginning fabrics. These blocks are due at the November 2020 meeting or possibly next year.

In addition to the focus fabric (we will have half yards for \$5 at the meeting or contact us if you need some), you also need a coordinating fabric based on the colors in the focus fabric, a black fabric and a white fabric.

We encourage you to make two blocks, one to enter in the drawing and one to keep. Also, the Guild's website and Facebook page should have a post directing you to the YouTube instructions for this block.

Cut list -- For one block: (Read the instructions before cutting.)

You get to choose the number of strips of each fabric, but you need at least one strip of each. Cut a total of 10 pieces for each block. Each strip should 3" X 8". We recommend you only use one strip of focus fabric in each block.

Assembling the block: (use a ¼" seam)

- First stack the pieces of fabric facing up. Mix up the fabrics in the stack. Plan to cut all pieces at once or in groups of at least three, see photo 2. Make two cuts. You can make them all the same cut by using cut pieces as guides or make different cuts in each stack. The only thing to remember is if the cuts are different, in the next step you can only use pieces with the same cut to mix up and reassemble.
- Take all the sub-pieces that have been cut the same – keep the three stacks in order (left – middle - right.) Pick one piece from each stack and arrange to make a new rectangle with a mixture of fabrics in each rectangle. Do this with all sub-pieces so you have ten new rectangles. Sew these rectangles back together. Photo 3 shows how you need to offset pieces cut at an angle. When you put your piece under the presser foot the "v" where the two intersect should be right where the needle will sew. Press seams to the darker fabric.
- Take these rectangles and arrange them in two columns of five each. See photo 4. Sew together the columns so you end up with two pieces that are at least 6.5" X 12.5".
- Try turning one piece 180 degrees to find the look you like best. Press the seams of one piece down and the other piece press them up. Sew the center seam. Press the entire block well.
- Now using your 12½" X 12½" square up ruler, place it over the block and trim to 12½" X 12½". Move the ruler around until you find the final look you like best.
- Repeat to make a second block to keep!

Have fun!

Adriane Ridder & Shelly McNeely
Block of the Month Coordinators




Photo 2



Photo 3



Photo 4



Photo 5
Page 3

2020 Board Members

<u>POSITION</u>	<u>NAME</u>	<u>NAME</u>
<u>Elected Positions:</u>		
PRESIDENT	Shirley Brown	
1st VICE PRESIDENT	Tawnya O'Herron	
2nd VICE PRESIDENT	OPEN	
TREASURER	Maryruth Wilson	
SECRETARY	Michelle Clark	
WAYS and MEANS	OPEN	
<u>Appointed Positions:</u>		
ADVERTISING COORDINATOR	Sheri Eramo	
AMBASSADOR COORDINATOR	Marlene Oaks	
BLOCK OF THE MONTH COORDINATORS	Adrienne Ridder	Shelly McNeely
CHALLENGE QUILT COORDINATOR	Vanessa Prario	
CORRESPONDENCE SECRETARY	OPEN	
DOOR PRIZE COORDINATOR	Shelley Wilson	
FABRIC EXCHANGE	Marianne Troccoli	Linda McMahan
FACILITY COORDINATOR	Laurie Gonzales	
FRIENDSHIP GROUP COORDINATOR	Kay Catalano	Dorothy Ray Paula McGaugh
HOSPITALITY HOSTESS	Laurie Gonzales	
INTERNAL AUDITOR	OPEN	
JUNE FUNDRAISER EVENT	OPEN	
LIBRARIAN	Linda McMahan	
MEMBERSHIP CHAIRS	Elaine Giometti	Jeanette Stevens Laura Alvarado
MERCHANDISE COORDINATOR	Darlene Weist	
MONTHLY MINI COORDINATOR	Vanessa Prario	Bonnie Pelle
NEWSLETTER EDITOR	Diane Lapio	
OPPORTUNITY QUILT CHAIR	OPEN	
OPPORTUNITY QUILT MRKTG	Gloria Bachmann	
PARLIAMENTARIAN	OPEN	
PET BED COORDINATOR	Tawnya O'Herron	
PHILANTHROPY CHAIRS	Ellen French	Lynn Korito Ida Colvin
PUBLICITY & PUBLIC RELATIONS	OPEN	
PRESIDENTS QUILT	Ellen French	
QUILT SHOW CHAIR	OPEN	
QUILT SHOW ASSISTANT	OPEN	
RETREAT COORDINATOR, 2020	Jeanette Stevens	
RETREAT COORDINATOR, 2021	Janice Quackenbush	Tawnya O'Herron
SCCQG REPRESENTATIVE	Janice Quackenbush	
SOCIAL MEDIA COORDINATOR	Carol Nanfito	
SHOW & TELL COORDINATOR	OPEN	
WEBSITE COORDINATOR	Hazel Martinez	Karen Wurfel
WORKSHOP COORDINATOR	Lupe Barker	



Please Support Our Advertisers

Looking to Sell?
WE HAVE BUYERS.



BERKSHIRE HATHAWAY
HomeServices
California Properties



DISCOVER YOUR HOME'S VALUE

Our exclusive partnership with Buyside allows me to pull information from a multitude of real estate websites to match prospective buyers to your home. Real-time data, combined with my expert knowledge of the local market will aid me in pricing your home accurately and effectively to attract active buyers.

When you're ready for a more in-depth look, let me put my expertise to work for you. I can provide a more detailed home value by reviewing neighborhood trends, current and past sales and the overall condition of your home.



CONTACT ME TO SET UP A TIME TO MEET.

Adam PIERSON

(951) 733-4468

DRE Lic. #02008956
Adam.Pierson@bhhscaproperties.com



Adriane RIDDER

(626) 893-5647

DRE Lic. #02008957
Adriane.Ridder@bhhscaproperties.com

BERKSHIRE HATHAWAY
HomeServices
California Properties



©2019 BHH Affiliates, LLC. An independently owned and operated franchisee of BHH Affiliates, LLC. Berkshire Hathaway HomeServices and the Berkshire Hathaway HomeServices symbol are registered service marks of HomeServices of America, Inc. Equal Housing Opportunity. Information not verified or guaranteed. If your home is currently listed with a Broker, this is not intended as a solicitation.

I'd Rather Be Quilt'n
Cell-951-551-7985
Ruth A. O'Neill

Long-Arm Machine Quilting
Custom/Pantographs
Professional Quality Work
40+ Years Sewing Experience

Phone: 951-699-4887 Temecula, CA
Smoke-Free Environment



COZY Creative CENTER

756 Jamacha Road, El Cajon, CA

Hours:
M-Sat: 10-5:30.
Sun: 12-4.



619-670-0652

CozyQuilt.com

Open 7 days a week

Elaine's Nifty Needle

Longarm Quilting
Custom and
Edge-to-edge
Fast Turnaround


Elaine Giometti
1469 Camino Sueno
Hemet, CA 92545

417-230-1756
cegiometti@verizon.net



Fantabulous Backs

Extra Wide Quilting Fabrics by the yard
Many Selections to Choose From



★ MONTHLY SPECIAL ★

Buy \$100.00 of fabric (excluding tax) & receive a free Brand new 45 ml Olfa Blade

Buy \$150.00 of fabric (excluding tax) & receive a free Brand new 60 ml Olfa Blade

* Not valid with any other offer

SAVE TIME AND MONEY!



- 100% Cotton
- Flannels
- White/White
- Solid Colors
- and Much More!

www.fantabulousbacks.com
619-804-6062

fantabulousbacks@gmail.com

@fantabulousbacks

Reminders

To Advertise in this
Newsletter
Please Contact:
Sheri Eramo
Inerm@aol.com

Valley of the Mist Quilters Guild
27275 Ynez Rd. #435 Temecula, CA 92592
Newsletter Editor: Website Co-ord.: Hazel Martinez
votmq@yahoo.com
<http://www.valleyofthemistquilters.com>
Follow us on Facebook



MISSION STATEMENT

Formed in 1990, Valley of the Mist Quilters Guild is a non-profit charitable, educational and social organization in the Temecula Valley. We promote the knowledge of, and appreciation for, all aspects of quilting and fiber arts with an active philanthropy program.

Our Meeting Location

Community
Recreation
Center
30875 Rancho
Vista Rd.
Temecula, CA

Exit the 15 Freeway
at Rancho California
Rd. and go East.
Go to Ynez Rd. and
turn right.
Go to Rancho Vista
Rd. and turn Left
The CRC is
approximately 1.5
miles on the right-
hand side.

**Everyone
Welcome!**

