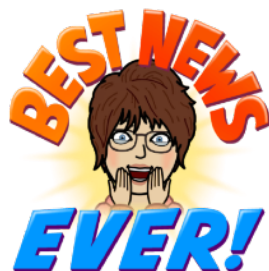




Baste & Banter



VOTMQG Election Night Monday, November 8

Temecula United Methodist Church,
42690 Margarita Rd, Temecula ca 92592
Doors open at 6:30 pm * Meeting starts at 7:00 pm

Fat Quarter Frenzy

At your request we are going to play the fat quarter game again. Bring 3 quilt shop quality Christmas themed fat quarters to play. Tons of fun and laughter. Philanthropy will have fat quarters from their stash for a \$1 donation per fat quarter.

Table of Contents

President's Page	1
Speaker Info	2
Philanthropy	3 & 4
Block of the Month	5
Opportunity Quilt 2022	6
Board Members	7
Advertisers	8
Reminders	9

Get ready for VOTMG's annual



Monday, December 13
Potluck and Gift Exchange
Temecula CRC (Community Rec Center)

30875 Rancho Vista Rd •
In Ronald Reagan Sports Park

Potluck

Sign ups at the November meeting

Gift Exchange

\$20 minimum quilting related gifts
(Participation in the gift exchange is not required.)



2022 Workshop Information

Speakers and workshops are back!



*January 2022 Speaker:
Susy Nash
Certified Laura Heine Instructor
Workshop Leader*

In the workshop, students will learn which fabrics work well with others and which ones should stand alone. Color is a central focal point in the class and fabric selection is of utmost importance. You will love this class because Susy teaches students about values of color, as well as how to pinpoint fabrics with prints that enhance and not detract from the overall design of the piece. Students will learn the correct way to fuse fabrics using the specific products.

And everything learned will be the Laura Heine way!

Sign-ups at the November meeting.



Philanthropy



PHILANTHROPY NEWS YOU CAN USE

If you are new to the guild, you may wonder who benefits from our Philanthropy program's efforts. They are as follows:

- 1) Babies: infant to crib sizes. These quilts go to veteran moms through the Women's Program of the Lima Linda VA. This program hosts a big annual baby shower in May (Mother's Day). Our goal is 70-100 baby quilts by May. (Any other new baby items you wish to donate are also welcome.)
- 2) Children: throw to twin sizes, boys and girls, toddlers to teens. These quilts are headed to the many foster children in our area. Estimates put the number of foster children in the Valley at 1,400. That's a lot of children caught in the system whose lives could be brightened with a quilt.
- 3) Formerly homeless male veterans at March ARB in the US Vets program. For these folks, quilts NEED to be twin size to fit their beds—minimum 64" x 80". These quilts can be somewhat wider and/or longer, but please be sure your quilt hits those minimums. Our quilts are very popular with the vets. Other than the size minimums, we ask that you please DO NOT INCLUDE PINKS, EXCESSIVE FLORALS OR OTHER OBVIOUSLY FEMININE PRINTS, AND NO JUVENILE PRINTS.
- 4) Female veterans through the Lima Linda VA women's program. Lap to twin sizes.
- 5) Women and children at our local domestic violence shelter.
- 6) Pillowcases for men, women, small boys and girls, and older boys and girls.

PILLOWCASES: if you sew pillowcases for us, either from one of our kits or on your own, we ask that you please DO NOT SERGE them, but rather, use the French seam method, and please tack down the accent strip edge. The result of this method is a beautiful pillowcase that is constructed better than you can buy in any store.

ALSO—somehow, some way, some of our philanthropy pillowcases ended up being offered for sale in the boutique part of the quilt show. This is not good. Please return philanthropy pillowcase kits to philanthropy.

Huge thanks to all who continue to sew for us, whether you contribute finished quilts, or quilt tops, or pillowcases, or those who bind quilts for us. It is totally okay to bind by machine, but we ask that you check your work before turning it in. We've recently had to re-bind half a quilt because the binding on the back side did not get caught in the process. Thanks! Big thanks to Liz Lehner who keeps giving us tops, and to non member Karen Guglielmetti who just donated two tops as well. Daina Katz and Candy Flory-Barnes have contributed SO MANY finished quilts and pillowcases—we are grateful! You have big hearts.



Philanthropy, cont.

ARE YOU A LONG-ARM QUILTER? We need your help! Currently the huge bulk of our quilting is being handled by Maryruth Wilson and Edna Wright. They are overloaded and could really use a break. If you can take a few philanthropy quilts, we would be grateful. All we ask is edge to edge quilting, (no special patterns), neutral thread (no need to match color—in fact, we'd prefer just a neutral) and please bury your knots/tie them off.

PLEASE CHECK TENSION on your machine. Bad tension can pretty much ruin an otherwise fine quilting job.

Thanks so much for your help!

PHILANTHROPY GEARS UP AGAIN TO DONATE GOODS TO VETS AT MARCH

We have designated January as BEDDING MONTH for our vets at March. If you wish to donate, we're collecting new twin-size sheet sets (NOTE: NOT extra-long—just standard twin.). We are happy to accept ANY donations for the vets in any month. The guys also need new pillows, always, so think pillows too. You can get great prices on really good pillows at Costco, Bed Bath & Beyond, TJ Maxx, Home Goods, and Tuesday Morning.

Also, our contact at the women's shelter told us they could really use gently used cookware and tableware.

Thank you for listening to your hearts.



NEXT PHILANTHROPY SEW DAY

Philanthropy will meet Saturday, November 20, from 10-3, at the meeting room at Temecula Valley Assistance League on Via Montezuma.

Please bring your lunch and hydration. We will work on general projects, pushing quilts through the queue (matching backs and batts to ready quilts for quilting), and finishing up Christmas stockings.

Please join us!

Ellen, Lynn and Ida
Philanthropy

Block of the Month

Block of The Month 2021: Block #11

Our block this month is an improv spinning star block. This is another four-patch block, so each sub-block is 6.5". We think this block looks great with thin star pieces, but you can adjust that if you prefer a bigger star.

To get started, here are the fabrics you need: your focus fabric, a coordinating fabric based on the colors in the focus fabric, and two neutral color fabrics. Pick ones that contrast with each other. (Neutral colors include black, brown, grey, white, and shades or hues of these.) Remember, all our blocks end up 12.5" X 12.5" (a 12" finished block.)

Also, the Guild's website and Facebook page should have a post directing you to the YouTube instructions for this block.

Cut list -- For one block – you decide fabric placement

Fabric 1 (background squares): Four 6.75" squares

Fabric 2, 3 & 4 (star points): Total of four rectangles. Approximate size 2.75" X 5.5" -at least one of each fabric. To keep the point narrow, don't use a piece wider than 3.5".

Assembling the block: Use a quarter inch seam

- To make the star points: Place fabrics 2, 3 & 4 right side up on cutting mat. Have all the pieces oriented the same. Make one diagonal cut from the bottom to the top (either with a ruler or free cut it) and make sure you make the cut the same on all pieces. To get the look in our sample, I cut from the bottom right to the top left. If you do the opposite, the star will spin the opposite direction.
- Decide the color placement of your eight points, two on each of the four patch units. Since each point is unique you will mark the placement of each triangle and then sew it on. Refer to photo 2 and place a triangle piece on the corner of a background square, at this point have both pieces right side up, in one corner (if you cut opposite, yours will look reversed.) Move the triangle so it extends beyond the edge of the background 1/2" on the outer two sides. Make a mark on the background fabric edges on both sides. You can see my marks in photo 3 (I have pulled back the triangle so you can see them. Now flip the triangle over onto the square so right sides are facing together. Align the hypotenuse of the triangle to these marks, but only have the top point stick up 1/4" as shown in photo 4. Sew triangle to background square with a 1/4" seam as shown in photo 5. Make sure you sew off the end right between where the background meets the triangle (see arrow in photo 5.) Repeat with all triangles, placing them in opposite corners.
- Trim off the extra background fabric as shown in photo 6. Press the triangle points out. Now trim off any extra fabric by putting a ruler in the corner points just sewn on. As you can see in photo 7, I am using a 6.5" square up ruler and the block is slightly oversized. Don't worry about that now, just make sure the units are at least 6.5" square and trim off the uneven parts of the corners. You should have four units with triangles on two opposite corners at this point.
- Now arrange these units as shown in photo 1. Try different arrangements to get your favorite. After you decide your arrangement, sew together horizontal rows. Press the seams in opposite directions. Nest the center seams and sew the final seam. Press.
- Now to square it up. Use your 12 1/2" X 12 1/2" square up ruler, place it over the block. Make sure there is fabric under all parts of the ruler and trim to 12 1/2" X 12 1/2". You can make it wonky or not, it is your decision what you like best.



Photo 2




Photo 3




Photo 4




Photo 5



Photo 6



Photo 7

We hope you enjoy this block – one more block left for 2021!


Adriane Ridder & Shelly McNeely

Block of the Month Coordinators

Opportunity Quilt 2022

We will be able to sell tickets for our new opportunity quilt at the Road to California quilt show at the **Ontario Convention Center** on **January 20, 2022**. In order to be allowed to sell tickets we must provide 20 hours of white glove service at the show. The show runs from Wednesday, January 19th through Saturday, January 22nd, 2022. They also have a preview night on Tuesday, January 18th. A white glove volunteer signs up for a two hour shift for any of the days of the show or the preview night on Tuesday. The volunteer will be given an apron and the white gloves and will be assigned an area to work the two hour shift. The volunteer will be able to touch the quilts and show the backs or point out interesting aspects of the quilts to the visitors at the show. I had a sign up sheet at the October meeting and many members signed up to do the white glove shifts. I still need a few more to sign up to get the 20 hours we need. The November meeting is the last chance to sign up as they require the list be returned to the Road to California committee before December. Please check your calendar and consider signing up for the white glove duty so that our opportunity quilt, **Shakespeare in the Park**, will be able to go to the show. I will also need two or three volunteers to help sell tickets for the quilt on Thursday, January 20th. You get to sit at a table to sell tickets. Everyone who volunteers to be a white glover or to sell tickets will get a wrist band for free admission to all days of the Road show. Please see me at the meeting to sign up as a volunteer.

Gloria Bachmann



The winning ticket for the opportunity quilt, Evening Lily, was drawn at the end of the auction at the quilt show.

The winner was Hazel Martinez.

CONGRATULATIONS

2021 Continuing Board Members

<u>POSITION</u>	<u>NAME</u>	<u>NAME</u>
<u>Elected Positions:</u>		
PRESIDENT	Shirley Brown	
1st VICE PRESIDENT	Tawnya O'Herron	
2nd VICE PRESIDENT	OPEN	
TREASURER	Maryruth Wilson	
SECRETARY	Michelle Clark	
WAYS and MEANS	OPEN	
<u>Appointed Positions:</u>		
ADVERTISING COORDINATOR	Sheri Eramo	
AMBASSADOR COORDINATOR	Marlene Oaks	
BLOCK OF THE MONTH COORDINATORS	Adrienne Ridder	Shelly McNeely
CHALLENGE QUILT COORDINATOR	Vanessa Prario	
CORRESPONDENCE SECRETARY	OPEN	
DOOR PRIZE COORDINATOR	Shelley Wilson	
FABRIC EXCHANGE	Marianne Troccoli	Linda McMahon
FACILITY COORDINATOR	Laurie Gonzales	
FRIENDSHIP GROUP COORDINATOR	Kay Catalano	Dorothy Ray Paula McGaugh
HOSPITALITY HOSTESS	Laurie Gonzales	
INTERNAL AUDITOR	OPEN	
JUNE FUNDRAISER EVENT	OPEN	
LIBRARIAN	Linda McMahon	
MEMBERSHIP CHAIRS	Elaine Giometti	Jeanette Stevens Laura Alvarado
MERCHANDISE COORDINATOR	Darlene Weist	
MONTHLY MINI COORDINATOR	Vanessa Prario	Bonnie Pelle
NEWSLETTER EDITOR	OPEN	
OPPORTUNITY QUILT CHAIR	OPEN	
OPPORTUNITY QUILT MRKTG	Gloria Bachmann	
PARLIAMENTARIAN	OPEN	
PET BED COORDINATOR	Tawnya O'Herron	
PHILANTHROPY CHAIRS	Ellen French	Lynn Korito Ida Colvin
PUBLICITY & PUBLIC RELATIONS	OPEN	
PRESIDENTS QUILT	Ellen French	
QUILT SHOW CHAIR	OPEN	
QUILT SHOW ASSISTANT	OPEN	
RETREAT COORDINATOR, 2020	Jeanette Stevens	
RETREAT COORDINATOR, 2021	Janice Quackenbush	Tawnya O'Herron
SCCQG REPRESENTATIVE	Janice Quackenbush	
SOCIAL MEDIA COORDINATOR	Carol Nanfito	
SHOW & TELL COORDINATOR	OPEN	
WEBSITE COORDINATOR	Hazel Martinez	Karen Wurfel
WORKSHOP COORDINATOR	Lupe Barker	



Please Support Our Advertisers

Looking to Sell?
WE HAVE BUYERS.



BERKSHIRE HATHAWAY
HomeServices
California Properties



DISCOVER YOUR HOME'S VALUE

Our exclusive partnership with Buyside allows me to pull information from a multitude of real estate websites to match prospective buyers to your home. Real-time data, combined with my expert knowledge of the local market will aid me in pricing your home accurately and effectively to attract active buyers.

When you're ready for a more in-depth look, let me put my expertise to work for you. I can provide a more detailed home value by reviewing neighborhood trends, current and past sales and the overall condition of your home.



CONTACT ME TO SET UP A TIME TO MEET.

Adam PIERSON
(951) 733-4468
DRE Lic. #02008956
Adam.Pierson@bhhscaproperties.com



Adriane RIDDER
(626) 893-5647
DRE Lic. #02008957
Adriane.Ridder@bhhscaproperties.com

BERKSHIRE HATHAWAY
HomeServices
California Properties

©2019 BH Affiliates, LLC. An independently owned and operated franchisee of BH Affiliates, LLC. Berkshire Hathaway HomeServices and the Berkshire Hathaway HomeServices symbol are registered service marks of HomeServices of America, Inc. Equal Housing Opportunity. Information not verified or guaranteed. If your home is currently listed with a Broker, this is not intended as a solicitation.

I'd Rather Be Quilt'n
Cell -951-551-7985
Ruth A. O'Neill

Long-Arm Machine Quilting
Custom/Pantographs
Professional Quality Work
40+ Years Sewing Experience

Phone: 951-699-4887 Temecula, CA
Smoke-Free Environment

COZY Creative CENTER
756 Jamacha Road, El Cajon, CA

Hours:
M-Sat: 10-5:30.
Sun: 12-4.

Open 7 days a week

be CREATIVE

619-670-0652

CozyQuilt.com

Elaine's Nifty Needle
Longarm Quilting
Custom and
Edge-to-edge
Fast Turnaround

Elaine Giometti
1469 Camino Sueno
Hemet, CA 92545

417-230-1756
cegiometti@verizon.net

Fantabulous Backs
Extra Wide Quilting Fabrics by the yard
Many Selections to Choose From

PATRIOTIC FABRICS KAFFE/TULA BATIKS CIVIL WAR REPRODUCTIONS

RILEY BLAKE AND MANY OTHERS

★ MONTHLY SPECIAL ★
Buy \$100.00 of fabric (excluding tax) & receive a free Brand new 45 ml Olfa Blade
Buy \$150.00 of fabric (excluding tax) & receive a free Brand new 60 ml Olfa Blade
* Not valid with any other offer

SAVE TIME AND MONEY!
44/45" 108"
\$ \$
Vs
NO MORE PIECING!
100% Cotton
Flannels
White/White
Solid Colors
and Much More!

www.fantabulousbacks.com
619-804-6062
fantabulousbacks@gmail.com
@fantabulousbacks

Reminders

To Advertise in this
Newsletter
Please Contact:
Sheri Eramo
Inerm@aol.com

Valley of the Mist Quilters Guild
27275 Ynez Rd. #435 Temecula, CA 92592
Newsletter Editor: Website Co-ord.: Hazel Martinez
votmq@yahoo.com
<http://www.valleyofthemistquilters.com>
Follow us on Facebook



MISSION STATEMENT

Formed in 1990, Valley of the Mist Quilters Guild is a non-profit charitable, educational and social organization in the Temecula Valley. We promote the knowledge of, and appreciation for, all aspects of quilting and fiber arts with an active philanthropy program.

Our Meeting Location



© CanStockPhoto.com

Exit the 15 Freeway at Rancho California Rd. and go East. Go to Ynez Rd. and turn right. Go to Rancho Vista Rd. and turn Left. The CRC is approximately 1.5 miles on the right-hand side.

Everyone Welcome!



Hello Everyone!

For the foreseeable future, our guild meetings will be held at the :

Temecula United Methodist Church
42690 Margarita Road
Temecula, CA 92596

Doors open @ 6:30 pm
Meeting begins @ 7pm

