



# Baste & Banter

## Inside This Issue

March Program	1
President's Message	2
Block of the Month	3
2020 Programs	4
Philanthropy Needs	5
Thank you from Philanthropy	6
Fabric Exchange Membership 2020 form	7&8
Retreat News 2020 Philanthropy Workdays	9
Pet Beds	10
Board Members	11
Room Set-up	12
Advertisers	13&14
Reminders	15



### Meet Vicky Beasley

Vicky started quilting in January 2003. Her mom invited her to do a Saturday Sampler at her local quilt shop, then went back to the house to put the block together. She was hooked by that first completed block. The year it took to finish the quilt nurtured a deepened relationship with her mother and a passion for quilting. Her husband jokes that if he knew the firestorm of sewing that was going to be unleashed, he would have barred her from that first project. Either that, or bought stock in cotton! Vicky and her husband have a farm west of Leavenworth, Kansas. They have one son.

**Tuesday, March 10**  
**6:15 Social Time**  
**6:45-9 Meeting**

## President's Message



Hello fellow quilters!

The days are getting longer and warmer and Spring is right around the corner! I have been getting my sewing room organized and have started gathering things for our June fundraiser. Stay tuned for more information on that coming soon.

Our meeting this month will feature Vicky Beasley . I hope you all take the chance to visit her website. I myself am very excited to take her workshop.

Happy quilting and Happy St. Patricks day!

Janice Quackenbush

P.S. Don't forget to wear some green !!!!!



# Block of the Month

## Block of The Month 2020: Block #3

This month we have another un-named block, but we decided to call it Building Block. This year's focus fabric is called Western Washington Quilt Shop Hop 2017 by In the Beginning fabrics. These blocks are due at the April 2020 meeting.

In addition to the focus fabric (we will have half yards for \$5 at the meeting), you also need a coordinating fabric based on the colors in the focus fabric, a black fabric and a white fabric.

We encourage you to make two blocks, one to enter in the drawing and one to keep. Also, the Guild's website and Facebook page should have a post directing you to the YouTube instructions for this block.

### Cut list -- For one block: (Read the instructions before cutting.)

You get to assign which fabrics are the specific widths, as describe next. This may possibly allow you to use some scraps. You need one strip of fabric 1¾" wide, two strips 1½" wide, and two strips 2" wide. The following are the maximum lengths you should need of each fabric.

Black: 8" strip

Focus Fabric: 22" strip

Coordinating Fabric: 42" strip

White: 83" (two strips)

### Assembling the block:

We will be making four sub-blocks that are like assembling only two sides of a log cabin block. You need to first decide which fabrics are going to be which widths. The white fabric is used twice, and it doesn't have to be the same width in both rounds, but that does make it easier.

- Starting with the black fabric, this piece needs to be four times longer than its width. Lay the strip on top of your focus fabric strip, right sides together, matching top and right edges. Sew together and press to the black, see photo 2. Trim the extra focus fabric off the end and cut this strip into four equal pieces (that should be the width of your black fabric.) Using the left-over strip of focus fabric, sew it to an adjacent side of the black fabric on each piece as in photo 3. Press the fabric in the other direction (see photo 4.)
- Repeat these steps with a white strip (photo 5), then repeat with your coordinating fabric, and repeat once more with your remaining white fabric. Each time press the first side one direction and the second side the other direction. Your four sub-blocks should measure approximately 6¾" wide.
- Arrange the blocks as shown in the first photo. Sew the two horizontal rows and press in opposite directions. Since each piece in each round was pressed in the opposite direction, the seam where the rows match up, should have seams that nest together. Now, sew these pieces together along the middle seam. Press this last seam and then press the whole block.
- Now using your 12½" X 12½" square up ruler, place it over the block. Align the center of the square up ruler with the center of the block and trim to 12½" X 12½" (see photo 6.)
- Repeat to make a second block to keep!



← Photo 2

Photo 3



Photo 4



Photo 5




Photo 6

This block makes a wonderful pattern when it is repeated and if you make a whole quilt with this block, play with rotating some of the blocks and it makes a great 3-D effect.

Adriane Ridder & Shelly McNeely  
Block of the Month Coordinators






# 2020 Valley of the Mist Quilter's Guild Programs

**Carmen Geddes**  
**January 14, 2020**  
**January 15, 2020**

**Lecture: Make Quilts You Would Like to Inherit**  
**Workshop: Vintage Charm (A \$25 kit is available)**

Carmen Geddes brings her love of quilting and people together for a fun presentation. Enjoy her friendly, low-key approach. She has taught at many quilt shows around the country, including Houston Quilt Festival and The Road to California. Carmen has developed the Tensisters Piping Tool and Tensisters Easy Piecing Grid. She is an author and publisher of three companion books: Ten Quilts for Ten Sisters, Quilts for Kids, and Seven Brothers Block Party. She has five children and eleven grandchildren and resides in Eagle Mountain, Utah with her husband, Patrick.



**Philanthropy Extravaganza**  
**February 11, 2020**

We are joining together for an extra philanthropy work night! We are going to create as many quilts as possible this evening. Come help with your friends to generate quilts that will benefit our veterans and children in need.

**Vicky Beasley**  
**March 10, 2020**  
**March 11, 2020**

**Lecture: The Beauty of Scrap Quilting**  
**Workshop: Independence**

Vicky shares her passion for all things scrappy! In this presentation, she shares all of the different types of hand work for hand embroidery, English paper piecing, big stitch hand quilting and wool appliqué.



**Laura Fraga**  
**April 14, 2020**  
**April 15, 2020**

**Lecture: The Phenomenon of Dear Jane**  
**Workshop: Journey with Dear Jane**

Why are quilters fascinated with this Civil War Quilt made by Jane Stickley, during the Civil War? Who was she and what are Janiacs around the world working on? During the workshop, you'll be making several blocks as you learn accurate machine and paper piecing skills.



**Jane Haworth**  
**May 12, 2020**  
**May 13, 2020**

**Lecture: Journey as a Quilt Artist**  
**Workshop: Love of Pets fabric collage**

This lecture and trunk show begins with a short photo tour of Britain and Jane's early, varied career in the textile field. It covers the trials of teaching herself to quilt and how she has gone on to make unique, raw edge appliqué quilts that have been exhibited throughout the US. She will also talk about her Etsy shop and T-shirt quilt making.



If you are wanting to make a quilt of your pet, then this is THE class for you! Using a photo enlargement that you bring to class, which will be your pattern, Jane will then demonstrate her raw edge appliqué technique that she uses. It's a fun, forgiving, cut and glue method uses no fusible. No sewing machine required.

**Susie Nash**  
**October 13, 2020**  
**October 14, 2020**

**Lecture: The Art of Collage- the Laura Heinie Way**  
**Workshop: Mastering Laura Heinie's Collage Technique**

These are itty-bitty patterns from Laura Heinie. Susie Nash is a certified Laura Heinie instructor. She will provide kits and patterns, with prices ranging up to \$60. Student will choose to do one of the following from the pattern: Featherweight, pincushion, dress form. Students will have a choice of buying a kit that will have 1/2 of the fabric pre-fused.





Please, find a way to help!

## WHAT CAN YOU DO FOR OUR VETS AT MARCH ARB?

Thanks so much to everyone who brought items in February for the vets at March! For the month of March, you may bring anything at all from the list below, but we're calling March **KITCHEN MONTH**. Each of the units has a small kitchen, and they need a lot of things we all use regularly in a kitchen:

- Kitchen towels
- Dishcloths
- Cooking utensils (sometimes you can find an inexpensive set of wooden utensils—these are great)
- Dish drying mats
- Dish soap
- Pots and pans (I like to haunt Home Goods and Tuesday Morning for these!)
- Potholders (feel free to make these!)
- 4-cup coffee makers
- Toasters

**Don't forget, you may bring any donation in any month for our vets. We will get it delivered whether it's officially Kitchen Month or not.**

Other items to keep an eye out for:

- Twin size bed sheet sets (Big Lots **always** has these for \$9.00, and often has really nice sets on sale from \$12.99 to \$9.99)
- Twin size mattress pads. The mattresses at March are pretty thin and a mattress topper would make them a lot more comfortable.
- Socks (best quality/prices are at Costco and Target and Walmart)
- Pillows (new, please)
- Bath mats, shower curtains, shower curtain ring sets
- Bath towels and wash cloths
- Toothbrushes (individually packaged, please, for sanitary reasons) & toothpaste
- **Alcohol-free** mouthwash, floss, lip balm

If you ever have a question about whether the vets could use an item or not, feel free to give one of us a call or email us. We're all in the roster!

Thanks for thinking of others. Your contributions do make a big difference.

Lynn Korito, Ellen French, Ida Colvin--Philanthropy



## HUGE **THANK YOU** FROM PHILANTHROPY

We sincerely appreciate all who turned out for our first Philanthropy Sew-In of the year (we'll have another one in August). We got a lot of strip sets made, not to mention pillowcases, and some Christmas stockings as well. Our first community strip-set quilt has recently been completed and it looks great! Some vet is going to be very pleased to receive it for his bed.

We spent our February Philanthropy work day sorting and culling fabric. We got rid of a scary amount of fabric in order to make room for an equally scary amount of NEW, FABULOUS fabric! It was an enormous amount of work—even the schlepping of stuff to and fro was a lot of work! We got rid of all the sub-standard (which is to say, non-quilt shop quality) fabric, and resorted our stash into new bins we can see through. We're pretty excited to be able to start sewing with good fabric.


The discarded fabric went to a couple of places. A few of our philanthropy people took some for use with their outside-the-guild charitable sewing groups. The rest we bagged up and handed off to member Carole Donahoe, whose grandson is part of Murrieta Great Oak High School's Drumline. They have an opportunity to trade fabric by the pound for a monetary donation to the school, so it was a windfall for them, and we didn't have to cringe at the idea of tossing out fabric.

Now that we are all organized and know what we have, our challenge is to get it made up into quilts and pillowcases. We'd like to point out that anyone is welcome to use philanthropy fabric to make quilts for the philanthropy program. This you can do by attending the philanthropy work day each month, and picking some fabric up. Alternatively, we plan to put several kits together with easy-peasy patterns that you can check out at a guild meeting and sew together for us. Also, we've been the glad recipients of a big donation of very good flannel, so we've got big plans to kit it up into rag quilt kits and NICU blankets. The rag quilts will be about good throw size and will go to the foster children that the Assistance League supports, as well as kids at the Alternatives to Domestic Violence shelter. This gets the flannel used up into cozy kids' quilts that do not require long-arming. Similarly, NICU blankets can be done on a domestic machine and do not require quilting at all. We will also continue to bring pillowcase kits to monthly guild meetings so you can always grab a few of those. We always appreciate what you do for us.

What do we need? Continuing needs are at least throw-size quilts for kids, especially boys. We emphasize boys because as women (sorry Ted), we tend to have girly fabrics already in our stashes. Feel free to make us quilts for girls too! But if you have brights hanging around that you don't know what to do with, maybe a boy's quilt is in your future! If you wish to make a vet's quilt, please remember that if you want it to go to March, it should be a minimum of 64" x 80" (but may be wider and/or longer, just not a full-size). All that said, we will take whatever you make for us, and can probably find a place for them to go.

Thanks a bunch,

Lynn Korito, Ellen French, Ida Colvin—Philanthropy



## Fabric Exchange

**Hello Fabric exchange ladies.** Just a reminder that the fabric strips are due at the March meeting. This quarter we are celebrating the birthstones for **January** garnet red, **February** amethyst purple and **March** aquamarine. The fabric should be solid or tone on tone. There are eight ladies participating. That's 3 strips one of each color x 8 = 24 strips. Please put them in a plastic bag with your name on it. Thank you for being part of the 2020 fabric exchange.



## 2020 Membership


As a friendly reminder, if you have not renewed your membership for 2020, please take a moment to complete your membership form with your \$30.00 dues fee and bring to the March general meeting. **Look for the membership form page in the newsletter to print.**

Please make checks payable to VOMQG. We will also have a "Square" available and as always will accept cash!

Also available for pickup, if you have not done so, at the Membership table are your 2020 membership cards and guest pass.

Looking forward to another fun and exciting year!!

See you at Guild,  
Elaine Giometti and Jeanette Stevens  
Membership 2020





# Membership Form 2020

Valley of the Mist Quilters Guild  
PMB 435, 27475 Ynez Road., Temecula, CA 92591

## Membership Form (Rev. 11/2019)

Dues are \$30 per year, January 1 through December 31. **Our January meeting is the renewal deadline.** Please fill out the form below and mail it to the Guild (Attn: Membership) or turn it in at the next meeting along with your payment. Make checks payable to Valley of the Mist Quilters Guild.

**You must have a completed membership form included with your dues payment.**

Today's Date: \_\_\_\_\_ New Member \_\_\_\_\_ Renewal \_\_\_\_\_ Membership #: \_\_\_\_\_  
Name: \_\_\_\_\_ Birthday: Month/Day \_\_\_\_\_  
Mailing Address: \_\_\_\_\_  
City: \_\_\_\_\_ Zip: \_\_\_\_\_  
Phone: Home \_\_\_\_\_ Cell \_\_\_\_\_

**Email Address:** (This address will be used to email your monthly newsletter and annual roster & updates)

- May we use photos of you and/or your work on our website? Yes \_\_\_\_\_ No \_\_\_\_\_
- Are you interested in joining a friendship group? Yes \_\_\_\_\_ No \_\_\_\_\_

**What type of programs or workshops would you like to see offered? Specific speakers/teachers?**

**New members, please tell us how you found out about the guild:**

**Guild Participation: Please tell us how you would like to help participate in the work of the Guild.**

\_\_\_\_\_ Serve as an elected or appointed official, or in an auxiliary position. Indicate area of interest below.

Preference: \_\_\_\_\_

\_\_\_\_\_ Serve on any standing or special committee (Quilt Show, Philanthropy, Opportunity Quilt, Ambassador)

Preference: \_\_\_\_\_

**All members of the Valley of the Mist Quilters Guild are asked to help make our annual quilt show successful. The following list includes the most common choices available for quilt show participation. If you have another idea, please contact the Quilt Show Chairperson. Our quilt show is the first Saturday in October.**

- \_\_\_\_\_ Work as a member of the Quilt Show Committee
- \_\_\_\_\_ Volunteer a minimum of 3 hours at or towards the quilt show
- \_\_\_\_\_ Make & donate a quilt for the Quilt Show Auction (can be a group project)

**\*\*\*Members are requested to sell or purchase \$20.00 worth of Opportunity Quilt tickets, participate in the work of the Guild and in the work of the Quilt Show.** If you have any questions, please go to our website ([valleyofthemistquilters.com](http://valleyofthemistquilters.com)) or contact a Board member. You can also write us at the address above.

\*\*\*\*\*  
Payment \_\_\_\_\_ Membership Card \_\_\_\_\_ Guest Pass \_\_\_\_\_ Roster \_\_\_\_\_



## 2020 Retreat News

VOMQG Retreat is just around the corner on the weekend of March 27th - 29th, 2020, at the beautiful Vina de Lestonnac facility in Temecula Wine Country. Please pickup your Retreat Brochure at the March general meeting. It will contain information on what to bring, arrival time on Friday, March 27th, details of the different games we play if you choose to participate, etc.

Be sure to bring enough to keep you busy sewing for three (3) days. Many bring several projects, old, new or in-between to work on. You will be amazed as to how many you finish!! New this year we are doing a "Charm" exchange instead of the Notions exchange. Also, for the Book/Pattern exchange, we will have an area, if you wish to participate, where you can browse through and exchange books/patterns at your leisure throughout the weekend. And last but not least, we will have some great door prizes!!!

Looking forward to a fun Retreat weekend of smiles and fellowship!!!!

See you at Guild!

Jeanette Stevens and Elaine Giometti  
2020 Retreat Coordinators

## Philanthropy Work Dates Update

### PHILANTHROPY WORKDAY DATES FOR 2020

The Philanthropy Committee tries to meet each month on the last Saturday of the month. Some scheduling changes at the Assistance League have required us to vary from that easy-to-remember date in some months, because they will no longer be open on last Saturdays when that is the fifth Saturday in a month. So please consult this schedule each month to determine exactly which Saturday we will be meeting:

<b>January 25</b>	<b>July 25</b>
<b>February 22</b>	<b>August 22</b>
<b>March 21</b>	<b>September 26</b>
<b>April 25</b>	<b>October 24</b>
<b>May 16</b>	<b>November 21</b>
<b>June 27</b>	<b>December 19</b>

The Temecula Valley Assistance League is located at 28720 Via Montezuma, Temecula, 92590. We meet from 10am to about 3pm. Please remember to bring your lunch and hydration. We hope you will join us!

# Beautiful Pet Beds!



## Thank you, Tawnya!

On behalf of the Guild, Tawnya O'Herron delivered 26 pet beds, 13 to each of these shelters! What a wonderful bed for these dogs to sleep on each night.



# 2020 Board Members

<u>POSITION</u>	<u>NAME</u>	<u>NAME</u>
<b><u>Elected Positions:</u></b>		
<b>PRESIDENT</b>	Janice Quackenbush	
1st VICE PRESIDENT	Tawnya O'Herron	
2nd VICE PRESIDENT	<b>OPEN</b>	
TREASURER	Maryruth Wilson	
SECRETARY	Michelle Clark	
WAYS and MEANS	<b>OPEN</b>	
<b><u>Appointed Positions:</u></b>		
ADVERTISING COORDINATOR	Sheri Eramo	
AMBASSADOR COORDINATOR	Marlene Oaks	
BLOCK OF THE MONTH COORDINATORS	Adrienne Ridder	Shelly McNeely
CHALLENGE QUILT COORDINATOR	Vanessa Prario	
CORRESPONDENCE SECRETARY	<b>OPEN</b>	
DOOR PRIZE COORDINATOR	Shelley Wilson	
FABRIC EXCHANGE	Marianne Troccoli	Linda McMahon
FACILITY COORDINATOR	Laurie Gonzales	
FRIENDSHIP GROUP COORDINATOR	Kay Catalano	Dorothy Ray Paula McGaugh
HOSPITALITY HOSTESS	Laurie Gonzales	
INTERNAL AUDITOR	<b>OPEN</b>	
JUNE FUNDRAISER EVENT	<b>OPEN</b>	
LIBRARIAN	Linda McMahon	
MEMBERSHIP CHAIRS	Elaine Giometti	Jeanette Stevens Laura Alvarado
MERCHANDISE COORDINATOR	Darlene Weist	
MONTHLY MINI COORDINATOR	Vanessa Prario	Bonnie Pelle
NEWSLETTER EDITOR	Diane Lapio	
OPPORTUNITY QUILT CHAIR	<b>OPEN</b>	
OPPORTUNITY QUILT MRKTG	Gloria Bachmann	
PARLIAMENTARIAN	Chris Day	
PET BED COORDINATOR	Tawnya O'Herron	
PHILANTHROPY CHAIRS	Ellen French	Lynn Korito Ida Colvin
PUBLICITY & PUBLIC RELATIONS	<b>OPEN</b>	
PRESIDENTS QUILT	Ellen French	
QUILT SHOW CHAIR	<b>OPEN</b>	
QUILT SHOW ASSISTANT	<b>OPEN</b>	
RETREAT COORDINATOR, 2020	Jeanette Stevens	
RETREAT COORDINATOR, 2021	Janice Quackenbush	Tawnya O'Herron
SCCQG REPRESENTATIVE	Janice Quackenbush	
SOCIAL MEDIA COORDINATOR	Carol Nanfito	
SHOW & TELL COORDINATOR	<b>OPEN</b>	
WEBSITE COORDINATOR	Hazel Martinez	Karen Wurfel
WORKSHOP COORDINATOR	Lupe Barker	



## Reminders: Snacks & Door Prizes

Birthday Month	Bring Door Prize	Bring Snack	Monthly Program
January	yes (plus Dec.)	yes (plus Dec)	Speaker
February	yes	yes	Speaker
<b>March</b>	<b>yes</b>	<b>yes</b>	<b>Speaker</b>
April	yes	yes	Speaker
May	yes	yes	Speaker
June	no (bring in Sept.)	no (bring in July) (board members to bring snacks)	Basket Bonanza
July	no (bring in Sept.)	yes (plus June)	Quilters "U"
August	no (bring in Sept.)	yes	Philanthropy Sew
September	yes (plus June-Aug)	no, (bring in October)	Guild Birthday Party
October	yes	yes (plus Sept.)	Speaker
November	yes	yes	Member Showcase
December	no (bring in Jan.)	No	Holiday Party/Potluck

## Monthly Programs & Room Set-Up

Valley of the Mist Quilters Guild  
Program and Room Set Ups

	January	February	March	April	May	June	July	August	September	October	November	December
Program	Speaker	Speaker	Speaker	Speaker	Speaker	Basket Bonanza	Quilters University	Phil. Sew In	Challenge Quilt	Speaker	Member Showcase	Holiday Party
Block of the Month	yes	yes	yes	yes	yes	no	no	no	yes	yes	yes	no
Challenge Quilt	yes	yes	yes	yes	yes	no	no	no	yes	no	no	no
Charm Squares	yes	yes	yes	yes	yes	no	no	no	yes	yes	yes	no
Door Prizes	yes	yes	yes	yes	yes	no	no	no	yes	yes	yes	no
Library	yes	yes	yes	yes	yes	no	no	no	yes	yes	yes	no
Merchandise Table	yes	yes	yes	yes	yes	no	no	no	yes	yes	yes	no
Monthly Mini	yes	yes	yes	yes	yes	no	no	no	yes	yes	yes	no
Opportunity Quilt	yes	yes	yes	yes	yes	yes	no	no	yes	yes	yes	no
Philanthropy	yes	yes	yes	yes	yes	no	no	no	yes	yes	yes	no
Show and Tell	yes	yes	yes	yes	yes	yes	yes	no	yes	yes	yes	no
Refreshments	yes	yes	yes	yes	yes	yes	yes	yes	yes	yes	yes	yes
						Board provides			Dessert contest			Members Potluck



### Hallett's Quilting Service



Long Arm Quilting Services  
**Bonnie Hallett**

1903 Overton Drive  
 Jasper, Alabama 35504

Phone: 205-265-2776  
 Cell: 858-735-8329

E-mail: hallettbonnie@gmail.com

Computer Guided pantograph (\$0.01/in)  
 Custom (\$0.06/in)  
 Large selection of patterns and thread  
 Batting available (sold by linear inch)  
 Other services available

Looking to Sell?  
**WE HAVE BUYERS.**



BERKSHIRE HATHAWAY  
 HomeServices  
 California Properties

### DISCOVER YOUR HOME'S VALUE

Our exclusive partnership with Buyside allows me to pull information from a multitude of real estate websites to match prospective buyers to your home. Real-time data, combined with my expert knowledge of the local market will aid me in pricing your home accurately and effectively to attract active buyers.

When you're ready for a more in-depth look, let me put my expertise to work for you. I can provide a more detailed home value by reviewing neighborhood trends, current and past sales and the overall condition of your home.



CONTACT ME TO SET UP A TIME TO MEET.

**Adam PIERSON**  
 (951) 733-4468  
 DRE Lic. #02008956  
 Adam.Pierson@bhhscaproperties.com



**Adriane RIDDER**  
 (626) 893-5647  
 DRE Lic. #02008957  
 Adriane.Ridder@bhhscaproperties.com



BERKSHIRE HATHAWAY  
 HomeServices  
 California Properties

©2019 BHH Affiliates, LLC. An independently owned and operated franchisee of BHH Affiliates, LLC. Berkshire Hathaway HomeServices and the Berkshire Hathaway HomeServices symbol are registered service marks of HomeServices of America, Inc. Equal Housing Opportunity. Information not verified or guaranteed. If your home is currently listed with a Broker, this is not intended as a solicitation.

I'd Rather Be Quilt'n  
 Cell 951-551-7985  
 Ruth A. O'Neill



Long-Arm Machine Quilting  
 Custom/Pantographs  
 Professional Quality Work  
 40+ Years Sewing Experience

Phone: 951-699-4887

Temecula, CA

Smoke-Free Environment

### Quilts of Valor

Norma E. Enfield  
 P.O. Box 366  
 Murrieta, CA 92564

We are a 501(c)(3) non-profit organization  
 Creating Comfort, Love & Respect  
 for our Veterans, one quilt at a time

(951) 698-8791

quiltingtwin@verizon.net  
 www.QOVFTemecula.org



### COZY Creative CENTER

756 Jamacha Road, El Cajon, CA

Hours:

M-Sat: 10-5:30.  
 Sun: 12-4.



619-670-0652



CozyQuilt.com

Open 7 days a week

To Advertise in this  
 Newsletter  
 Please Contact:  
 Sheri Eramo  
 lnerm@aol.com

# Thank You for Supporting Our Advertisers

## Fat Quarters Quilt Shop



728 Civic Center Dr.  
(formerly Escondido Ave)  
Vista, CA 92084  
760-758-8308

[www.fatquartersquiltshop.com](http://www.fatquartersquiltshop.com)

Monday thru Saturday 10:00 am – 5:30 pm  
Closed on Sunday

Over 4000 bolts of the NEWEST fabrics!  
Check out our 25% off Daily Sales!

Stop by and be inspired -  
Meet your friends at Fat Quarters Quilt Shop!  
Quilting the world together one stitch at a time since  
1999!

## Elaine's Nifty Needle

Longarm Quilting  
Custom and  
Edge-to-edge  
Fast Turnaround

Elaine Giometti  
1469 Camino Sueno  
Hemet, CA 92545

417-230-1756  
[cegiometti@verizon.net](mailto:cegiometti@verizon.net)



An advertisement for 'A Quilter's Corner'. At the top, a cartoon character with spiky hair and green glasses is smiling. The text 'NOTHING LIKE A LITTLE COLOR THERAPY TO BRIGHTEN THE DAY!' is written in a curved path around the character. Below the character, there are several colorful quilt squares with various patterns. In the bottom left corner, there is a logo for 'A Quilter's Corner' with the phone number (720) 328-8181 and the website aquilerscorner.com. A signature is visible in the bottom right corner.



# Reminders

## *Valley of the Mist Quilters Guild*

*27275 Ynez Rd. #435 Temecula, CA 92592*

*Newsletter Editor: Diane Lapio Website Co-ord.: Hazel  
Martinez*

*votmq@yahoo.com*

*<http://www.valleyofthemistquilters.com>*

*Follow us on Facebook*



### **MISSION STATEMENT**

**Formed in 1990, Valley of the Mist Quilters Guild is a non-profit charitable, educational and social organization in the Temecula Valley. We promote the knowledge of, and appreciation for, all aspects of quilting and fiber arts with an active philanthropy program.**

### **Our Meeting Location**

**Community  
Recreation  
Center  
30875 Rancho  
Vista Rd.  
Temecula, CA**

Exit the 15 Freeway  
at Rancho California  
Rd. and go East.  
Go to Ynez Rd. and  
turn right.  
Go to Rancho Vista  
Rd. and turn Left  
The CRC is  
approximately 1.5  
miles on the right-  
hand side.

**Everyone  
Welcome!**

### **General Meeting**

**Tuesday, March 10 @ 6:45pm**

### **Board Meeting**

**Monday, March 16 @ 6:30pm**

