



Baste & Banter

Inside This Issue

June Update	1
2020 Programs	2
Block of the Month	3
Challenge Quilt	4
Philanthropy	5
Letters	6,7,8
Fabric Exchange	9
Board Members	10
Room Set-up	11
Advertisers	12&13
Reminders	14

Even though we have not been able to meet, some of you have continued to sew for philanthropy, and we are grateful. Carole Donahoe has risen to my challenge to make a quilt from some lovely Asian fabrics which were donated. Gloria Bachman has shifted her sewing into high gear and delivered a boatload of quilts to Maryruth Wilson for quilting, and Maryruth herself has done a bunch of long arm quilting for us! Thank you very much to all.

As we hope you know, Ida Colvin works for Boeing, and Boeing is kind enough to recognize her many hours of service volunteered to Valley of the Mist, and they donate money to the guild based on her hours. Ida volunteered her sewing know-how to Boeing recently, and was instrumental in setting up a mask-making operation for regional Boeing employees. When that came to an end, she suggested to Boeing that VOMQG might be a good recipient for their leftover fabrics, notions, etc. from that project. **Thanks Ida!**

As a result, we have inherited a lot of precut fabric for masks. We have kitted these into mask kits. We have kits to make 10 masks each, including the front and back fabrics, as well as precut and pre-made ties. We will have several kits with elastic pieces instead of ties. We will have kits with no ties and no elastic, if you have a preferred method, such as T-shirt fabric for ties. (You would provide the ties or elastic or whatever.) If you would like to take a kit (or more than one, not a problem), we would be happy to deliver the kit(s) to you and also to pick up your completed masks. **Please contact Lynn Korito for drop off and pick up. As we were only able to deliver 100 masks to U.S. Vets, we would like to be able to deliver another 100 or more to them.** We're pretty sure they need more. **Please let us know if you can help.**

The guild has been the happy recipient recently of 5 boxes of completed quilt tops. These are of various sizes, and all are beautifully made. We will get them backed and batted, and then we need some extra help getting them quilted. **If you are a long arm quilter, please contact Lynn Korito and let her know how many quilts you will be able to quilt for us. We do not require any fancy quilting, just edge to edge, and tie off your knots!**

Thanks so much for all your help! Stay safe and keep quilting!

Ida Colvin, Lynn Korito, and Ellen French, Philanthropy Co-Chairs



Block of the Month

Block of The Month 2020: Block #6

This month is another block that Shelly came up with. This year's focus fabric is called Western Washington Quilt Shop Hop 2017 by In the Beginning fabrics. These blocks are due at the September 2020 meeting.

In addition to the focus fabric (we will have half yards for \$5 at the meeting), you also need a coordinating fabric based on the colors in the focus fabric, a black fabric and a white fabric.

We encourage you to make two blocks, one to enter in the drawing and one to keep. Also, the Guild's website and Facebook page should have a post directing you to the YouTube instructions for this block.

Cut list -- For one block: (Read the instructions before cutting as these are approximate sizes.) This block has two sections: the triangle side (left section) and the stacked pieces -- the right section.

Left Section

white fabric: 8" X 6 $\frac{3}{4}$ "

black or coordinating fabric: 3 $\frac{1}{2}$ " X 8" Use either fabric

black or coord. fabric: 3 $\frac{3}{4}$ " X 5" Use fabric not used above

black, white or coord. fabric: 6 $\frac{3}{4}$ " X length to be determined -- probably 4 to 5 inches

Right Section

focus fabric: 2" X 6 $\frac{3}{4}$ "

black, white and coord. fabric: One piece of each. Each piece is 6 $\frac{3}{4}$ " long and the total of the widths of the three fabrics added together should be 12 $\frac{1}{2}$ "

Assembling the block—Left section:

- Place the 3 $\frac{3}{4}$ " x 5" piece on top of the 3 $\frac{1}{2}$ " x 8" piece, right sides together, aligning the bottom and left edges. Sew the left edge together. The shorter piece should be on the left after sewing. Press. (See photo 2)
- Next take the 6 $\frac{3}{4}$ " x 8" piece and lay wrong side up with 6 $\frac{3}{4}$ " side on top. Take bottom left corner and fold up to align with right edge. (See photo 3) Press crease, unfold and draw line on crease.
- Place this piece on the piece sewn in last step, right sides together. Align ends of triangle markings with edge of the other piece so that there will be at least $\frac{1}{4}$ " seam allowance. (See photo 4) Sew along marked line. Trim seam to about $\frac{1}{4}$ " and press. (See photo 5)
- Now sew a piece to 6 $\frac{3}{4}$ " seamed side. This piece should be 6 $\frac{3}{4}$ " by the length you need to make the section 13" long. Remember to allow an extra $\frac{1}{2}$ " for your seam allowance.

Right Section:

- Arrange the four pieces of fabric in the order you like, matching the 6 $\frac{3}{4}$ " edges as shown in photo 1. Sew these pieces together. This section should now be 6 $\frac{3}{4}$ " by 13".
 - Now sew the two sections together along the 13" edge. Press the seam.
 - Use your 12 $\frac{1}{2}$ " X 12 $\frac{1}{2}$ " square up ruler, place it over the block and trim to 12 $\frac{1}{2}$ " X 12 $\frac{1}{2}$ ". Move the ruler around until you find the final look you like best, keeping the seam between the two halves of the block perpendicular to the bottom.
 - Repeat to make a second block to keep!
- Have fun!

Adriane Ridder & Shelly McNeely
Block of the Month Coordinators

The grey behind is only for definition behind the block. →





Photo 2



Photo 3



Photo 4



Photo 5






2020 Valley of the Mist Quilter's Guild Programs

Carmen Geddes
January 14, 2020
January 15, 2020

Lecture: Make Quilts You Would Like to Inherit
Workshop: Vintage Charm (A \$25 kit is available)

Carmen Geddes brings her love of quilting and people together for a fun presentation. Enjoy her friendly, low-key approach. She has taught at many quilt shows around the country, including Houston Quilt Festival and The Road to California. Carmen has developed the Tensisters Piping Tool and Tensisters Easy Piecing Grid. She is an author and publisher of three companion books: Ten Quilts for Ten Sisters, Quilts for Kids, and Seven Brothers Block Party. She has five children and eleven grandchildren and resides in Eagle Mountain, Utah with her husband, Patrick.



Philanthropy Extravaganza
February 11, 2020

We are joining together for an extra philanthropy work night! We are going to create as many quilts as possible this evening. Come help with your friends to generate quilts that will benefit our veterans and children in need.

Vicky Beasley
March 10, 2020
March 11, 2020

Lecture: The Beauty of Scrap Quilting
Workshop: Independence

Vicky shares her passion for all things scrappy! In this presentation, she shares all of the different types of hand work for hand embroidery, English paper piecing, big stitch hand quilting and wool appliqué.



Laura Fraga
April 14, 2020
April 15, 2020

Lecture: The Phenomenon of Dear Jane
Workshop: Journey with Dear Jane


Why are quilters fascinated with this Civil War Quilt made by Jane Stickley, during the Civil War? Who was she and what are Janiacs around the world working on? During the workshop, you'll be making several blocks as you learn accurate machine and paper piecing skills.



Jane Haworth
May 12, 2020
May 13, 2020

Lecture: Journey as a Quilt Artist
Workshop: Love of Pets fabric collage

This lecture and trunk show begins with a short photo tour of Britain and Jane's early, varied career in the textile field. It covers the trials of teaching herself to quilt and how she has gone on to make unique, raw edge appliqué quilts that have been exhibited throughout the US. She will also talk about her Etsy shop and T-shirt quilt making.



If you are wanting to make a quilt of your pet, then this is THE class for you! Using a photo enlargement that you bring to class, which will be your pattern, Jane will then demonstrate her raw edge appliqué technique that she uses. It's a fun, forgiving, cut and glue method uses no fusible. No sewing machine required.

Susie Nash
October 13, 2020
October 14, 2020

Lecture: The Art of Collage- the Laura Heinie Way
Workshop: Mastering Laura Heinie's Collage Technique

These are itty-bitty patterns from Laura Heinie. Susie Nash is a certified Laura Heinie instructor. She will provide kits and patterns, with prices ranging up to \$60. Student will choose to do one of the following from the pattern: Featherweight, pincushion, dress form. Students will have a choice of buying a kit that will have 1/2 of the fabric pre-fused.



Challenge Quilt 2020

Dear fellow quilters,

What better time than now to spend our quarantine time remembering what makes us happy! Let's all think about those times that bring us joy and use our creativity to express it in quilt form. We can all look forward to seeing each other's work when all of this "alone" time is over and we are back together at our meetings.

*“Winter, spring, summer or fall,
this is my favorite time of all”*

2020 Valley of the Mist Quilt Guild CHALLENGE

What is your favorite time of the year? It might be a season, a holiday, a special occasion, an event or even a time of the day. Use your imagination to represent your favorite time and remember to have FUN!

Rules:

- Each member may enter 1 quilt or wallhanging
- Your entry must be current and completed after September 2019
- No larger than 240" perimeter, made with fabric, pieced by hand or machine and quilted with batting
- Quilt must be labeled on the back with quilter's name and date
- No group quilts
- Please sign up for this challenge at a guild meeting by August 11
- Entries are due on September 8th for judging
- Quilts will be judged on Creativity, Best Use of Color and Quality of Workmanship
- If you have any questions please, call Vanessa Prario at 909/615-4096 or email at vlprario@gmail.com



Philanthropy

GUILD MEMBERS CONTRIBUTE TO MASK PRODUCTION

Several guild members turned their sewing skills to face mask production in March and April in an attempt to help stem the spread of the coronavirus.

Members making the effort included **Laurie Gonzalez, Elaine Turner, Marianne Troccoli, Lynn Korito, Laura Haskell, Ellen French, Karen Wurfel, Ida Colvin, Liz Lehner, Lupe Barker, Gretchen Bryant, and Carole Donahoe.** These members, by their counts, made and donated more than **1,700** face masks!

Recipients included their friends and family members, U.S. Vets, Alternatives to Domestic Violence, Riverside and San Bernardino County hospitals, Loma Linda University Hospital, Murrieta, Long Beach Memorial Hospital, San Diego County hospitals, a prison, Coalition of Immigrant Workers in Imolakee, Florida, employees of a group home in the Detroit area, Menifee Davita Dialysis, Lake Elsinore Davita Dialysis, and senior citizens in Wildomar. In addition, Ida Colvin took point to help Boeing set up internal mask production for its employees, and they made 400 masks in the first week.

Good work, ladies. You've made a difference, possibly saved lives. Carry on.

Philanthropy Work Dates Update

PHILANTHROPY WORKDAY DATES FOR 2020

The Philanthropy Committee tries to meet each month on the last Saturday of the month. Some scheduling changes at the Assistance League have required us to vary from that easy-to-remember date in some months, because they will no longer be open on last Saturdays when that is the fifth Saturday in a month. So please consult this schedule each month to determine exactly which Saturday we will be meeting:

January 25	July 25
February 22	August 22
March 21	September 26
April 25	October 24
May 16	November 21
June 27	December 19

The Temecula Valley Assistance League is located at 28720 Via Montezuma, Temecula, 92590. We meet from 10am to about 3pm. Please remember to bring your lunch and hydration. We hope you will join us!



81st Chapter of
National Assistance League®

**Governing Board
2019 - 2020**

Denise Lanier
President

Diane Koirth

Annette Sheehy

Dorcas Shaktman

Diana Elizondo

Marilyn Rule

Electra Demos

Sue Sampson

Cindy Jaspersen

Char Lent

John Lamb

Mary Lindholm

Linda Smith

March 18, 2020

Valley of the Mist Quilters
27475 Inez Road #435
Temecula, Ca 92591

Dear Quilters,

On behalf of the members of Assistance League of Temecula Valley, we would like to sincerely thank you for your most recent donation of 11 children's quilts and 21 handmade pillowcases valued at \$1,035. Your very generous, loving gifts will be used to support our Operation Foster Youth program. As you know, this program supports foster youth families and the vulnerable children they take into their homes. These "one of a kind" creations will be included in supplies we provide to foster families as new children are welcomed into their homes. They will be a treasured addition!

We are very pleased that you have again chosen Assistance League as a recipient of your generosity. Your continuing support does not go unnoticed and is greatly appreciated. You and other thoughtful and charitable individuals and businesses that support our efforts are absolutely essential to the continuation of our programs. Without support such as yours, the less fortunate children in our communities would not get the help they need and deserve.

This letter will serve as an official gift receipt for tax purposes, and to indicate that no goods or services were provided in exchange for your very generous donation.

Again, on behalf of our membership and the children we serve, we sincerely thank you for supporting Assistance League of Temecula Valley.

Sincerely,

Denise Lanier
President

Diana Elizondo
Secretary

*Assistance League is a non-profit organization qualifying for tax-exempt status under section 501c3 of the Internal Revenue Code.
Tax Identification Number: 33-0360419
State Identification Number: 1463456*

28720 Via Montezuma
Temecula, CA 92590-2510
Tel. (951) 694.8018
Fax (951) 694.8298
E-mail:
altemecula@yahoo.com

www.assistanceleague.org/temecula-valley/

Transforming Lives • Strengthening Community



LOMA LINDA UNIVERSITY
HEALTH

April 28, 2020

Ms. Carol Donahoe
Valley of the Mist Quilters Guild
29186 Eagle Road
Menifee, CA 92584

Dear Ms. Donahoe:

Thank you for providing safety and protection. Your gift of handmade masks offers a precious level of defense for those working in so many areas of our campus. Every time someone dons a mask for personal protection, your compassion becomes a reality.

You saw a need and reached out to provide a tangible, significant contribution. We have seen the beauty of humanity shine through you and we are grateful.

Thank you for being part of the solution to navigating this ever-changing reality.

Sincerely,

Richard H. Hart, MD, DrPH
President

A Seventh-day Adventist Organization
OFFICE OF THE PRESIDENT
11175 Campus Street, Loma Linda, California 92354
909-558-4540 • fax 909-558-0242 • www.lluhealth.org



LOMA LINDA UNIVERSITY
MEDICAL CENTER

53049
4/20/2020

Gift in Kind

YOUR GIFT • OUR MISSION
Transforming lives through education, research and service.

Thank you for your gift of 45 handmade masks to Loma Linda University Medical Center .

Carole Donohoe
Valley of the Mist Quilters Guild
29186 Eagle Rd
Menifee, CA 92584-7934

Gifts to Loma Linda University Medical Center are tax deductible to the extent allowed by law. No goods or services were provided to you - unless noted above - in connection with this gift.

Thank you!

Thank you for your gift to Loma Linda University Health. Through your gifts, we are able to continue the mission of excellence in healthcare, research and education for which Loma Linda is known. We know you have choices when deciding where to give your philanthropic dollars and we are grateful you placed your trust in us. Thank you for helping us make a difference in the lives of our patients, our community and our students.

Sincerely,

Janya Meikelburg
Director of Alumni and Donor Relations

OFFICE OF PHILANTHROPY | P.O. Box 2000 · Loma Linda, CA 92354 (909) 558-5010 · www.llu.edu/llumc · www.llu.edu/giving



LOMA LINDA UNIVERSITY
MEDICAL CENTER

Enclosed is my/our gift of \$ _____ for:

- One-Time Gift Monthly Credit Card Gift
- _____ - _____ - _____ Exp. Date: _____
- Medical Center
- Other _____

Carole Donohoe
Valley of the Mist Quilters Guild
29186 Eagle Rd
Menifee, CA 92584-7934

This gift is: in memory OR in honor
of: _____

Please advise the following person(s) of this gift:

Name _____
Address _____
City _____ State _____ Zip _____

"Go Green" and receive an online receipt.

Email: _____

Send all receipts at the end of the year.

53049

Fabric Exchange

Hello Fabric exchange ladies. This quarter we are celebrating the birthstones for **April**, diamonds, white **May** emerald, green and **June** pearl, iridescent. The fabric should be solid or tone on tone. Thank you for being part of the 2020 fabric exchange.

When we are again able to meet, we will organize all of these gemstone fabrics for our new projects.



2020 Board Members

<u>POSITION</u>	<u>NAME</u>	<u>NAME</u>
<u>Elected Positions:</u>		
PRESIDENT	Janice Quackenbush	
1st VICE PRESIDENT	Tawnya O'Herron	
2nd VICE PRESIDENT	OPEN	
TREASURER	Maryruth Wilson	
SECRETARY	Michelle Clark	
WAYS and MEANS	OPEN	
<u>Appointed Positions:</u>		
ADVERTISING COORDINATOR	Sheri Eramo	
AMBASSADOR COORDINATOR	Marlene Oaks	
BLOCK OF THE MONTH COORDINATORS	Adrienne Ridder	Shelly McNeely
CHALLENGE QUILT COORDINATOR	Vanessa Prario	
CORRESPONDENCE SECRETARY	OPEN	
DOOR PRIZE COORDINATOR	Shelley Wilson	
FABRIC EXCHANGE	Marianne Troccoli	Linda McMahon
FACILITY COORDINATOR	Laurie Gonzales	
FRIENDSHIP GROUP COORDINATOR	Kay Catalano	Dorothy Ray Paula McGaugh
HOSPITALITY HOSTESS	Laurie Gonzales	
INTERNAL AUDITOR	OPEN	
JUNE FUNDRAISER EVENT	OPEN	
LIBRARIAN	Linda McMahon	
MEMBERSHIP CHAIRS	Elaine Giometti	Jeanette Stevens Laura Alvarado
MERCHANDISE COORDINATOR	Darlene Weist	
MONTHLY MINI COORDINATOR	Vanessa Prario	Bonnie Pelle
NEWSLETTER EDITOR	Diane Lapio	
OPPORTUNITY QUILT CHAIR	OPEN	
OPPORTUNITY QUILT MRKTG	Gloria Bachmann	
PARLIAMENTARIAN	Chris Day	
PET BED COORDINATOR	Tawnya O'Herron	
PHILANTHROPY CHAIRS	Ellen French	Lynn Korito Ida Colvin
PUBLICITY & PUBLIC RELATIONS	OPEN	
PRESIDENTS QUILT	Ellen French	
QUILT SHOW CHAIR	OPEN	
QUILT SHOW ASSISTANT	OPEN	
RETREAT COORDINATOR, 2020	Jeanette Stevens	
RETREAT COORDINATOR, 2021	Janice Quackenbush	Tawnya O'Herron
SCCQG REPRESENTATIVE	Janice Quackenbush	
SOCIAL MEDIA COORDINATOR	Carol Nanfito	
SHOW & TELL COORDINATOR	OPEN	
WEBSITE COORDINATOR	Hazel Martinez	Karen Wurfel
WORKSHOP COORDINATOR	Lupe Barker	



Reminders: Snacks & Door Prizes

Birthday Month	Bring Door Prize	Bring Snack	Monthly Program
January	yes (plus Dec.)	yes (plus Dec)	Speaker
February	yes	yes	Speaker
March	yes	yes	Speaker
April	yes	yes	Speaker
May	yes	yes	Speaker
June	no (bring in Sept.)	no (bring in July) (board members to bring snacks)	Basket Bonanza
July	no (bring in Sept.)	yes (plus June)	Quilters "U"
August	no (bring in Sept.)	yes	Philanthropy Sew
September	yes (plus June-Aug)	no, (bring in October)	Guild Birthday Party
October	yes	yes (plus Sept.)	Speaker
November	yes	yes	Member Showcase
December	no (bring in Jan.)	No	Holiday Party/Potluck

Monthly Programs & Room Set-Up

Valley of the Mist Quilters Guild Program and Room Set Ups

	January	February	March	April	May	June	July	August	September	October	November	December
Program	Speaker	Speaker	Speaker	Speaker	Speaker	Basket Bonanza	Quilters University	Phil. Sew In	Challenge Quilt	Speaker	Member Showcase	Holiday Party
Block of the Month	yes	yes	yes	yes	yes	no	no	no	yes	yes	yes	no
Challenge Quilt	yes	yes	yes	yes	yes	no	no	no	yes	no	no	no
Charm Squares	yes	yes	yes	yes	yes	no	no	no	yes	yes	yes	no
Door Prizes	yes	yes	yes	yes	yes	no	no	no	yes	yes	yes	no
Library	yes	yes	yes	yes	yes	no	no	no	yes	yes	yes	no
Merchandise Table	yes	yes	yes	yes	yes	no	no	no	yes	yes	yes	no
Monthly Mini	yes	yes	yes	yes	yes	no	no	no	yes	yes	yes	no
Opportunity Quilt	yes	yes	yes	yes	yes	yes	no	no	yes	yes	yes	no
Philanthropy	yes	yes	yes	yes	yes	no	no	no	yes	yes	yes	no
Show and Tell	yes	yes	yes	yes	yes	yes	yes	no	yes	yes	yes	no
Refreshments	yes	yes	yes	yes	yes	yes	yes	yes	yes	yes	yes	yes
						Board provides			Dessert contest			Members Potluck

I'd Rather Be Quilt'n
 Cell-951-551-7985
 Ruth A. O'Neill

Long-Arm Machine Quilting
 Custom/Pantographs
 Professional Quality Work
 40+ Years Sewing Experience

Phone: 951-699-4887 Temecula, CA
 Smoke-Free Environment



Looking to Sell?
WE HAVE BUYERS.



BERKSHIRE HATHAWAY
 HomeServices
 California Properties

DISCOVER YOUR HOME'S VALUE

Our exclusive partnership with Buyside allows me to pull information from a multitude of real estate websites to match prospective buyers to your home. Real-time data, combined with my expert knowledge of the local market will aid me in pricing your home accurately and effectively to attract active buyers.

When you're ready for a more in-depth look, let me put my expertise to work for you. I can provide a more detailed home value by reviewing neighborhood trends, current and past sales and the overall condition of your home.



CONTACT ME TO SET UP A TIME TO MEET.

Adam PIERSON
 (951) 733-4468
 DRE Lic. #02008956
 Adam.Pierson@bhhscaproperties.com



Adriane RIDDER
 (626) 893-5647
 DRE Lic. #02008957
 Adriane.Ridder@bhhscaproperties.com



BERKSHIRE HATHAWAY
 HomeServices
 California Properties

©2019 BHH Affiliates, LLC. An independently owned and operated franchisee of BHH Affiliates, LLC. Berkshire Hathaway HomeServices and the Berkshire Hathaway HomeServices symbol are registered service marks of HomeServices of America, Inc. Equal Housing Opportunity. Information not verified or guaranteed. If your home is currently listed with a Broker, this is not intended as a solicitation.

Quilts of Valor
 Norma E. Enfield
 P.O. Box 366
 Murrieta, CA 92564

We are a 501(c)(3) non-profit organization
 Creating Comfort, Love & Respect
 for our Veterans, one quilt at a time

(951) 698-8791
 quiltingtwin@verizon.net
 www.QOVFTemecula.org



COZY Creative CENTER
 756 Jamacha Road, El Cajon, CA

Hours:
 M-Sat: 10-5:30.
 Sun: 12-4.

619-670-0652

be CREATIVE

CozyQuilt.com

Open 7 days a week




To Advertise in this
 Newsletter
 Please Contact:
 Sheri Eramo
 lnerm@aol.com

Fat Quarters Quilt Shop



728 Civic Center Dr.
(formerly Escondido Ave)
Vista, CA 92084
760-758-8308

www.fatquartersquiltshop.com

Monday thru Saturday 10:00 am – 5:30 pm
Closed on Sunday

Over 4000 bolts of the NEWEST fabrics!
Check out our 25% off Daily Sales!

Stop by and be inspired -
Meet your friends at Fat Quarters Quilt Shop!
Quilting the world together one stitch at a time since
1999!

Elaine's Nifty Needle

Longarm Quilting
Custom and
Edge-to-edge
Fast Turnaround

Elaine Giometti
1469 Camino Sueno
Hemet, CA 92545

417-230-1756
cegiometti@verizon.net



Reminders

Valley of the Mist Quilters Guild

27275 Ynez Rd. #435 Temecula, CA 92592

Newsletter Editor: Diane Lapio Website Co-ord.: Hazel Martinez

votmq@yahoo.com

<http://www.valleyofthemistquilters.com>

Follow us on Facebook



MISSION STATEMENT

Formed in 1990, Valley of the Mist Quilters Guild is a non-profit charitable, educational and social organization in the Temecula Valley. We promote the knowledge of, and appreciation for, all aspects of quilting and fiber arts with an active philanthropy program.

Our Meeting Location

**Community
Recreation
Center
30875 Rancho
Vista Rd.
Temecula, CA**

Exit the 15 Freeway
at Rancho California
Rd. and go East.
Go to Ynez Rd. and
turn right.
Go to Rancho Vista
Rd. and turn Left
The CRC is
approximately 1.5
miles on the right-
hand side.

**Everyone
Welcome!**

