



Baste & Banter



Welcome,
Carmen Geddes!



Inside This Issue

January Program	1
President's Message	2
Kindness	3
2020 Programs	4
Block of the Month	5
Places to Go... Membership	6
Membership 2020 form	7
Opportunity Quilt Fabric Exchange	8
Retreat News 2020 Philanthropy Workdays	9
Philanthropy News Fabric Exchange	10&11
Board Members	12
Room Set-up	13
Advertisers	14&15
Reminders	16



Carmen was raised in a big family of 17 kids- 10 girls and 7 boys. Her business name is Tensisters Handicraft. From an early age she was taught to quilt by her mother and sisters. She has had a children's clothing business in Seattle, was a freelance educator for Viking and Pfaff for 15 years, and is an award winning longarm quilter. She has taught at many quilt shows around the country. She was named HMQS Teacher of the Year 2013

Something she often says in class is, ***"If it looks HARD, but is actually really EASY then that is my style!"*** Her classes

focus on quilting techniques-- skill building and confidence building. She loves the traditional quilt patterns of days past, but loves new, easy techniques to make the process fun, faster, and successful. She has developed the Tensisters Piping Tool and the Tensisters Easy Piecing Grid with its companion book, "Ten Quilts for Ten Sisters".

Although her favorite work is to be in the classroom teaching quilting techniques, her real love is her family of five kids, their spouses, her ten beautiful grand kids, and her husband of 36 years, Patrick. Her other hobbies are digging in the dirt; whether gardening, dutch-oven cooking, making rock pathways, or playing in the sand box.



Tuesday, January 14
6:15 Social Time
6:45-9 Meeting

President's Message

Happy New Year Everyone!!!! New Year, New goals, New Adventures and New things to learn!!!

I hope everyone had a very magical and memorable Holiday season. My Sister and her family came down from Northern California, It was very good to spend time with family.

I'm looking forward to having our January Speaker, Carmen Geddes at our meeting this month. I know you will all just love her; she has a fresh delightful presence about her that I'm sure you will all enjoy.

I would like to thank all the people that have volunteered to help with all the jobs that we have. You are truly a blessing.

We still have some key positions on the Board that are open and I'm confident that the right people will step up and lend a hand to this great guild. If you know of anyone that would be a good fit please reach out to one of the board members.

Lets all make 2020 A YEAR TO REMEMBER.

Blessings and Happy Quilting

Janice Quackenbush



Thank you, Trina...

To. The
Quilters

Thank you so much
for these pillowcases. one
of my friends raved about the
quality of the cases. He was right.
I just want to thank you for
your generosity. Sometimes we
looked down on, rejected and
things come with conditions
Thanks for the
unconditional
love
Dad bless

Trina

...and on we go...




2020 Valley of the Mist Quilter's Guild Programs

Carmen Geddes
January 14, 2020
January 15, 2020

Lecture: Make Quilts You Would Like to Inherit
Workshop: Vintage Charm (A \$25 kit is available)

Carmen Geddes brings her love of quilting and people together for a fun presentation. Enjoy her friendly, low-key approach. She has taught at many quilt shows around the country, including Houston Quilt Festival and The Road to California. Carmen has developed the Tensisters Piping Tool and Tensisters Easy Piecing Grid. She is an author and publisher of three companion books: Ten Quilts for Ten Sisters, Quilts for Kids, and Seven Brothers Block Party. She has five children and eleven grandchildren and resides in Eagle Mountain, Utah with her husband, Patrick.



Philanthropy Extravaganza
February 11, 2020

We are joining together for an extra philanthropy work night! We are going to create as many quilts as possible this evening. Come help with your friends to generate quilts that will benefit our veterans and children in need.

Vicky Beasley
March 10, 2020
March 11, 2020

Lecture: The Beauty of Scrap Quilting
Workshop: Independence

Vicky shares her passion for all things scrappy! In this presentation, she shares all of the different types of hand work for hand embroidery, English paper piecing, big stitch hand quilting and wool appliqué.



Laura Fraga
April 14, 2020
April 15, 2020

Lecture: The Phenomenon of Dear Jane
Workshop: Journey with Dear Jane

Why are quilters fascinated with this Civil War Quilt made by Jane Stickley, during the Civil War? Who was she and what are Janiacs around the world working on? During the workshop, you'll be making several blocks as you learn accurate machine and paper piecing skills.



Jane Haworth
May 12, 2020
May 13, 2020

Lecture: Journey as a Quilt Artist
Workshop: Love of Pets fabric collage

This lecture and trunk show begins with a short photo tour of Britain and Jane's early, varied career in the textile field. It covers the trials of teaching herself to quilt and how she has gone on to make unique, raw edge appliqué quilts that have been exhibited throughout the US. She will also talk about her Etsy shop and T-shirt quilt making.



If you are wanting to make a quilt of your pet, then this is THE class for you! Using a photo enlargement that you bring to class, which will be your pattern, Jane will then demonstrate her raw edge appliqué technique that she uses. It's a fun, forgiving, cut and glue method uses no fusible. No sewing machine required.

Susie Nash
October 13, 2020
October 14, 2020

Lecture: The Art of Collage- the Laura Heinie Way
Workshop: Mastering Laura Heinie's Collage Technique


These are itty-bitty patterns from Laura Heinie. Susie Nash is a certified Laura Heinie instructor. She will provide kits and patterns, with prices ranging up to \$60. Student will choose to do one of the following from the pattern: Featherweight, pincushion, dress form. Students will have a choice of buying a kit that will have 1/2 of the fabric pre-fused.



Block of the Month

Block of The Month 2020: Block #1

Welcome to our 2020 block of the month. Here is our first block for the year with our new focus fabric. It is an improvisational version of the windmill block. The focus fabric is: Western Washington Quilt Shop Hop 2017 by In the Beginning fabrics. The blocks are due at the February 2020 meeting.



The fabrics you need this month are our new focus fabric (we will have half yards for \$5 at the meeting), your coordinating fabric based on the colors in the focus fabric, a black fabric and a white fabric.

We encourage you to make two blocks, one to enter in the drawing and one to keep. Also, the Guild's Facebook page should have a post directing you to the YouTube instructions for this block.

Cut list -- For one block:

- White: one 11 $\frac{1}{4}$ " square
- Black, focus, and coordinating-color fabric: cut a total of four strips from these three fabrics, at least 9 $\frac{3}{4}$ " long, with a width of 2 $\frac{1}{4}$ ". You can choose how many of each fabric, but of the four strips, have at least one focus fabric and one coordinating fabric. You don't have to cut these strips to the 9 $\frac{3}{4}$ " length at this point, just make sure they are at least that long.



Photo 3

Assembling the block:

- Cut the white square into four triangles. You don't need a ruler, just a rotary cutter. Being careful not to cut yourself, make a freehand diagonal cut from one corner to the opposite. Then without lifting the fabric, you can move the mat or yourself if that make it easier, cut the other diagonal. See photo 3.
- Stack up the triangles right sides up. Position the triangles so the widest side is at the bottom (this was the outside edge of the original block.) Place a strip of one of the other fabrics along the right side edge of each triangle. Sew a strip to the right side of each triangle using a $\frac{1}{4}$ " seam and press away from the white fabric. You can trim the bottom edge if you like or you can leave the extra on at this point. If you do trim it as shown in photo 4, don't trim it exactly at the edge, leave a little extra – like 1/8th inch.
- Arrange the triangles to find the final look that you want. When looking at the block in a square position flip the top triangle over onto the triangle on the right and line up the inner seam and mark it so you remember which seam to sew. Do the same with the two remaining triangles, flipping the left triangle down over the bottom triangle. Sew these two seams with a $\frac{1}{4}$ " seam allowance and press away from the white fabric.
- Now for the final seam. Lay the pieces in their final position and flip on down over the other. Match the centers and sew this seam. You can sew it as one long seam, but if you have trouble with starting a seam with the long pointy ends, then sew in two steps starting in the middle each time.
- Press seams and square the block to 12 $\frac{1}{2}$ " X 12 $\frac{1}{2}$ ". Repeat to make a second block to keep!



Photo 4



Photo 5

Adriane Ridder & Shelly McNeely
Block of the Month Coordinators

Places to go; things to see!



Road to California 2020

January 23-26, 2020
Ontario Convention Center
www.road2ca.com

Valley Quilters Guild

40th Annual Quilt Show

February 7 & 8, 2020
Friday and Saturday
10am to 4pm

www.valleyquilters.org

2020 Philanthropic Quilt

"Strawberry Cheesecake"

100+ Quilts
on Display!

Drawing
Saturday
at 3:45pm



Membership



Happy New Year! **January is VOMQG New/Renewal Membership month.** Dues are \$30.00. Make sure to bring a completed Membership Form (New and Renewal members) with your payment. **Look for the membership form page in the newsletter to print.**

Please make checks payable to VOMQG. We will also have a "Square" available and as always will accept cash!

Looking forward to another fun and exciting year!!

See you at Guild,
Elaine Giometti and Jeanette Stevens
Membership 2020

Membership Form 2020

Valley of the Mist Quilters Guild

PMB 435, 27475 Ynez Road., Temecula, CA 92591

Membership Form (Rev. 11/2019)

Dues are \$30 per year, January 1 through December 31. **Our January meeting is the renewal deadline.** Please fill out the form below and mail it to the Guild (Attn: Membership) or turn it in at the next meeting along with your payment. Make checks payable to Valley of the Mist Quilters Guild.

You must have a completed membership form included with your dues payment.

Today's Date: _____ New Member _____ Renewal _____ Membership #: _____

Name: _____ Birthday: Month/Day _____

Mailing Address: _____

City: _____ Zip: _____

Phone: Home _____ Cell _____

Email Address: (This address will be used to email your monthly newsletter and annual roster & updates)

- May we use photos of you and/or your work on our website? Yes _____ No _____
- Are you interested in joining a friendship group? Yes _____ No _____

What type of programs or workshops would you like to see offered? Specific speakers/teachers?

New members, please tell us how you found out about the guild:

Guild Participation: Please tell us how you would like to help participate in the work of the Guild.

_____ Serve as an elected or appointed official, or in an auxiliary position. Indicate area of interest below.

Preference: _____

_____ Serve on any standing or special committee (Quilt Show, Philanthropy, Opportunity Quilt, Ambassador)

Preference: _____

All members of the Valley of the Mist Quilters Guild are asked to help make our annual quilt show successful. The following list includes the most common choices available for quilt show participation. If you have another idea, please contact the Quilt Show Chairperson. Our quilt show is the first Saturday in October.

_____ Work as a member of the Quilt Show Committee

_____ Volunteer a minimum of 3 hours at or towards the quilt show

_____ Make & donate a quilt for the Quilt Show Auction (can be a group project)

*****Members are requested to sell or purchase \$20.00 worth of Opportunity Quilt tickets, participate in the work of the Guild and in the work of the Quilt Show.** If you have any questions, please go to our website (valleyofthemistquilters.com) or contact a Board member. You can also write us at the address above.

Payment _____ Membership Card _____ Guest Pass _____ Roster _____

2020 Opportunity Quilt



Happy 2020! I will be notifying everyone who volunteered to do white glove duty at the Road to California Quilt Show in Ontario in the next couple of weeks to remind you of the time and date you volunteered to serve. The **Busy Bear Quilt Guild** from **Big Bear** will be bringing their opportunity quilt to our meeting in January. Please bring a few extra dollars to buy a ticket or two to help **support the Busy Bear Guild**. I will be waiting until all chance of snow is gone before I will take our quilt to their guild later this spring. I still have a number of ticket packets for each of our members, so stop by at the meeting to pick up your opportunity quilt tickets if you haven't already done so. We expect each of our member to sell (or buy themselves) \$20.00 worth of tickets for the opportunity quilt which is one of our big fundraisers each year.

Gloria Bachmann

Fabric Exchange



Hello, everyone! Happy New Year! Welcome back to our Fabric Exchange. Please stop by our table to sign up for this month. We have great new ideas and we'd like to get started!

It will be great to see you on the 14th!

Marianne Tricoli & Linda McMahn
951-397-3902

2020 Retreat News

Happy New Year! The 2020 Spring Retreat is fast approaching!! It will be the weekend of March 27th - 29th, 2020, at the beautiful Vina de Lestonnac facility. Cost of Retreat is \$350.00 per person, with **payment in FULL due on or before the February 11, 2020 General Meeting.** We will have the "Square" available at the January meeting if you would like to use your credit card. Also, as a reminder you must be a member of the VOMQG to attend or reserve a space at Guild Retreats. January is Membership Renewal month for the Guild.

We do have a wait list, as the Retreat is FULL. You can add your name to the wait list at the General Meetings. **If you signed up and cannot attend, please let us (craftyjs@me.com or cegiometti@verizon.net) know as soon as possible,** so we may contact those on the wait list to fill your spot.

Retreat payments can be made at each monthly Guild meeting. If you are unable to attend monthly meetings, please feel free to mail your payment to: Jeanette Stevens, 45960 Classic Way, Temecula, CA 92592. Make checks payable to VOMQG. Note "Retreat 2020" on memo line.

See you at Guild!

Jeanette Stevens and Elaine Giometti
2020 Retreat Coordinators

Philanthropy Work Dates Update

PHILANTHROPY WORKDAY DATES FOR 2020

The Philanthropy Committee tries to meet each month on the last Saturday of the month. Some scheduling changes at the Assistance League have required us to vary from that easy-to-remember date in some months, because they will no longer be open on last Saturdays when that is the fifth Saturday in a month. So please consult this schedule each month to determine exactly which Saturday we will be meeting:

January 25	July 25
February 22	August 22
March 21	September 26
April 25	October 24
May 16	November 21
June 27	December 19

The Temecula Valley Assistance League is located at 28720 Via Montezuma, Temecula, 92590. We meet from 10am to about 3pm. Please remember to bring your lunch and hydration. We hope you will join us!

Philanthropy

PHILANTHROPY IN 2020!

A very happy new year to everyone! We have lots of pillowcases and lots of quilts to make in 2020. We are committed to making as many of each as possible, serving veterans and foster children and anyone else we can find who needs a quilt or a pillowcase. In the final tally for 2019, we donated the following:

- A ton of household goods for the vets at March ARB's Veterans' Village
- 131 quilts to U.S. Vets, Assistance League Foster care children, Habitat for Humanity, Camp fire victims, Alternatives to Domestic Violence (ADV), Canine Support Teams (CST) and 4 Paws 4 Patriots
- 63 Christmas stockings and 55 pillowcases to Oak Grove Center school in Murrieta
- 395 pillowcases to ADV, US Vets, 4 Paws 4 Patriots, CST and Assistance League foster children
- 29 NICU blankets to Rancho Springs Hospital, Murrieta, and Loma Linda University Hospital, Murrieta
- 170 pet beds to animal shelters across the Valley

We hope to exceed these numbers in 2020, but we will need your help! If anyone feels like making a quilt on his or her own, we are happy to receive them. Just turn them in to us at the general meeting. Alternatively, you may opt to help us out at our monthly philanthropy work day. A list of the meeting dates in 2020 (as well as the address, etc. will appear in every issue of the newsletter this year (THANK YOU, Diane Lapio!). **If you wish your quilt to go to a formerly homeless veteran at March, we ask that it be a twin size quilt: 64" x 80" MINIMUM.** Your twin quilt may be somewhat wider and/or longer, but these are the minimum sizes to be sure it will fit a vet's bed at March. If you have any questions, please feel free to consult one of us.

We have decided in 2020 to return to a monthly veteran's items guide. People have told us they find it easiest to donate items to our March ARB vets when we give them a list or a specific item to focus on. So, **JANUARY IS BAR SOAP MONTH!** Please bring your donated bars of soap to us at the philanthropy table (as well as anything else you'd like to donate there) and we will make sure it gets delivered. We will focus on a different kind of item every month. **You may donate any item in any month, however.** Other items you may wish to be on the lookout for include the following items always needed by our vets:

- Pillows (new, please)
- Twin bed sheet sets (new, please)
- Toothbrushes (individually packaged, please, for sanitary reasons)
- Toothpaste, alcohol-free mouthwash, floss
- Men's 3-in-1 body wash, bar soap
- Shampoo, conditioner
- Body lotion
- Towels (all sizes: bath, hand, washcloths, kitchen)
-

Philanthropy, con't.

- Bath mats
- Shower curtains
- Laundry items

If you know how to machine quilt and can help us in the quilting department, please let us know! If you are a long arm quilter willing to quilt a few philanthropy quilts for us, please let us know. Doing philanthropic quilting is something you can write off on your taxes.

We will have pillowcase kits in the new year, as well as basic/easy quilt kits for you to sign out and complete. Please let us know if you are interested in working on a quilt kit.

As always, we thank you for your invaluable help. If you are new to the guild and would like to fast-track to feeling like a part of the guild, philanthropy is a really good way to do that. We're a friendly bunch, and you can be assured that your work will make a positive difference in the life of someone less fortunate than yourself. If you are new to quilting, we can and will teach you how!

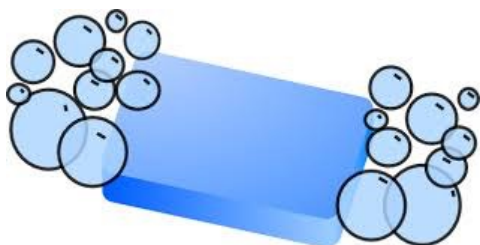
Thank you, thank you,

Lynn Korito, Ida Colvin, and Ellen French
Philanthropy Co-Chairs

This is the Month!

We are going to begin this new year off right! Let's get started with a themed donation each month. This time is going to be one of the basics: bar soap. Whatever you can bring will be appreciated.

Thank you



2020 Board Members

<u>POSITION</u>	<u>NAME</u>	<u>NAME</u>
<u>Elected Positions:</u>		
PRESIDENT	Janice Quackenbush	
1st VICE PRESIDENT	Tawnya O'Herron	
2nd VICE PRESIDENT	Shirley Brown	
TREASURER	Maryruth Wilson	
SECRETARY	Michelle Clark	
WAYS and MEANS	OPEN	
<u>Appointed Positions:</u>		
ADVERTISING COORDINATOR	OPEN	
AMBASSADOR COORDINATOR	Marlene Oaks	
BLOCK OF THE MONTH COORDINATORS	Adrienne Ridder	Shelly McNeely
CHALLENGE QUILT COORDINATOR	Vanessa Prario	
CORRESPONDENCE SECRETARY	OPEN	
DOOR PRIZE COORDINATOR	Shelley Wilson	
FABRIC EXCHANGE	Marianne Troccoli	Linda McMahon
FACILITY COORDINATOR	Laurie Gonzales	
FRIENDSHIP GROUP COORDINATOR	OPEN	
HOSPITALITY HOSTESS	Laurie Gonzales	Gloria Bachmann
INTERNAL AUDITOR	OPEN	
JUNE FUNDRAISER EVENT	OPEN	
LIBRARIAN	Linda McMahon	
MEMBERSHIP CHAIRS	Elaine Giometti	Jeanette Stevens
MERCHANDISE COORDINATOR	Darlene Wiest	
MONTHLY MINI COORDINATOR	Vanessa Prario	Bonnie Pelle
NEWSLETTER EDITOR	Diane Lapio	
OPPORTUNITY QUILT CHAIR	OPEN	
OPPORTUNITY QUILT MRKTG	Gloria Bachmann	
PARLIAMENTARIAN	Chris Day	
PET BED COORDINATOR	Tawnya O'Herron	
PHILANTHROPY CHAIRS	Ellen French	Lynn Korito Ida Colvin
PUBLICITY & PUBLIC RELATIONS	OPEN	
PRESIDENTS QUILT	Ellen French	
QUILT SHOW CHAIR	OPEN	
QUILT SHOW ASSISTANT	OPEN	
RETREAT COORDINATOR, 2020	Jeanette Stevens	
RETREAT COORDINATOR, 2021	Janice Quackenbush	Tawnya O'Herron
SCCQG REPRESENTATIVE	Janice Quackenbush	
SOCIAL MEDIA COORDINATOR	Carol Nanfita	
SHOW & TELL COORDINATOR	Diane Anderson	
WEBSITE COORDINATOR	OPEN	
WORKSHOP COORDINATOR	Lupe Barker	

Reminders: Snacks & Door Prizes

Birthday Month	Bring Door Prize	Bring Snack	Monthly Program
January	yes (plus Dec.)	yes (plus Dec)	Speaker
February	yes	yes	Speaker
March	yes	yes	Speaker
April	yes	yes	Speaker
May	yes	yes	Speaker
June	no (bring in Sept.)	no (bring in July) (board members to bring snacks)	Basket Bonanza
July	no (bring in Sept.)	yes (plus June)	Quilters "U"
August	no (bring in Sept.)	yes	Philanthropy Sew
September	yes (plus June-Aug)	no, (bring in October)	Guild Birthday Party
October	yes	yes (plus Sept.)	Speaker
November	yes	yes	Member Showcase
December	no (bring in Jan.)	No	Holiday Party/Potluck

Monthly Programs & Room Set-Up

Valley of the Mist Quilters Guild Program and Room Set Ups

	January	February	March	April	May	June	July	August	September	October	November	December
Program	Speaker	Speaker	Speaker	Speaker	Speaker	Basket Bonanza	Quilters University	Phil. Sew In	Challenge Quilt	Speaker	Member Showcase	Holiday Party
Block of the Month	yes	yes	yes	yes	yes	no	no	no	yes	yes	yes	no
Challenge Quilt	yes	yes	yes	yes	yes	no	no	no	yes	no	no	no
Charm Squares	yes	yes	yes	yes	yes	no	no	no	yes	yes	yes	no
Door Prizes	yes	yes	yes	yes	yes	no	no	no	yes	yes	yes	no
Library	yes	yes	yes	yes	yes	no	no	no	yes	yes	yes	no
Merchandise Table	yes	yes	yes	yes	yes	no	no	no	yes	yes	yes	no
Monthly Mini	yes	yes	yes	yes	yes	no	no	no	yes	yes	yes	no
Opportunity Quilt	yes	yes	yes	yes	yes	yes	no	no	yes	yes	yes	no
Philanthropy	yes	yes	yes	yes	yes	no	no	no	yes	yes	yes	no
Show and Tell	yes	yes	yes	yes	yes	yes	yes	no	yes	yes	yes	no
Refreshments	yes	yes	yes	yes	yes	yes	yes	yes	yes	yes	yes	yes
						Board provides			Dessert contest			Members Potluck

Hallett's Quilting Service



Long Arm Quilting Services
Bonnie Hallett

1903 Overton Drive
 Jasper, Alabama 35504

Phone: 205-265-2776
 Cell: 858-735-8329

E-mail: hallettbonnie@gmail.com

Computer Guided pantograph (\$0.01/in)
 Custom (\$0.06/in)
 Large selection of patterns and thread
 Batting available (sold by linear inch)
 Other services available

Looking to Sell?
WE HAVE BUYERS.



BERKSHIRE HATHAWAY
 HomeServices
 California Properties

DISCOVER YOUR HOME'S VALUE

Our exclusive partnership with Buyside allows me to pull information from a multitude of real estate websites to match prospective buyers to your home. Real-time data, combined with my expert knowledge of the local market will aid me in pricing your home accurately and effectively to attract active buyers.

When you're ready for a more in-depth look, let me put my expertise to work for you. I can provide a more detailed home value by reviewing neighborhood trends, current and past sales and the overall condition of your home.



CONTACT ME TO SET UP A TIME TO MEET.

Adam PIERSON
 (951) 733-4468
 DRE Lic. #02008956
 Adam.Pierson@bhhscaproperties.com



Adriane RIDDER
 (626) 893-5647
 DRE Lic. #02008957
 Adriane.Ridder@bhhscaproperties.com



BERKSHIRE HATHAWAY
 HomeServices
 California Properties

©2019 BHH Affiliates, LLC. An independently owned and operated franchisee of BHH Affiliates, LLC. Berkshire Hathaway HomeServices and the Berkshire Hathaway HomeServices symbol are registered service marks of HomeServices of America, Inc.® Equal Housing Opportunity. Information not verified or guaranteed. If your home is currently listed with a Broker, this is not intended as a solicitation.

I'd Rather Be Quilt'n
 Cell 951-551-7985
 Ruth A. O'Neill



Long-Arm Machine Quilting
 Custom/Pantographs
 Professional Quality Work
 40+ Years Sewing Experience

Phone: 951-699-4887

Temecula, CA

Smoke-Free Environment

Quilts of Valor

Norma E. Enfield
 P.O. Box 366
 Murrieta, CA 92564

We are a 501(c)(3) non-profit organization
 Creating Comfort, Love & Respect
 for our Veterans, one quilt at a time

(951) 698-8791

quiltingtwin@verizon.net
 www.QOVFTemecula.org



COZY Creative CENTER

756 Jamacha Road, El Cajon, CA

Hours:

M-Sat: 10-5:30.
 Sun: 12-4.



619-670-0652



CozyQuilt.com

Open 7 days a week

To Advertise in this
 Newsletter
 Please Contact:
 Sheri Eramo
 lnerm@aol.com

Fat Quarters Quilt Shop



728 Civic Center Dr.
(formerly Escondido Ave)
Vista, CA 92084
760-758-8308

www.fatquartersquiltshop.com

Monday thru Saturday 10:00 am – 5:30 pm
Closed on Sunday

Over 4000 bolts of the NEWEST fabrics!
Check out our 25% off Daily Sales!

Stop by and be inspired -
Meet your friends at Fat Quarters Quilt Shop!
Quilting the world together one stitch at a time since
1999!

Elaine's Nifty Needle

Longarm Quilting
Custom and
Edge-to-edge
Fast Turnaround

Elaine Giometti
1469 Camino Sueno
Hemet, CA 92545

417-230-1756
cegiometti@verizon.net



Reminders

Valley of the Mist Quilters Guild

27275 Ynez Rd. #435 Temecula, CA 92592

Newsletter Editor: Diane Lapio Website Co-ord.: Hazel Martinez

votmq@yahoo.com

<http://www.valleyofthemistquilters.com>

Follow us on Facebook



MISSION STATEMENT

Formed in 1990, Valley of the Mist Quilters Guild is a non-profit charitable, educational and social organization in the Temecula Valley. We promote the knowledge of, and appreciation for, all aspects of quilting and fiber arts with an active philanthropy program.

Our Meeting Location

Community Recreation Center
30875 Rancho Vista Rd.
Temecula, CA

Exit the 15 Freeway at Rancho California Rd. and go East. Go to Ynez Rd. and turn right. Go to Rancho Vista Rd. and turn Left. The CRC is approximately 1.5 miles on the right-hand side.

Everyone Welcome!



General Meeting
Tuesday, January 14 @ 6:00pm

Board Meeting
Monday, January 20 @ 6:30pm