



Baste & Banter



You're invited
Valley of the Mist Quilter's Guild

HOLIDAY PARTY

Monday, December 13 at 7:00 pm
(doors open 6:30)

Temecula Community Recreation Center
30875 Rancho Vista Road, Temecula, CA92592

Potluck: Bring your favorite dish

Gift Exchange: Minimum \$20 gift
Gift not required but if you want to receive a gift you must bring one to participate.
Gift may be a bottle of wine or quilting related.
We will be playing the left right game.

Ugly sweater contest:
A special prize will be awarded to the ugliest sweater.

See you on the 13th
Get ready for a small feast, gifts and fun with friends.



Ho! Ho! Ho!

Table of Contents	
President's Page	1
Block of the Mont	2
Philanthropy	3
Monthly Set-Up	4
Board Members	5
Advertisers	6
Reminders	7



Block of the Month

Block of The Month 2021: Block #12

We can't believe the year is coming to a close. Here is our final block of the year. We have big plans for 2022, but let's finish 2021 first. Shelly is our specialist for using up scraps and that's what we try to do in December in this chevron block. To get started, here are the fabrics you need: your focus fabric, a coordinating fabric based on the colors in the focus fabric, and two neutral color fabrics. Pick ones that contrast with each other. (Neutral colors include black, brown, grey, white, and shades or hues of these.) Remember, all our blocks end up 12.5" X 12.5" (a 12" finished block.)

Also, the Guild's website and Facebook page should have a post directing you to the YouTube instructions for this block.

Cut list -- For one block

Go through your scraps. You need one piece that is approximately 5" to 6" square. The size isn't exact, you just want to start with a decent size chunk. After that, sort out all the strips of fabric you have left. If you have been good at using up your scraps, you may need to cut some strips, you need at least two pieces of each of the fabrics. Use up your scraps but remember if the strips are less than 1" wide, it is going to take a quite a few strips to the block big enough. I used strips from $\frac{3}{4}$ " to 2.5" to make the sample shown above. My starting square was more rectangular, just adjust placement of wider strips to accommodate your starting piece.

Assembling the block:

- Start by adding a strip of one your fabrics to two adjoining sides of the starting square. See photo 2. Press to the newly added fabric.
- Keep adding pairs of each of your fabrics to the same two sides of the starting square. You can decide the order you add the fabrics. The only rule this month is that each round you add, the fabric on the two sides is the same. It is easier if you press after each strip – pressing to the newly added fabric. Keep building out the sides until you have about 13" in both directions. As you can see in photo 3 – I still need a few more strips on each side. If you want the block to look a little neater, always add the first strip to the same side.
- As soon as you can put your 12½" X 12½" square up ruler over the block and there is fabric under all edges, it is big enough. Trim to 12½" X 12½", but try to do your trimming mainly at your starting square so that you don't end up with outside strips that are too narrow.



Photo 2




Photo 3

We hope you enjoyed this year of block of the month. Next year should be back to normal with us all making blocks to share at the guild meetings. Our plan for next year is 12 months of improv star blocks. Will have a new focus fabric that you will be able to purchase at the guild meetings. See you next year!

Adriane Ridder & Shelly McNeely
Block of the Month Coordinators



Philanthropy



PHILANTHROPY WINDS UP ANOTHER YEAR

We were very relieved to be able to meet as a group again at the Assistance League this fall. We have very few people joining us for the workday, however. Last month there were only seven of us present. If you are new to the guild, helping out with philanthropy is not only going to make you feel good, it also helps you get to know other guild members.

We were able to make over 80 lovely Christmas stockings. These will go to the children at the Alternatives to Domestic Violence shelter, and to the kids at Oak Grove Center.

The baby quilt campaign continues! Our goal is 100 baby quilts of all kinds for the veteran moms associated with the Loma Linda VA. If you need a diversion, please consider making a baby quilt! Fun and done!

For the January meeting it's still going to be BEDDING MONTH again for the formerly homelessness vets at March ARB. Think pillows, twin sheet sets, twin mattress pads. But we will deliver whatever you bring, so if you have bar soap or anything else, bring it!

Our December philanthropy work day is Saturday, December 18, from 10 to 3. Bring your lunch & hydration, your machine if you have a project you're working on for philanthropy. If you have no project, bring your machine and supplies anyway—we will have stuff for you to do!

Thanks for your help. Merry Christmas!

Ellen, Ida and Lynn



Reminders: Snacks & Door Prizes

Birthday Month	Bring Door Prize	Bring Snack	Monthly Program
January	yes (plus Dec.)	yes (plus Dec)	Speaker
February	yes	yes	Speaker
March	yes	yes	Speaker
April	yes	yes	Speaker
May	yes	yes	Speaker
June	no (bring in Sept.)	no (bring in July) (board members to bring snacks)	Basket Bonanza
July	no (bring in Sept.)	yes (plus June)	Quilters "U"
August	no (bring in Sept.)	yes	Philanthropy Sew
September	yes (plus June-Aug)	no, (bring in October)	Guild Birthday Party
October	yes	yes (plus Sept.)	Speaker
November	yes	yes	Speaker
December	no (bring in Jan.)	No	Holiday Party/Potluck

Monthly Programs & Room Set-Up

Valley of the Mist Quilters Guild Program and Room Set Ups

	January	February	March	April	May	June	July	August	September	October	November	December
Program	Speaker	Speaker	Speaker	Speaker	Speaker	Basket Bonanza	Quilters University	Phil. Sew In	Challenge Quilt	Speaker	Member Showcase	Holiday Party
Block of the Month	yes	yes	yes	yes	yes	no	no	no	yes	yes	yes	no
Challenge Quilt	yes	yes	yes	yes	yes	no	no	no	yes	no	no	no
Charm Squares	yes	yes	yes	yes	yes	no	no	no	yes	yes	yes	no
Door Prizes	yes	yes	yes	yes	yes	no	no	no	yes	yes	yes	no
Library	yes	yes	yes	yes	yes	no	no	no	yes	yes	yes	no
Merchandise Table	yes	yes	yes	yes	yes	no	no	no	yes	yes	yes	no
Monthly Mini	yes	yes	yes	yes	yes	no	no	no	yes	yes	yes	no
Opportunity Quilt	yes	yes	yes	yes	yes	yes	no	no	yes	yes	yes	no
Philanthropy	yes	yes	yes	yes	yes	no	no	no	yes	yes	yes	no
Show and Tell	yes	yes	yes	yes	yes	yes	yes	no	yes	yes	yes	no
Refreshments	yes	yes	yes	yes	yes	yes	yes	yes	yes	yes	yes	yes
						Board provides			Dessert contest			Members Potluck

2022 Board Members

POSITION
Elected Positions:

PRESIDENT

1st VICE PRESIDENT
2nd VICE PRESIDENT
TREASURER
SECRETARY
WAYS and MEANS

NAME

Shirley Brown
Tawnya O'Herron
OPEN
Maryruth Wilson
Michelle Clark
OPEN

NAME

Shelly McNeely
Linda McMahon
Dorothy Ray Paula McGaugh
Jeanette Stevens Laura Alvarado
Bonnie Pelle
Lynn Korito Ida Colvin
Tawnya O'Herron
Karen Wurfel

Appointed Positions:

ADVERTISING COORDINATOR
AMBASSADOR COORDINATOR
BLOCK OF THE MONTH COORDINATORS
CHALLENGE QUILT COORDINATOR
CORRESPONDENCE SECRETARY
DOOR PRIZE COORDINATOR
FABRIC EXCHANGE
FACILITY COORDINATOR
FRIENDSHIP GROUP COORDINATOR
HOSPITALITY HOSTESS
INTERNAL AUDITOR
JUNE FUNDRAISER EVENT
LIBRARIAN
MEMBERSHIP CHAIRS
MERCHANDISE COORDINATOR
MONTHLY MINI COORDINATOR
NEWSLETTER EDITOR
OPPORTUNITY QUILT CHAIR
OPPORTUNITY QUILT MRKTG
PARLIAMENTARIAN
PET BED COORDINATOR
PHILANTHROPY CHAIRS
PUBLICITY & PUBLIC RELATIONS
PRESIDENTS QUILT
QUILT SHOW CHAIR
QUILT SHOW ASSISTANT
RETREAT COORDINATOR, 2020
RETREAT COORDINATOR, 2021
SCCQG REPRESENTATIVE
SOCIAL MEDIA COORDINATOR
SHOW & TELL COORDINATOR
WEBSITE COORDINATOR
WORKSHOP COORDINATOR

Sheri Eramo
Marlene Oaks
Adrienne Ridder
Vanessa Prario
OPEN
Shelley Wilson
Marianne Troccoli
Laurie Gonzales
Kay Catalano
Laurie Gonzales
OPEN
OPEN
Linda McMahon
Elaine Giometti
Darlene Weist
Vanessa Prario
OPEN
OPEN
Gloria Bachmann
OPEN
Tawnya O'Herron
Ellen French
OPEN
Ellen French
OPEN
OPEN
Jeanette Stevens
Janice Quackenbush
Janice Quackenbush
Carol Nanfito
OPEN
Hazel Martinez
Lupe Barker





Please Support Our Advertisers



Looking to Sell? WE HAVE BUYERS.



BERKSHIRE HATHAWAY
HomeServices
California Properties



DISCOVER YOUR HOME'S VALUE

Our exclusive partnership with Buyside allows me to pull information from a multitude of real estate websites to match prospective buyers to your home. Real-time data, combined with my expert knowledge of the local market will aid me in pricing your home accurately and effectively to attract active buyers.

When you're ready for a more in-depth look, let me put my expertise to work for you. I can provide a more detailed home value by reviewing neighborhood trends, current and past sales and the overall condition of your home.



CONTACT ME TO SET UP A TIME TO MEET.

**Adam
PIERSON**

(951) 733-4468

DRE Lic. #02008956
Adam.Pierson@bhhscaproperties.com



**Adriane
RIDDER**

(626) 893-5647

DRE Lic. #02008957
Adriane.Ridder@bhhscaproperties.com

BERKSHIRE HATHAWAY
HomeServices
California Properties

©2019 BH Affiliates, LLC. An independently owned and operated franchisee of BH Affiliates, LLC. Berkshire Hathaway HomeServices and the Berkshire Hathaway HomeServices symbol are registered service marks of HomeServices of America, Inc. Equal Housing Opportunity. Information not verified or guaranteed. If your home is currently listed with a Broker, this is not intended as a solicitation.

I'd Rather Be Quilt'n
Cell-951-551-7985
Ruth A. O'Neill

Long-Arm Machine Quilting
Custom/Pantographs
Professional Quality Work
40+ Years Sewing Experience

Phone: 951-699-4887 Temecula, CA
Smoke-Free Environment



COZY Creative CENTER

756 Jamacha Road, El Cajon, CA

Hours:
M-Sat: 10-5:30.
Sun: 12-4.



619-670-0652

CozyQuilt.com


Open 7 days a week

Elaine's Nifty Needle

Longarm Quilting
Custom and
Edge-to-edge
Fast Turnaround


Elaine Giometti
1469 Camino Sueno
Hemet, CA 92545

417-230-1756
cegiometti@verizon.net



Fantabulous Backs

Extra Wide Quilting Fabrics by the yard
Many Selections to Choose From



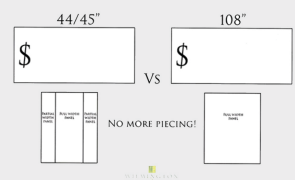
★ MONTHLY SPECIAL ★

Buy \$100.00 of fabric (excluding tax) & receive a free Brand new 45 ml Olfa Blade

Buy \$150.00 of fabric (excluding tax) & receive a free Brand new 60 ml Olfa Blade

* Not valid with any other offer

SAVE TIME AND MONEY!



- 100% Cotton
- Flannels
- White/White
- Solid Colors
- and Much More!

www.fantabulousbacks.com
619-804-6062

fantabulousbacks@gmail.com

[f](https://www.facebook.com/fantabulousbacks) [i](https://www.instagram.com/fantabulousbacks)
@fantabulousbacks

Reminders

To Advertise in this
Newsletter
Please Contact:
Sheri Eramo
Inerm@aol.com

Valley of the Mist Quilters Guild
27275 Ynez Rd. #435 Temecula, CA 92592
Newsletter Editor: Website Co-ord.: Hazel Martinez
votmq@yahoo.com
<http://www.valleyofthemistquilters.com>
Follow us on Facebook



MISSION STATEMENT

Formed in 1990, Valley of the Mist Quilters Guild is a non-profit charitable, educational and social organization in the Temecula Valley. We promote the knowledge of, and appreciation for, all aspects of quilting and fiber arts with an active philanthropy program.

Our Meeting Location



© CanStockPhoto.com

Exit the 15 Freeway at Rancho California Rd. and go East. Go to Ynez Rd. and turn right. Go to Rancho Vista Rd. and turn Left. The CRC is approximately 1.5 miles on the right-hand side.

Everyone Welcome!



Hello Everyone!

For the foreseeable future, our guild meetings will be held at the :

Temecula United Methodist Church
42690 Margarita Road
Temecula, CA 92596

Doors open @ 6:30 pm
Meeting begins @ 7pm