



# Baste & Barter

## LET'S MAKE SOME BABY QUILTS!

We hope you are all keeping well and sewing up a storm while we cannot meet. As we told you last month, Co-Chair Lynn Korito was able to make a connection recently with the Loma Linda VA in Redlands, so now we have a solid donation source for female vets. We have donated a total of 17 quilts and a bunch of pillowcases and masks there, all of which they were very happy to receive.

**We are completely out of finished pillowcases to donate at this time.** Although we asked for help with pillowcases last month, only one person responded (thank you Chris Day). We still have 100 pillowcase kits, so if you could possibly stitch a few up, we could really use the help.

**U.S. Vets.** Lynn took some quilts and pillowcases up to U.S. Vets at March ARB the other day, and had a chat with Denise, our donation contact there. Denise let us know that our vets up at March are all well, except for one man who tested positive recently for COVID-19. He's been moved to a hotel room to quarantine, and is recovering.

**Baby quilts for the Loma Linda VA.** We have a fun opportunity that we thought the whole guild might want to get involved with. The women's veteran program at the Loma Linda VA puts on a big annual baby shower for the lady vets there in need, every May around Mother's Day. They get all kinds of donations, and there are usually about 75 attendees. One of the things they could use are baby quilts. We don't know yet if they will be able to have a physical baby shower next year, but they'd be giving the goods out anyway, and of course our ears perked up at the thought of being able to contribute a lot of handmade baby quilts! So our goal is to make and donate 75 beautiful baby quilts between now and next May. We haven't really had a need for baby quilts before now, so we were pretty excited. We're planting the seed now, hoping you'll all want to be involved.

**THANK YOU!** Huge thanks to **Gloria Bachmann** and **Jackie Sylvestre**, who continue to sew, and to **Maryruth Wilson** for continuing to quilt, and to **Cathy Cochran**, for binding. And another huge thank you to **Lynn Korito** for all her organizational work, for her willingness to store completed quilts and pillowcases, for delivery and pickup, and for delivering finished goods to our grateful recipients.

**We really need your help.** We know things have changed, that life is different now, and fairly scary. We miss being able to get together. But people are still in need of the things we can make for them. And what we are able to donate is shrinking because we have so few members helping us. If you can sew some pillowcases, please let us know. We can deliver kits to your door and pick them up when you're done, no contact. If you can make a baby quilt for a lady veteran, please let us know. We would be happy to pick those up, too.

Thank you, Ellen French, Ida Colvin, and Lynn Korito



### Inside This Issue

Philanthropy	1
President's Page	2&3
Block of the Month	4
2020 Programs	5
Challenge Quilt	6
Why we do what we do...	
Board Members	8
Advertisers	9&10
Reminders	11



## President's Page

30 years!



Hello Quilters!

I am proud to announce that September 2020 marks the 30th year that Valley of the Mist Quilters Guild has been in existence. What a wonderful heritage of education, philanthropy and community. I hope to find a special way to celebrate in September.

### **Stay tuned!**

The board met, discussed and deliberated, via the Zoom app, on Monday, July 20 with a focus on moving us forward. Here are the highlights:

**Quilt Show:** Given the unpredictability of the virus, the board voted to suspend the quilt show this year, looking forward to a bigger and better one next year.

**Challenge Quilt:** We have put the Challenge quilt on hold. Please contact Vanessa Prario with any questions. Please see page 6 for the update.

**Meetings:** Still unable to meet but we'll keep you posted.

**Workshop:** Still a possibility for one in September if there is enough interest. If you missed the Laura Heine workshop, this is your chance to learn the process, by one of her certified teachers, Susie Nash. It'll be a good one and safe social distancing will be in play. She works with an overhead camera, so you won't have to walk up to her table to see her demonstrate and there will be one person to a table. Please email Tawnya O'Herron if you are interested at [thehaze1970@yahoo.com](mailto:thehaze1970@yahoo.com).

**Philanthropy:** August is our usual philanthropy sew-in and since we've not been able to meet, things are way behind. Unfortunately, those in need of our donations remain in need and are hoping for our assistance. We are willing to deliver to your door. Please call, email or text Ellen French or Lynn Korito.



There has been a request for pink masks from the Women Veterans Program of Loma Linda Healthcare System to be worn by nursing staff during October, **Breast Cancer Awareness** month. What a way to support our female warriors. Kits should be available mid-August. Again, call, text or email Ellen or Lynn for kits. If you have plenty of pink stash, you can always start new and make some on your own. Please help.

**Facebook:** We are excited about our new group page on Facebook. It's called "Friends of Valley of the Mist Quilters Guild" and once you join, you will be able to post your pictures, etc. directly. No more emailing to someone else. It went up on Friday and we already have 23 members. We are a quilting community who can't meet to do show and tell or just talk to each other. Now we've found a way to keep in touch. Check it out and show us what you have been up to.



## **Bylaws/Roberts Rules of Order/California State Guidelines for Charities and Non-profits**

It has come to our attention that we may be out of compliance in some areas. The board discussed this and voted to continue as we have in the past until a new workable plan can be put in place. No more standing in line for tickets, etc. That said, we need to hear from anyone who has a concern about the way we do business and/or handle finances. If you have issues or concerns, I strongly urge you to submit your concerns in writing for submission to the board to be entered into the meeting minutes. Please email me for presentation to the board. The board agreed that we will set up a task force committee to review our bylaws, Roberts Rules of Order and the State Guidelines to determine if we are out of compliance. If we are, they will find and present solutions to the board. If you are willing to serve on this important mission, please email, text or call me.

Next Board Meeting is Monday, August 17, 2020 at 6:30 pm via Zoom. Any guild member can attend a board meeting. If you have the Zoom app enter the meeting ID and password below. If you don't have the app, copy the URL below and paste it into your browser.

Join Zoom Meeting

<https://us02web.zoom.us/j/85488323937?pwd=R2lzNEZHZUZzZkh5OUdRbkIKRk9hZz09>

Meeting ID: 854 8832 3937

Password: 9cFvec

Hoping to see you on Facebook soon!

As always, my best to you. Hugs and many blessings.

Shirley

(951) 210-0560 [shirleyelainebrown@gmail.com](mailto:shirleyelainebrown@gmail.com)

# Block of the Month

## Block of The Month 2020: Block #8

This month we have fun block that Adriane came up with. This year's focus fabric is called Western Washington Quilt Shop Hop 2017 by In the Beginning fabrics. These blocks are due at the September 2020 meeting (let's hope we have a meeting.)

In addition to the focus fabric (we will have half yards for \$5 at the meeting or contact us if you need some), you also need a coordinating fabric based on the colors in the focus fabric, a black fabric and a white fabric.

We encourage you to make two blocks, one to enter in the drawing and one to keep. Also, the Guild's website and Facebook page should have a post directing you to the YouTube instructions for this block.

### Cut list -- For one block: (Read the instructions before cutting.)

You get to choose the number of strips of each fabric, but you need at least one strip of each fabric. In order to conserve your focus fabric, we recommend using only one strip.

Cut 11 strips: 3¼" X 6¾"

### Assembling the block:

First take your strips and stack ten of them all the same direction (right side up) in groups. It is easiest and gives the most variety to your block if you only stack two together, see photo 2.

- Free cut (no ruler) each stack into two pieces, cutting the long direction, using a slightly curvy cut (photo 3). Now move the top piece from on stack of each group to the bottom of the stack (photo 4). Sew the strips back together, along the long edge, pairing them as stacked. Use a ¼" seam throughout the sewing of this block. Match up the curves as you go. Press seams to the darker fabric. Separate pressed sections into two groups.
- Cut your last strip into two pieces, cutting in the long direction. You can use a ruler if you like, the cut should be roughly down the middle. Place a piece with each of groups from the last step.
- Arrange your pieces from each group in an order that pleases you. One group will be the top row of the block and the other, will be the bottom row (photo 5.) Now sew these rows together, pressing to the darker fabric.
- Your last seam will be to sew these two halves together, as in the photo of the final block. Try flipping one half around to find the combination you prefer.
- Now using your 12½" X 12½" square up ruler, place it over the block and trim to 12½" X 12½". Move the ruler around until you find the final look you like best.
- Repeat to make a second block to keep!



Photo 2

Photo 3

Photo 4



Photo 5

Keep quilting!

Adriane Ridder & Shelly McNeely  
Block of the Month Coordinators




# 2020 Valley of the Mist Quilter's Guild Programs

**Carmen Geddes**  
**January 14, 2020**  
**January 15, 2020**

**Lecture: Make Quilts You Would Like to Inherit**  
**Workshop: Vintage Charm (A \$25 kit is available)**

Carmen Geddes brings her love of quilting and people together for a fun presentation. Enjoy her friendly, low-key approach. She has taught at many quilt shows around the country, including Houston Quilt Festival and The Road to California. Carmen has developed the Tensisters Piping Tool and Tensisters Easy Piecing Grid. She is an author and publisher of three companion books: Ten Quilts for Ten Sisters, Quilts for Kids, and Seven Brothers Block Party. She has five children and eleven grandchildren and resides in Eagle Mountain, Utah with her husband, Patrick.



**Philanthropy Extravaganza**  
**February 11, 2020**

We are joining together for an extra philanthropy work night! We are going to create as many quilts as possible this evening. Come help with your friends to generate quilts that will benefit our veterans and children in need.



**Vicky Beasley**  
**March 10, 2020**  
**March 11, 2020**

**Lecture: The Beauty of Scrap Quilting**  
**Workshop: Independence**


Vicky shares her passion for all things scrappy! In this presentation, she shares all of the different types of hand work for hand embroidery, English paper piecing, big stitch hand quilting and wool appliqué.



**Laura Fraga**  
**April 14, 2020**  
**April 15, 2020**

**Lecture: The Phenomenon of Dear Jane**  
**Workshop: Journey with Dear Jane**

Why are quilters fascinated with this Civil War Quilt made by Jane Stickley, during the Civil War? Who was she and what are Janiacs around the world working on? During the workshop, you'll be making several blocks as you learn accurate machine and paper piecing skills.



**Jane Haworth**  
**May 12, 2020**  
**May 13, 2020**

**Lecture: Journey as a Quilt Artist**  
**Workshop: Love of Pets fabric collage**

This lecture and trunk show begins with a short photo tour of Britain and Jane's early, varied career in the textile field. It covers the trials of teaching herself to quilt and how she has gone on to make unique, raw edge appliqué quilts that have been exhibited throughout the US. She will also talk about her Etsy shop and T-shirt quilt making.

If you are wanting to make a quilt of your pet, then this is THE class for you! Using a photo enlargement that you bring to class, which will be your pattern, Jane will then demonstrate her raw edge appliqué technique that she uses. It's a fun, forgiving, cut and glue method uses no fusible. No sewing machine required.

**Susie Nash**  
**October 13, 2020**  
**October 14, 2020**

**Lecture: The Art of Collage- the Laura Heinie Way**  
**Workshop: Mastering Laura Heinie's Collage Technique**

These are itty-bitty patterns from Laura Heinie. Susie Nash is a certified Laura Heinie instructor. She will provide kits and patterns, with prices ranging up to \$60. Student will choose to do one of the following from the pattern: Featherweight, pincushion, dress form. Students will have a choice of buying a kit that will have 1/2 of the fabric pre-fused. **TBD**



# Challenge Quilt 2020

Dear fellow quilters,

Sadly, we are having to put our annual Challenge Quilt activity on hold until next year. Due to the unpredictable COVID19 conditions, we (the board and I) have decided it best to postpone our challenge. If you have been working on an entry quilt, please continue! We look forward to next year being back on track for sharing our interpretations of:

**"Winter, Spring, Summer, Fall, This Is My Favorite Time Of All".**

Stay safe and keep sewing!

Vanessa Prario

*"Winter, spring, summer or fall,  
this is my favorite time of all"*

## 2020 Valley of the Mist Quilt Guild CHALLENGE

What is your favorite time of the year? It might be a season, a holiday, a special occasion, an event or even a time of the day. Use your imagination to represent your favorite time and remember to have FUN!

Rules:

- Each member may enter 1 quilt or wallhanging
- Your entry must be current and completed after September 2019
- No larger than 240" perimeter, made with fabric, pieced by hand or machine and quilted with batting
- Quilt must be labeled on the back with quilter's name and date
- No group quilts
- Please sign up for this challenge at a guild meeting by August 11
- Entries are due on September 8<sup>th</sup> for judging
- Quilts will be judged on Creativity, Best Use of Color and Quality of Workmanship
- If you have any questions please, call Vanessa Prario at 909/615-4096 or email at [vlprario@gmail.com](mailto:vlprario@gmail.com)



# Why we do what we do...



U.S. Department of Veterans Affairs  
Veterans Health Administration  
Voluntary Service

Loma Linda VA HCS  
11201 Benton St  
Loma Linda, CA 92357-1000

July 07, 2020

In Reply Refer To: 605/135

Valley of the Mist Quilters Guild  
27475 Ynez Rd. PMB 435  
Temecula, CA 92590

Dear Members:


On behalf of the Loma Linda VA HCS patients and staff, we would like to extend our appreciation to you for your donation of 12 quilts, 35 pillowcases, 50 face coverings during the COVID-19 Pandemic estimated value of \$2200.00.

It is through the efforts of community partners like you that allow us to continue the quality care and services that we seek to provide our deserving Veterans. We look forward to the opportunity to work with you again for future events.

Thank you for your continued support.

For your records our tax I.D. number is

Sincerely,



Merlande Pierre  
Acting Chief, Voluntary Services

In accordance with VHA Directive 4721, we are required to state "The Department of Veterans Affairs did not provide you, the donor, any goods or services in consideration in whole or part for your contribution."

# 2020 Board Members

<u>POSITION</u>	<u>NAME</u>	<u>NAME</u>
<b><u>Elected Positions:</u></b>		
<b>PRESIDENT</b>	Shirley Brown	
1st VICE PRESIDENT	Tawnya O'Herron	
2nd VICE PRESIDENT	<b>OPEN</b>	
TREASURER	Maryruth Wilson	
SECRETARY	Michelle Clark	
WAYS and MEANS	<b>OPEN</b>	
<b><u>Appointed Positions:</u></b>		
ADVERTISING COORDINATOR	Sheri Eramo	
AMBASSADOR COORDINATOR	Marlene Oaks	
BLOCK OF THE MONTH COORDINATORS	Adrienne Ridder	Shelly McNeely
CHALLENGE QUILT COORDINATOR	Vanessa Prario	
CORRESPONDENCE SECRETARY	<b>OPEN</b>	
DOOR PRIZE COORDINATOR	Shelley Wilson	
FABRIC EXCHANGE	Marianne Troccoli	Linda McMahon
FACILITY COORDINATOR	Laurie Gonzales	
FRIENDSHIP GROUP COORDINATOR	Kay Catalano	Dorothy Ray Paula McGaugh
HOSPITALITY HOSTESS	Laurie Gonzales	
INTERNAL AUDITOR	<b>OPEN</b>	
JUNE FUNDRAISER EVENT	<b>OPEN</b>	
LIBRARIAN	Linda McMahon	
MEMBERSHIP CHAIRS	Elaine Giometti	Jeanette Stevens Laura Alvarado
MERCHANDISE COORDINATOR	Darlene Weist	
MONTHLY MINI COORDINATOR	Vanessa Prario	Bonnie Pelle
NEWSLETTER EDITOR	Diane Lapio	
OPPORTUNITY QUILT CHAIR	<b>OPEN</b>	
OPPORTUNITY QUILT MRKTG	Gloria Bachmann	
PARLIAMENTARIAN	<b>OPEN</b>	
PET BED COORDINATOR	Tawnya O'Herron	
PHILANTHROPY CHAIRS	Ellen French	Lynn Korito Ida Colvin
PUBLICITY & PUBLIC RELATIONS	<b>OPEN</b>	
PRESIDENTS QUILT	Ellen French	
QUILT SHOW CHAIR	<b>OPEN</b>	
QUILT SHOW ASSISTANT	<b>OPEN</b>	
RETREAT COORDINATOR, 2020	Jeanette Stevens	
RETREAT COORDINATOR, 2021	Janice Quackenbush	Tawnya O'Herron
SCCQG REPRESENTATIVE	Janice Quackenbush	
SOCIAL MEDIA COORDINATOR	Carol Nanfito	
SHOW & TELL COORDINATOR	<b>OPEN</b>	
WEBSITE COORDINATOR	Hazel Martinez	Karen Wurfel
WORKSHOP COORDINATOR	Lupe Barker	



I'd Rather Be Quilt'n  
 Cell-951-551-7985  
 Ruth A. O'Neill

Long-Arm Machine Quilting  
 Custom/Pantographs  
 Professional Quality Work  
 40+ Years Sewing Experience

Phone: 951-699-4887      Temecula, CA  
 Smoke-Free Environment



Looking to Sell?  
**WE HAVE BUYERS.**



BERKSHIRE HATHAWAY  
 HomeServices  
 California Properties

DISCOVER YOUR HOME'S VALUE

Our exclusive partnership with Buyside allows me to pull information from a multitude of real estate websites to match prospective buyers to your home. Real-time data, combined with my expert knowledge of the local market will aid me in pricing your home accurately and effectively to attract active buyers.

When you're ready for a more in-depth look, let me put my expertise to work for you. I can provide a more detailed home value by reviewing neighborhood trends, current and past sales and the overall condition of your home.



CONTACT ME TO SET UP A TIME TO MEET.

**Adam PIERSON**  
 (951) 733-4468  
 DRE Lic. #02008956



**Adriane RIDDER**  
 (626) 893-5647  
 DRE Lic. #02008957



BERKSHIRE HATHAWAY  
 HomeServices  
 California Properties

©2019 BHH Affiliates, LLC. An independently owned and operated franchisee of BHH Affiliates, LLC. Berkshire Hathaway HomeServices and the Berkshire Hathaway HomeServices symbol are registered service marks of HomeServices of America, Inc. Equal Housing Opportunity. Information not verified or guaranteed. If your home is currently listed with a Broker, this is not intended as a solicitation.

**Quilts of Valor**  
 Norma E. Enfield  
 P.O. Box 366  
 Murrieta, CA 92564

We are a 501(c)(3) non-profit organization  
 Creating Comfort, Love & Respect  
 for our Veterans, one quilt at a time

(951) 698-8791  
 quiltingtwin@verizon.net  
 www.QOVFTemecula.org



**COZY Creative CENTER**  
 756 Jamacha Road, El Cajon, CA

**Hours:**  
 M-Sat: 10-5:30.  
 Sun: 12-4.

619-670-0652

Open 7 days a week

be CREATIVE

CozyQuilt.com




To Advertise in this  
 Newsletter  
 Please Contact:  
 Sheri Eramo  
 lnerm@aol.com

# Fat Quarters Quilt Shop



728 Civic Center Dr.  
(formerly Escondido Ave)  
Vista, CA 92084  
760-758-8308

[www.fatquartersquiltshop.com](http://www.fatquartersquiltshop.com)

Monday thru Saturday 10:00 am – 5:30 pm  
Closed on Sunday

Over 4000 bolts of the NEWEST fabrics!  
Check out our 25% off Daily Sales!

Stop by and be inspired -  
Meet your friends at Fat Quarters Quilt Shop!  
Quilting the world together one stitch at a time since  
1999!

# Elaine's Nifty Needle

Longarm Quilting  
Custom and  
Edge-to-edge  
Fast Turnaround

Elaine Giometti  
1469 Camino Sueno  
Hemet, CA 92545

417-230-1756  
[cegiometti@verizon.net](mailto:cegiometti@verizon.net)



## Reminders

### **Valley of the Mist Quilters Guild**

27275 Ynez Rd. #435 Temecula, CA 92592

Newsletter Editor: Website Co-ord.: Hazel Martinez

[votmq@yahoo.com](mailto:votmq@yahoo.com)

<http://www.valleyofthemistquilters.com>

Follow us on Facebook



### **MISSION STATEMENT**

Formed in 1990, Valley of the Mist Quilters Guild is a non-profit charitable, educational and social organization in the Temecula Valley. We promote the knowledge of, and appreciation for, all aspects of quilting and fiber arts with an active philanthropy program.

### **Our Meeting Location**

**Community  
Recreation  
Center  
30875 Rancho  
Vista Rd.  
Temecula, CA**

Exit the 15 Freeway  
at Rancho California  
Rd. and go East.  
Go to Ynez Rd. and  
turn right.  
Go to Rancho Vista  
Rd. and turn Left  
The CRC is  
approximately 1.5  
miles on the right-  
hand side.

**Everyone  
Welcome!**

