



Baste & Banter

This Month's Happening

Inside This Issue	
This Month's Happening	1
President's Page	2
Upcoming Guild Program Presenters	3
August Birthdays	3
Block of the Month	4
Philanthropy	5
Opportunity Quilt	7
Challenge Quilt	7
2023 Quilt Show Boutique	8
2023 Quilt Show Boutique Donations Form	9
Other Events	10
2023 Board Members	11
Monthly Meeting Reminders	12
Snacks & Door Prizes	12
Monthly Programs & Room Set-Up	12
Please Support Our Advertisers and Sponsors	13
Reminders	15

AUGUST IS PHILANTHROPY SEW IN MONTH!

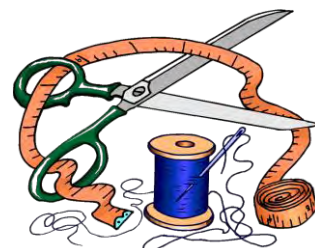
Please cancel all vacation plans you may have and instead, report to the August meeting with your sewing machine and supplies, if at all possible! August for Valley of the Mist is traditionally the Philanthropy Sew-In, and this year is no exception. If you're new to the guild, this means there is no famous or semi-famous speaker. No big garage sale. Instead, Philanthropy runs the show! And we sew up a storm!

What to do: Bring yourself, your portable sewing machine and your usual associated sewing supplies (**Don't forget your foot pedal and cord; someone does every year!**) and a fun attitude. Any neutral thread is okay: beige, cream, white, grey. Philanthropy will provide you something to sew with instructions.

This year we will be stitching up pillowcases in our usual French-seam style (yes, they need to be sewn that way, please), some really fast and easy baby burpy pads that you'll want to make afterward for yourself to give away, and also some kits for baby/toddler quilts. Charlotte Carpentier will be our "Guest Instructor," as she is the source of this amazing method for the burp pads.



If your machine happens to be in a cabinet, and therefore, immovable, come anyway! We will also have a couple of cutting tables set up, and three ironing boards and irons. You can cut/trim or press. We should have plenty to do. We really need your help at this event—it gives us a big boost on making a lot of quilty projects for the guild to donate.



We hope to see you there!
 --Ellen French, Ida Colvin, Lynn Korito, Philanthropy

Meeting Place for August 8, 2023, General Meeting

Remember we are not meeting at the Temecula Community Recreation Center for the next several months. This month we are meeting at the SRCAR event center. The address is **26529 Jefferson Ave., Murrieta, 92562**. This is next door to what used to be the Smart & Final Store but is now a hydroponics sales center. Do not park in that parking lot – they will have you towed. SRCAR has a big, well lighted parking lot and if that fills up, there is extra parking in the parking area on the south-west corner of Corning Place. If driving north on Jefferson, the entrance to the parking lot is on the left, just before the stoplight at Corning Place.

President's Page

It's Hot Hot Hot!

So come to our August meeting and cool off!

We are in for a fun time this month; we actually get to sew. Yep, the Philanthropy sew-in is here and the Philanthropy group is ready for us. They have pillowcase kits, receiving blanket kits, and some other items already for us to get completed. There will be jobs for everyone who comes, but they are hoping that most people can bring their sewing machines, as that will be needed for most of the projects.

Here is a refresher on how to make a French Seam pillowcase in case you have never done it or you forget. A lot of this will seem wrong as you do things with the **wrong sides** together for several steps, but don't worry, it works. Your kit will have three pieces of fabric: a body piece approximately $\frac{3}{4}$ of a yard wide, a cuff that is approx. 10" wide, and an accent strip. Each of these is the full width of the fabric. 1.) Press all fabric pieces if you have time, and then press the accent strip in half along the length, **wrong sides** together. 2.) Make a stack of all three fabric pieces, aligning the raw edges along the length of one side, on the bottom is the cuff (right side up), next is the accent strip, finally place the body (**right side down**). Use a few pins or clips to keep it aligned. 3.) Roll up the bulk of the body fabric so you can see the cuff fabric but keep it out of the top seam. Pull the bottom edge of the cuff fabric up and over the body fabric to make a tube. Match the bottom edge of the cuff to the other raw edges and re-pin it. Sew this tube with a $\frac{1}{4}$ " seam. 4.) Turn the tube inside out, press everything, and sew down the accent strip to the body fabric, near the fold. Trim the sides to even up and remove selvages. 5.) Fold fabrics **wrong sides** together, sew along the open side and bottom with a narrow seam ($\frac{1}{8}$ " to $\frac{1}{4}$ ") in an "L" shape. Turn inside out and press the seams. 6.) Last step, sew the side and bottom seam again in the "L" shape to encase the raw seam and make a French seam. Now turn it right sides out and press once more. You are finished!

Our July, Flea Market of the Mist was successful and fun. I hope you all got something you wanted. I want to thank all the volunteers and especially Dru Farrell and Maryruth Wilson for organizing and getting it done!

Finally, once again I must ask everyone that is considering taking the Paper Dolls for Grown Ups class, let Paula McGaugh know ASAP. Her email is pdmccaugh@hotmail.com. Paula may not be at the August meeting due to being out of town. If she isn't at the meeting and you are taking the class, see me or Shelly McNeely to pay. If you went to the Long Beach quilt show, you may have seen the teacher of this class (Kathryn Pellman) as she was a featured quilter at the show. As of now we do not have enough people signed up for the class and if we don't get the sign-ups, we will need to cancel the workshop before the September meeting. Please check out her website at: <https://www.kathrynpellman.com>.

Let's get sewing!
Adriane Ridder
VOMQG President

Next Meeting

Tuesday, August 8th
6:30 pm, Social Time
7-9 pm Meeting

Upcoming Guild Program Presenters

Georgianne Beebe September 13, 2023 Workshop: Hidden Friendship Stars

Georgianne Beebe is a member of our very own Valley of the Mist Quilters Guild. She was born and raised in Lake Elsinore and has been sewing since she was 9 years old. Her mother taught her to sew by making Barbie Doll clothes. Georgianne has been teaching for 21 years and loves sharing her passion with her students. She is a Martha Pullen Licensed Heirloom Teacher and has won numerous awards for her quilting and heirloom sewing.



Kathryn Pellman October 10, 2023 Lecture: Word Salad: Fashionistas & Girlfriends

October 11, 2023 Workshop: Paper Dolls for Grown Ups

Kathryn is an artist, fashionista, quilter, cook, baker, gardener and storyteller. Her whimsical series of small, playful, single frame cartoons feature long limbed and knobby kneed Fashionistas that invoke fashion illustration. Fashionistas mixed with some Word Salad combine fashion and quilting along with her passions and are a celebration and exploration of women and femininity, their lives, friendships and romantic relationships, real and imagined. She is a Juried Artist member of SAQA (Studio Art Quilters Association), has a Certificate in Fashion Design and has been sewing ever since she could thread a needle. Please visit her website at <https://www.kathrynpellman.com>



August Birthdays

August Birthdays	
Mary Ann O'Herron	Aug 6
Nancy Sandoval	Aug 12
Tawnya O'Herron	Aug 14
Shannon Whelan	Aug 16
Victoria Crayne	Aug 20
Shelly McNeely	Aug 23
Sheryl Eramo	Aug 25
Joyce Emery	Aug 30



COURTESY DR. EDUARD J. GIBELIN COLLECTION (LEFT SPINEL), WILD & PETECH LAPIDARIES (PERIDOTE), GIFT OF SUSAN GOLDSTEIN (SARDONYX), ROLAND SCHLIESSEL (RIGHT SPINEL)

Block of the Month

Block of the Month 2023: Block #8

Here is our next log cabin variation called Bento Box. The 2023 focus fabric is from Hoffman and is called Paint Impressions. In addition to the focus fabric, you will need a white fabric and two additional coordinating fabrics based on the colors in the focus fabric. Remember, all our blocks end up 12.5" X 12.5" (a 12" finished block.) We will have the focus fabric available for sale at guild meetings for \$3 per fat quarter. We encourage you to make two blocks, one to enter in the drawing and one to keep. Also, the Guild's website and Facebook page should have a post directing you to the YouTube instructions for this block.



Cut list -- For one block:

- Focus fabric:** Two 2.5" squares (Sub-block A)
Coord. fabric 1: Two 2.5" squares (Sub-block A)
 Two 2.5" X 4.5" strips (Sub-block A)
Coord. fabric 2: Two 2.5" squares (Sub-block B)
 Two 2.5" X 4.5" strips (Sub-block B)
 Two 2" X 6.5" strips (Sub-block B)
White: Two 2.5" squares (Sub-block B)
 Four 2.5" X 4.5" strips (use 2 in each)
 Two 2" X 6.5" strips (Sub-block A)

Assembling the block: Use a scant quarter inch seam.

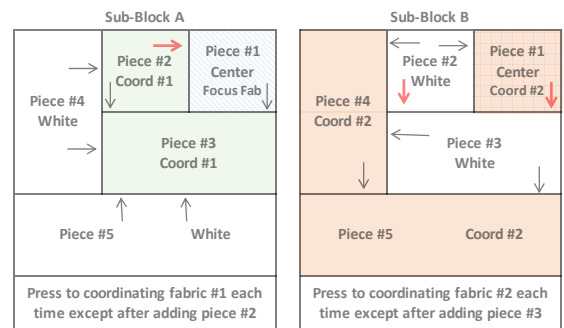


Photo 2

This block is a small version of the block we made in April. With this version you will make four sub-blocks, two of each color combination. To make the piecing easier, work on one sub-block at a time. Lay the pieces out in front of you and follow the arrows in photo 2 for pressing. You will usually be pressing to the coordinating fabric.

- Sub-block A: Make two units. Join a coordinating fabric one 2.5" square with a focus fabric 2.5" square. Press. Place the unit horizontal with the focus fabric on the right. Add a coordinating fabric one 2.5" X 4.5" rectangle to the bottom edge. Press. With the unit oriented the same, add a white 2.5" X 4.5" rectangle to the left side. Press. Finally, add a white 2.5" X 6.5" rectangle to the bottom edge. Press. Check that each is 6.5" square. Trim if necessary.
- Sub-block B: Make two units. Join a white 2.5" square with a coordinating fabric two 2.5" square Press. Place the unit horizontal with the coordinating fabric two on the right. Add a white 2.5" X 4.5" rectangle to the bottom edge. Press. With the unit oriented the same, add a coordinating fabric two 2.5" X 4.5" rectangle to the left side. Press. Finally, add a coordinating fabric two 2.5" X 6.5" rectangle to the bottom edge. Press. Check that each is 6.5" square. Trim if necessary.
- Arrange the blocks as shown in the first photo. Sew the two horizontal rows and press in opposite directions. If you pressed as shown in the diagram, the seams should nest together. Next, sew these pieces together along the middle seam. Press this last seam and then press the whole block.
- Now use your 12½" X 12½" square up ruler to check that your block is the correct size. Place the ruler over the block. Trim to 12½" X 12½" if needed.



Photo 3



Photo 4

Hope all enjoyed this block. If you are turning in blocks at the guild meeting, these are due at the September meeting.



[Link to YouTube](#)

Adriane Ridder & Shelly McNeely

Block of the Month Coordinators

Philanthropy

PHILANTHROPY UPDATE FOR AUGUST

Philanthropy will meet **Saturday, August 26** from 10 am -3 pm or so at the meeting room of the Temecula Valley Assistance League, which is located at **28720 Via Montezuma, Temecula 92590.**

Bring your lunch and hydration, your sewing machine and standard sewing supplies. You may work on a philanthropy project or kit or help us sew backs and bindings together, trim quilted quilts, sew on binding, etc.

If you can help us get some quilt tops quilted, please let us know. The bulk of our quilting falls on Maryruth Wilson and Edna Wright. We'd like to share out that load if possible.

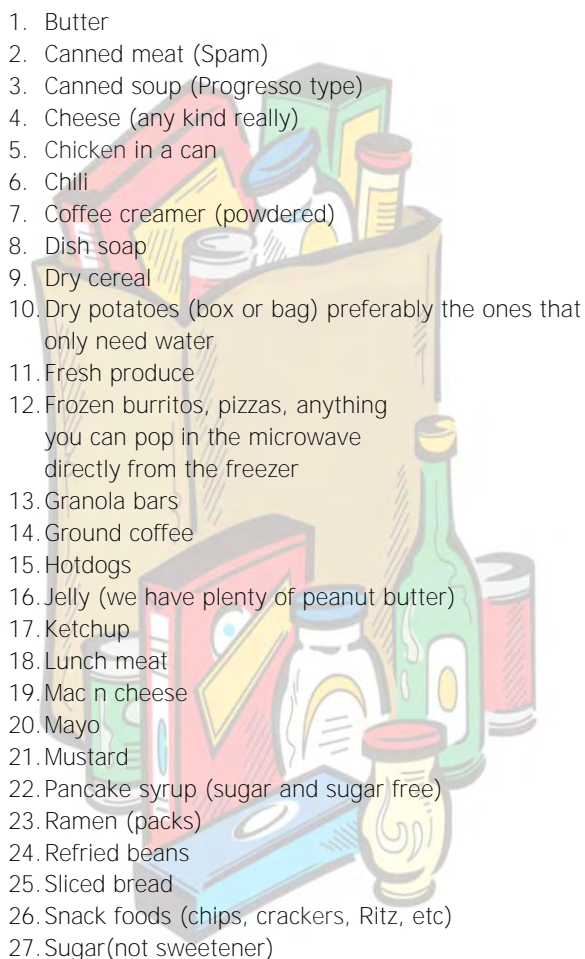
You all did such a great job with the jam and jelly for the vets up at March ARB! Thank you so much! We're reprinting the US Vets Pantry Needs list for your reference. If you wish to help, there are lots and lots of things on the list that don't cost all that much. Don't forget the TP! **For August we are focusing on breakfast cereals.** As usual, we are happy to accept any donations you may have.

Thank you for your help,

Ellen French, Lynn Korito and Ida Colvin
Philanthropy

HERE IS A LIST OF ITEMS ALWAYS NEEDED AT THE US VETS PANTRY



- 
1. Butter
 2. Canned meat (Spam)
 3. Canned soup (Progresso type)
 4. Cheese (any kind really)
 5. Chicken in a can
 6. Chili
 7. Coffee creamer (powdered)
 8. Dish soap
 9. Dry cereal
 10. Dry potatoes (box or bag) preferably the ones that only need water
 11. Fresh produce
 12. Frozen burritos, pizzas, anything you can pop in the microwave directly from the freezer
 13. Granola bars
 14. Ground coffee
 15. Hotdogs
 16. Jelly (we have plenty of peanut butter)
 17. Ketchup
 18. Lunch meat
 19. Mac n cheese
 20. Mayo
 21. Mustard
 22. Pancake syrup (sugar and sugar free)
 23. Ramen (packs)
 24. Refried beans
 25. Sliced bread
 26. Snack foods (chips, crackers, Ritz, etc)
 27. Sugar(not sweetener)



81st Chapter of
National Assistance League*

**Governing Board
2022 - 2023**

- Mary Murphy
President
- Aubrey Nicometo
- Annette Sheehy
- Michelle Stiles
- Cheryl Medin
- Marilyn Rule
- Electra Demos
- Sue Sampson
- Cindy Jaspersen
- Diana Elizondo
- Diane Koirth
- Ann Reese
- Anna Silva

June 20, 2023

Valley of the Mist Quilters
27475 Inez Road #435
Temecula, Ca 92591

Dear Quilters,

On behalf of the members of Assistance League of Temecula Valley, we would like to thank you again for your generous support of our foster youth. Our members are always amazed when we share these letters with them and they see how hard you work. We continue to work with the Foster Family Agencies to provide supplies to foster families as new children are welcomed into their homes. Your donation of 6 quilts and 25 pillowcases will be a lovely addition to the clothing and hygiene supplies we provide.

We are very pleased that you have again chosen Assistance League as a recipient of your generosity. We continue to be amazed and very grateful for your support. You and other thoughtful and charitable individuals and businesses that support our efforts are absolutely essential to the continuation of our programs. Without support such as yours, the less fortunate children in our communities would not get the help they need and deserve.

This letter will serve as an official gift receipt for tax purposes, and to indicate that no goods or services were provided in exchange for your very generous donation.

Again, on behalf of our membership and the foster children we serve, we sincerely thank you for your continuing support of Assistance League of Temecula Valley.

Sincerely,


Mary Murphy
President


Diana Elizondo
Secretary

*Assistance League is a non-profit organization qualifying for tax-exempt status under section 501c3 of the Internal Revenue Code.
Tax Identification Number: 33-0360419
State Identification Number: 1463456*

28720 Via Montezuma
Temecula, CA 92590-2510
Tel. (951) 694.8018
Fax (951) 694.8298
E-mail:
aitemecula@yahoo.com

www.assistanceleague.org/temecula-valley/

Transforming Lives • Strengthening Community

Challenge Quilt

Challenge: a call to take part in a contest or competition. Synonyms include dare, test, trial, experiment, defy and confront.

This year I am presenting guild members with the task of challenging themselves as well as with other members! Our category will be Landscapes.

- Your entry must include fabric and be finished by quilting in some manner.
- It must be a project that you begin after December 13th, 2022.
- Judging will be for 1st, 2nd and 3rd place as voted on by members.
- Size is not to exceed a perimeter of 144". (e.g., 3' × 3')
- Entries are due at the September 2023 meeting and will be judged at that time.
- All entries will be displayed at the annual Quilt Show in October in Old Town Temecula.
- To enter the contest please sign up with Vanessa

Please call or email with any questions: Vanessa Prario 909/615-4096
vlprario@gmail.com

Opportunity Quilt

Kaleidoscope is going to Redlands at the end of July for the morning meeting of the Citrus Belt Quilters. They will be bringing their opportunity quilt to our September meeting.

I want to thank all the volunteers who sold opportunity quilt tickets at Between Stitches during the quilt run. We also sold a few cookbooks which was a nice surprise. Thanks to Laurie Gonzalez, Vanessa Prario, Karen Wurfel, Kathy Silva, Shelly McNeely, Adriane Ridder, Becky Hunt, Paula McGaugh, Laura Alvarado, Maryruth Wilson, and Edna Wright.

Gloria Bachmann



2023 Quilt Show Boutique



Join us for a **BOUTIQUE MAKE-A-THON**

Please join us for 6 hours of “**sew special**” sewing for the Quilt Show Boutique on October 7th.

When: **August 15th**, and **September 19th**: 9:00 am to 3:00 pm

Where: Rancho Meadows Clubhouse, 44501 La Paz Road, Temecula, CA

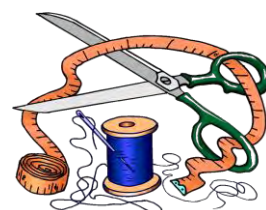
What to Bring: Your sewing machine, whatever you are sewing for your donation, and sewing supplies.

We have a bigger and brighter room this year for our Boutique. We need to fill the space. Join us for some fun company and sewing of items for the boutique. Bring some lunch and we will provide snacks and water. Any time is appreciated; you don't have to stay the entire time.

The following is a list of the items sold at our 2022 Boutique for your information. It can be helpful in your selection of donations.

Included are two patterns for table runners. Put together a kit to sew during the Make A Thon. See you there.

Thank you,
Sandie and Michelle



2022 Boutique Best Sellers

Item	Sold	Inventory
Notions - Assorted	22	31
Thread Catchers	19	25
Wine Bags	9	53
Mug Rugs	42	53
Pot Holders	4	25
Coasters - Assorted	46	95
Bags – Assorted	38	62
Tissue Holders	11	47
Ornaments	75	108
Pincushions	16	42
Table Runners	17	42
Fabric/Quilt Books	16	46
Jewelry	6	56
Coffee Sleeves	17	46
Bowl Cozy – Sm/Lg	34	66
Quilt patterns	36	113
Zippered Bags	17	22
Wall Hangings	3	5
Small Quilts - Assorted	22	33
Pillowcases	13	16
Aprons/Placemats	7	13
Slot Ruler Stands	15	17

VALLEY OF THE MIST QUILTERS GUILD
QUILT SHOW BOUTIQUE DONATIONS
OCTOBER 7, 2023

*** Please PRINT ***

Name: _____

Address: _____

Cell: _____ Home: _____ Email: _____

Please list all the donated items and READ and SIGN at the bottom.

Description	Quantity – if same item	Min Price	50% Rebate Y/N (Circle)
1.			Y/N
2.			Y/N
3.			Y/N
4.			Y/N
5.			Y/N
6.			Y/N
7.			Y/N
8.			Y/N
9.			Y/N
10.			Y/N

Attach additional sheet if necessary.

I understand the item(s) will not be sold for less than the minimum price if one is designated. The boutique and/or the quilt show committee may set the price if I do not designate one. I understand I may elect to receive back 50% of the sold item price OR I may donate 100% of the sale price to the Guild. I understand the Guild may then choose to donate all or part of the proceeds to charities selected by the Quilt Show Committee.

NOTE: For payment made to contributors of \$600 or more, the Guild will issue a required 1099 IRS form. A signed W-9 including your tax ID number will be required prior to payment of those receiving \$600 or more from the Guild.

Thank you for your support and generosity to the Guild and its chosen charities.

Signature: _____ Date: _____

Other Events



Saturday August 19, 2023
Doors Open at 10:00! Shop til 2:00!

Canyon Quilter's Annual Fabric Frenzy!



**Bring a Friend and Shop Beautiful Fabric Bundles,
Pre-cuts, Kits and Tools!**
Boxed lunches will be available for \$10.00!

Where is it?

**City View Church
Fellowship Hall
8404 Phyllis Place
San Diego, CA 92123**

Buy for You!

**Buy for Your Friend!
Buy for those Holiday
Projects!**



2023 Board Members

Executive Board	
President	Adriane Ridder
1st Vice President	Karrie Dominguez
2nd Vice President	Laura Alvarado
Secretary	Vanessa Prario
Treasurer	Kristine Timm / Shelly McNeely
Ways & Means	Maryruth Wilson
Appointed Positions	
Advertising Coordinator	Sheri Eramo
Ambassador Coordinator	
Block of the Month Coordinator	Adriane Ridder / Shelly McNeely
Challenge Quilt Coordinator	Vanessa Prario
Door Prize Coordinator	Tina Sandoval
Fabric Exchange	Tawnya O'Herron
Facility Coordinator	Laurie Gonzalez
Friendship Group Coordinator	Paula McGaugh
Hospitality Hostess	Laurie Gonzalez
Internal Auditor	Tina Sandoval
Summer Fundraiser Event	Dru Farrell
Librarian	Paula McGaugh
Market of the Mist Coordinator	Laura Alvarado
Membership Chair	Dorothy Ray
Merchandise Coordinator	Karrie Dominguez
Monthly Mini Coordinator	Kathy Cagle
Newsletter Editor	Kristine Timm
Opportunity Quilt Chair	Gloria Bachmann
Opportunity Quilt Marketing	
Parliamentarian	Charlotte Carpentier
Pet Bed Coordinator	Ellen French
Philanthropy Chairs	Ellen French / Lynn Korito / Ida Colvin
Publicity & Public Relations	Carol Nanfito
President's Quilt	Shirley Brown
Quilt Show Chair	
Quilt Show Assistant	
Quilt Show Auction	Tamara Kope
Retreat Coordinators	Tawnya O'Herron / Mary Ann O'Herron
SCCQG Representative	Laurie Gonzalez
Social Media Coordinator	Carol Nanfito
Website Coordinator	Michelle Clark
Workshop Coordinator	Paula McGaugh

Monthly Meeting Reminders



Please note: NO door prizes will be awarded next month. Please bring your birthday door prize gift to the September guild meeting.



Snacks & Door Prizes

Birthday Month	Bring Door Prize	Bring Snack	Monthly Program
January	yes (plus Nov-Dec)	yes (plus Dec)	Speaker
February	yes	yes	Speaker
March	yes	yes	Speaker
April	yes	yes	Speaker
May	yes	yes	Speaker
June	yes	yes	Speaker
July	no (bring in Sep)	no (bring in Aug)	Summer Fundraiser
August	no (bring in Sep)	yes	Philanthropy Sew
September	yes (plus Jul-Aug)	no (bring in Oct)	Guild Birthday Party
October	yes	yes (plus Sep)	Speaker
November	no (bring in Jan)	yes	Philanthropy Sew
December	no (bring in Jan)	no	Holiday Party/Potluck

Monthly Programs & Room Set-Up

	Jan	Feb	Mar	Apr	May	Jun	Jul	Aug	Sep	Oct	Nov	Dec
Program	Speaker	Speaker	Speaker	Speaker	Speaker	Speaker	Summer Fundraiser	Philanthropy Sew In	Challenge Quilt	Speaker	Philanthropy Sew In	Holiday Party
Block of the Month	yes	yes	yes	yes	yes	yes	no	no	yes	yes	no	no
Challenge Quilt	yes	yes	yes	yes	yes	yes	no	no	yes	no	no	no
Door Prizes	yes	yes	yes	yes	yes	yes	no	no	yes	yes	no	no
Fabric Exchange	yes	yes	yes	yes	yes	yes	no	no	yes	yes	no	no
Library	yes	yes	yes	yes	yes	yes	no	no	yes	yes	no	no
Market of the Mist	yes	yes	yes	yes	yes	yes	no	no	yes	yes	no	no
Merchandise Table	yes	yes	yes	Yes	yes	yes	no	no	yes	yes	no	no
Monthly Mini	yes	yes	yes	yes	yes	yes	no	no	yes	yes	no	no
Opportunity Quilt	yes	yes	yes	yes	yes	yes	no	no	yes	yes	no	no
Philanthropy	yes	yes	yes	yes	yes	yes	no	no	yes	yes	no	no
Refreshments	yes	yes	yes	yes	yes	yes	no	yes	yes Guild Birthday Cake (guild provides)	yes	yes	yes Members Potluck
Show and Tell	yes	yes	yes	yes	yes	yes	no	no	yes	yes	no	no

Please Support Our Advertisers and Sponsors

Looking to Sell?
WE HAVE BUYERS.



BERKSHIRE HATHAWAY
HomeServices
California Properties



DISCOVER YOUR HOME'S VALUE

Our exclusive partnership with Buyside allows me to pull information from a multitude of real estate websites to match prospective buyers to your home. Real-time data, combined with my expert knowledge of the local market will aid me in pricing your home accurately and effectively to attract active buyers.

When you're ready for a more in-depth look, let me put my expertise to work for you. I can provide a more detailed home value by reviewing neighborhood trends, current and past sales and the overall condition of your home.



CONTACT ME TO SET UP A TIME TO MEET.

**Adam
PIERSON**
(951) 733-4468
DRE Lic. #02008956
Adam.Pierson@bhhsacproperties.com

**Adriane
RIDDER**
(626) 893-5647
DRE Lic. #02008957
Adriane.Ridder@bhhsacproperties.com



BERKSHIRE HATHAWAY
HomeServices
California Properties

©2019 BHHS Affiliates, LLC. An independently owned and operated franchisee of BHHS Affiliates, LLC. Berkshire Hathaway HomeServices and the Berkshire Hathaway HomeServices symbol are registered service marks of HomeServices of America, Inc.® Equal Housing Opportunity. Information not verified or guaranteed. If your home is currently listed with a Broker, this is not intended as a solicitation.

I'd Rather Be Quilt'n
Cell -951-551-7985
Ruth A. O'Neill

Long-Arm Machine Quilting
Custom/Pantographs
Professional Quality Work
40+ Years Sewing Experience

Phone: 951-699-4887 Temecula, CA

Smoke-Free Environment





Elaine's Nifty Needle


**Longarm Quilting -
custom and
edge-to-edge
Fast turnaround**

Elaine Giometti
1469 Camino Sueno
Hemet, CA 92545

417-230-1756
cegiometti@verizon.net

EXTRA WIDE QUILTING FABRICS BY THE YARD

Fantabulous Backs



Kimberbell
Alessia
Bella Suede
Batiks
Kaffe/Tula
Henry Glass and Co
Patriotic
Riley Blake
And many more!

**Call me @
619-804-6062**

Check out our website: fantabulousbacks.com



Temecula

The Heart of Southern California
Wine Country

Please Support Our Advertisers and Sponsors



-where *Primitive* meets Modern-

Visit us at 801 and 823 Grand Ave in San Marcos
www.grandcountryquilts.com ph 760.471.1114

**To Advertise in this
Newsletter
Please Contact:
Sheri Eramo**

Reminders

Our Meeting Times and Locations

General Meetings

Second Tuesday of the month
6:30 pm social; 7:00 pm meeting
26529 Jefferson Ave., Murrieta, 92562

Everyone Welcome!

Board Meetings

Monday following General Meeting
6:30 pm
BHHS CA Properties
31685 Temecula Pkwy
Temecula, CA

Valley of the Mist Quilters Guild

27275 Ynez Rd. #435
Temecula, CA 92592

Newsletter Editor: Kristine Timm (krtimm@gmail.com)

Website Co-ord.: Michelle Clark (votmq@yahoo.com)

<http://www.valleyofthemistquilters.com>

[Follow us on Facebook](#)



MISSION STATEMENT

Formed in 1990, Valley of the Mist Quilters Guild is a non-profit charitable, educational and social organization in the Temecula Valley. We promote the knowledge of, and appreciation for, all aspects of quilting and fiber arts with an active philanthropy program.