



# Baste & Banter

## Inside This Issue

June Program	1
President's Message	2
2018 Programs	3
Block of the Month	4
Basket Bonanza Event	5
Philanthropy	6
Library Display & Friendship Groups	7
Quilt Show Update	8
Quilt Show Forms	9-12
Charm Strips & Merch Table	13
Challenge Quilt	14
2018 Board	15
Temecula Art Festival	16
Announcements	17
Opportunity Quilt & 2019 Retreat	18
Show & Tell and Quilts To See	19
Workshop Survey & Survey Form	20&21
Door Prizes & Set-Up	22
Advertisers	23&24
Reminders	25

## AT LAST, BASKET BONANZA!!

Get ready for the MOST fun a guild member can possibly have all year. It's June, so that means it's **Basket Bonanza!**

**Here's how it works:** Guild members spend the winter and spring months cleaning out their sewing rooms and discovering, in the process, that they have, for example, three 6-1/2" rulers, extra blades for a 45 mm Fiskars cutter they don't use anymore, an unused quilting hoop, a bunch of "different" fabrics they cannot remember even buying, a sewing machine they outgrew when they bought a new one, thirties prints they no longer love, and the list goes on. And on. So they gather up all these many quilty and/or crafty things that, let's face it, they're never going to use, and they donate them to Basket Bonanza. (You should have figured out by now that BB is pretty much a big quilter's rummage sale.)

Our coordinator this year, **Sherry Riddle** (**thank you, Sherry!**), sorts and arranges these treasures into various baskets. Guild meeting day arrives and Sherry and her crew of assistants schlep them all in to the CRC. You, the member, have invited all your quilter friends to join you, since there's **no guest fee in June**. You buy several thousand dollars' worth of tickets, slap return address labels from the National Wildlife Association on them, and get ready to hear your name called when your ticket is drawn.

This really is a lot of fun. Here's what all you need to bring with you to the meeting:

- Your cash, credit card or checkbook. (We take them all.)
- A ton of return address labels so you don't have to write your name on each ticket. Trust me on this. Bring your labels.
- A lot of tote bags to haul your winnings home in. (We keep the baskets for next year.)
- Bring your friends with you! There's usually enough for everyone!

See you there, folks!



**Tuesday, June 12**  
**6:15, Social Time**  
**6:45-9 Meeting**

## President's Message



Greetings everyone! Although I was sorry to miss the May meeting and speaker Mike "Mac" McNamara, it couldn't be helped. I needed some time with my pal Jay Johnson. Some of you may remember her from when she was a guild member. She now lives in Mason, Ohio (outside of Cincinnati). And we had a grand time!

We went up to Illinois to see our mutual friend Patty Stagl (quilter and long-arm specialist), and of course, visited a few quilt shops. I can recommend Prairie Stitches in Morris, Illinois, Rossville Quilts just outside of Lafayette, Indiana, and The Fabric Shack (yes, THAT Fabric Shack) in Waynesville, Ohio. I bought a few things. Oh, and we ate a lot, so if I look even fatter than usual, that's why. But now that I'm home, I'm on a strict keto diet, so don't let me eat any baked goods at meetings, okay?

I got a lot of fabric cutting done before I left, and made a very solid start on the 2019 Opportunity Quilt. I also got another Vet's log cabin built, all but borders.

So June brings us the Basket Bonanza, which is really too exciting for any human. But I'm sure you can tolerate it. Sherry Riddle put out the call, and you answered! She assures me she has a veritable ton of wonderful stuff that you're bound to covet. I have a bunch yet to deliver to her! Former guild member Melinda Townsend is busy weeding through her stuff, as she's getting ready to move to Arizona this summer. She has very generously donated a boatload of books to the guild! Some will definitely make their way into baskets, a few may appear on the Merchandise table in coming months, and some may end up in the guild library. Thank you, Melinda!

A huge thank you to everyone who cleaned or re-evaluated their sewing room contents for BB. There's no need for you to try to win back things you donated, because there's sure to be a ton of new-to-you stuff you're going to want instead. There always is. So bring your cash, check or credit card, a fistful of address labels (so you don't have to write your name on seventy tickets), a bunch of tote bags (for schlepping your haul home), and ALL YOUR QUILTER FRIENDS because there's NO GUEST FEE!!! There will be a quick business meeting, and then it's a ticket-buying frenzy. Winner, winner, chicken dinner! I myself won a sewing machine three years ago. That must have used up my good karma, though, since subsequent years have not been as bountiful.

Bring your friends!! Did I mention NO GUEST FEE?

Quilt on,

Ellen French, President



# 2018 Programs

## BONNIE HUNTER

**January 9, 2018 Lecture:** Addicted to Scraps

**January 10, 2018 Workshop:** Jared Takes a Wife

Addicted to Scraps! This lecture takes you through Bonnie's years of scrap quilting and how she has organized her scraps and leftovers to be easily accessible and workable into her quilt making. Also includes discussion of tools of the trade that she finds helpful in scrap quilting. You can download the pattern and supply list from the Bonnie Hunter website.

## BECKY McDANIEL

**February 13, 2018 Lecture:** My Appliqué Journey

**February 14, 2018 Workshop:** Paper Pieced Crazy Cushion

This project is paper pieced with 3 different pattern designs: Star Jasmine, Pineapple (Not showing) and flying geese. It has a zipper & strap for carrying to wherever you need to have a cushion! The finished size is 16" x 16" x 3".

## JEAN IMPEY

**March 13, 2018 Lecture:** Finding Your Passion

**March 17, 2018 Workshop:** Spider Webs

Jean Impey resides in San Juan Capistrano, California. She is passionate about quilting, speaking and teaching all levels of quilters. She teaches a wide variety of quilting classes.

## PATT BLAIR

**April 10, 2018 Lecture:** What's my Line

**April 11, 2018 Workshop:** Media Mixer with Patt

Patt is a talented artist and works in multiple mediums. She is a wonderful teacher and many of our members have enjoyed her classes.

## MIKE MCNAMARA

**May 8, 2018 Lecture:** The Quilts of Mike McNamara

**May 9, 2018 Workshop:** Magic Square

Mike likes to re-invent blocks or give them a new setting, such as Double Wedding Ring, Sunbonnet Sue, Pickle Dish, Drunkard's Path, Broken Dishes, Sunrays, to name a few.

## BASKET BONANZA

**June 12, 2018:** Annual in-house fund raiser. No speaker, no workshops

## QUILTERS UNIVERSITY

**July 10, 2018:** Member Mini Workshops. No speaker

## PHILANTHROPY SEW-IN

**August 14, 2018:** Annual philanthropy sewing evening. No speaker, no workshops.

## ANNUAL GUILD BIRTHDAY PARTY

**September 11, 2018:** Dessert challenge, & challenge quilts. No speaker, no workshops.

## JILL SCHUMACHER

**October 9, 2018 Lecture:** Tips and Tricks for Machine Quilting

**October 13, 2018 Workshop:** Feathers & Background Stitching

Jill Schumacher is amazing in that she is an award-winning quilter AND she is an outstanding instructor! This is your opportunity to play with free-motion quilting and gain confidence.

## MEMBER SHOWCASE

**November 9, 2018:** Lectures and Trunk Show of Members. No workshops.

## HOLIDAY PARTY

**December 11, 2018:** Holiday party potluck and optional gift exchange

# Block of the Month

## Block of The Month 2018: Block #6

Block number four is called Criss-Cross. This block is due at the September meeting. We are keeping with nine patch variations and this is a simple one where you make four corner blocks –two of each color version and then add in the other pieces.

The fabrics you need this month are our focus fabric -- Effervescence – Wild by Robert Kaufman, your coordinating fabric based on the colors in the focus fabric, a black fabric and a white fabric.

We will be selling fat quarters of the focus fabric at the meetings for \$2 each. It should only take one fat quarter to make the twelve blocks for this year.

We encourage you to make two blocks, one to enter in the drawing and one to keep.

### Cut list -- For one block:

Focus fabric:	two 2" squares
Coordinating color fabric:	four 3½" X 5" rectangles, two 2" squares
Black fabric:	five 3 ½" squares
White fabric:	eight 2" X 3½" rectangles

### Assembling the block:

- Use the photos to get the color placement and watch this carefully when assembling.
- To assemble the corner squares: Sew a white rectangle to one focus fabric square. Press toward focus fabric. Repeat. Now do the same with a white rectangle and a coordinating fabric square, repeat to get two.
- Sew a black square to one of the remaining white rectangles and repeat three times. Press to the black.
- Now sew one of the pieces from the first step to one of the pieces from the second step, putting the white next to the black and matching seams. Press toward black.
- Layout pieces in correct order as shown in photo three.
- Using a precise 1/4" seam allowance and right sides together, sew the horizontal rows together, pressing pieces with a horizontal seam toward the other piece.
- Keep rows in order and now sew rows together. If pressed correctly, the seams should nest and help patches aligned.
- Press seams and square the block to 12 1/2" x 12 1/2".  
Repeat to make a second block to keep!

Good luck.

Adriane Ridder & Shelly McNeely  
Block of the Month Coordinators



# BASKET BONANZA EVENT


## CALLING ALL CARS! CALLING ALL CARS!

Our "Basket Bonanza" event is upon us and I am very anxious to get things rolling!! This year we have some very exciting items on our silent auction table and some spectacular friendship baskets. Bring all your neighbors and friends and lots of cash! Don't forget to bring your **mailing labels** to put on your tickets.

**The tickets are:**      **\$ 1.00 each**  
                                 **7 tickets for. \$ 5.00**  
                                 **16 tickets for. \$10.00**  
                                 **35 tickets for. \$20.00**

I will need **LOTS** of help getting the baskets to our guild meeting, so I am asking for anyone with a truck or SUV that can help, please come to my house on **Tuesday, June 12th, at 4:30** to help transport our baskets. **Thank you all**, in advance , for your help. It takes a village.

**Sherry Riddle**  
**35250 Portola Place, Wildomar**  
**951-894-5151**



# Philanthropy

Hi, Everyone!

Please consider the needs of the Alternatives to Domestic Violence Center. You are welcome to bring any of the items listed below, from any of the months listed. Also, they need twin bed sheets, towels, and new unopened hygiene items.



Month	Collections for Alternative to Domestic Violence
<b>April</b>	Cleaning Supplies: Bleach, all-purpose cleaner, Lysol, toilet bowl cleaner, glass cleaner, sponges.
<b>May</b>	Art / School Supplies: colored pencils, crayons, coloring books, children's scissors, colored paper, beading supplies, card making supplies. Call me to check on other items.
<b>June</b>	<b>Office supplies: copy paper, printer ink HP 8720 and 8600, tape, pens and pencils.</b>
<b>July</b>	Body wash, hand soap, bar soap, shampoo, conditioner, toilet tissue, paper towels.



July's article will focus on the March ARB US VETS program. The small group tour of the new facility "Veteran's Village" got pushed back until later in June. Please contact Lyn Korito (851-453-6064) if you would be interested in going.

~~~~~

## Next Philanthropy Workday:

Saturday, June 30th: 10:00 - 3:00  
Assistance League - 28720 Via Montezuma  
Temecula, CA 92590

**This will be a regular workday or bring in your own project.**

Bring all sewing supplies, an extension cord, your lunch and drinks.

Call Karen Wurfel for more information:  
661.733.4037 or email: [kjwurfel@gmail.com](mailto:kjwurfel@gmail.com)

~~~~~

## Mellman Library Display

### To our Members:

This year VOTMQG is, again, scheduled to exhibit small quilts at the Grace Mellman Community Library. Quilts are exhibited in the library rotunda beginning Sept. 1st and continuing through Oct. 5th. On Friday, Oct. 5th, the day before the outdoor Quilt Show, the quilts are taken down and returned to their respective quilters, as per their instructions.

Maximum size approximately: **36" x 48"**

Minimum size approximately: **16" x 20"**

If you have any questions and/or have a quilt you would like to display that fits the criteria, **please come see me at this month's meeting** or contact me for the needed forms!

Annette Fecteau  
951.699.5665  
[nettiesniche@yahoo.com](mailto:nettiesniche@yahoo.com)



## Friendship Groups

Hi, Everyone!

Some members have expressed an interest in forming a friendship group to work on a specialty quilt, such as **Dear Jane, Farmer's Wife, Farm Girl Vintage**, etc. I will have a sign-up sheet at the next meeting. Please stop by the membership desk and sign up if you're interested!

These groups are looking for new members:

- **Free Spirit Appliqué** is a hand appliqué group, meets 2nd and 4th Mondays at 10:00, contact **Margie Beaver**.
- A new group for new quilters is forming. Contact **Laurie Gonzales** at the hospitality table.
- **In Stitches** meets on the fourth Wednesday of the month at the Murrieta senior center at 10:30 am. Contact **Gail Ledbetter**.
- **Off the Rails** is a group for those who do quilting on a frame. It usually meets on a Sunday afternoon at a member's house, contact **Linda Bretton**.
- **The UFO friendship group** meets the 1st, 3rd, and 5th Wednesday of each month at the Temecula Hills Clubhouse, 9:30 - 2:00. Contact **Sandy Besanson**.



# OLD TOWN OUTDOOR QUILT SHOW 2018

## **UPDATE:**

The Quilt Show is coming up faster than you think! It will take place in Old Town Temecula on **Saturday, October 6, from 10 am to 4 pm.** It is open to Guild members only for quilt submissions, although anyone may attend, of course.

We really need all of you to help in one form or another. Here are some areas we would especially love to have your help on:

- Plan to hang several of your beautiful quilts in the show. They do not need to be “expert” quilts. We truly do want you to hang YOUR quilts!
- Make one or more quilts to sell in the auction (we need 50-75 quilts to sell). **Remember, you can get up to 50% of the auction sales price back on any or all quilts you put into the auction!!** YOU can set the minimum bid amount, which means that if bidding fails to come up to your minimum, we don’t sell the quilt. You get it back, no harm, no foul. This money can really add up—just ask **Mary Ruth Wilson!**
- Post info about the quilt show and the live streamed auction on your Facebook page. Live streaming means people from far away, such as YOUR FRIENDS AND RELATIVES can bid on and buy your quilts!
- We need a photographer or videographer—someone, or more than one person, to take a whole lot of photos (and if possible, video) of the quilt show. Please see **Rita Dominguez** or **Janice Quackenbush.**

The live auction will sell large throw quilts (slightly smaller than twin size) up to king size quilts. Smaller sized throws and crib quilts will be sold outright at our vendor booth. **YOU** set the price, and **you** can receive up to 50% of the sales price back. The Silent Auction will include wall hangings, table runners, and totes.

On the following pages are the Quilt Show Forms: Display of Personal Quilts, Large Quilt Auction, Small Quilt Silent Auction, and Member Donation for Direct Sales. You may print these forms from this newsletter. **Please note that you only need one form for displaying your quilts in the show, but you need to complete a separate form for each quilt or item to be auctioned/sold.** Print as many as you need. **PLEASE NOTE THE DUE DATES ON THE FORMS!! Display forms are due at the August meeting, and sales forms are due by the September meeting.**

**Mail in registration MUST BE POSTED BY AUGUST 1 and mail to:  
Quilt Registrar: 40375 Parado Del Sol Dr. Temecula, CA 92592**

I will announce the next Quilt Show committee meeting at the June meeting.

Thanks so much for your help!

Rita Dominguez, Quilt Show Chair





## OLD TOWN TEMECULA OUTDOOR QUILT SHOW October

### Display of personal quilts

### OPEN TO GUILD MEMBERS ONLY

You will be hanging your quilts at your assigned location on the morning of the show BEFORE 10am.

PLEASE PRINT AND FILL IN COMPLETELY!

For Mail-In Registration, see address(es) in VOTMQG June Newsletter

Quilter's Name \_\_\_\_\_

Address \_\_\_\_\_

Phone (Home) \_\_\_\_\_ Mobile \_\_\_\_\_

Email that you check regularly \_\_\_\_\_

Number of quilts you wish to display in each category: \_\_\_\_\_ Wall / Baby \_\_\_\_\_ Lap / Throw  
\_\_\_\_\_ Twin \_\_\_\_\_ Full / Double \_\_\_\_\_ Queen \_\_\_\_\_ King. \*\*\* \_\_\_\_\_ **TOTAL**

**Number of Quilt Show labels you would like:** \_\_\_\_\_

Friendship Group (if applicable) \_\_\_\_\_

Location Preference \*\* \_\_\_\_\_

\*\*Please note we cannot guarantee this location.

**You can prevent damage to or theft of your quilts by hanging a clean sheet behind any quilt you display and by not leaving your quilts unattended during the show.**

**Please read and acknowledge the following:**

**I understand that I alone am responsible for the safety and condition of any quilts I display in the Old Town Temecula Outdoor Quilt Show. I agree to hold harmless the Valley of the Mist Quilters Guild in the event of any damage to or theft of my property. I further understand that both the Guild and show attendees will probably photograph my quilt(s), as the quilt(s) will be hanging in a public place. I hereby grant permission to the Valley of the Mist Quilters Guild to publish any photographs of my work displayed in this show for non-commercial use.**

**Signed:** \_\_\_\_\_ **Date** \_\_\_\_\_

**VALLEY OF THE MIST QUILTERS GUILD THANKS YOU FOR YOUR PARTICIPTION**

OLD TOWN TEMECULA OUTDOOR QUILT SHOW

**LARGE QUILT AUCTION FORM**

\*\*\* Use a separate form for each quilt. \*\*If this is a group quilt, please list names of all who participated.

\*\*\*PLEASE PRINT AND BE SURE LL INFORMATION IS COMPLETE & ACCURATE

Quilter(s) Name(s) \_\_\_\_\_

Phone \_\_\_\_\_ Email that you check regularly \_\_\_\_\_

Name of Quilt to be auctioned (Must have a name) \_\_\_\_\_

Dimensions: (more than 200" perimeter) \_\_\_\_\_ Pattern: \_\_\_\_\_

Check all that apply to this quilt: \_\_\_\_\_ Throw \_\_\_\_\_ Twin \_\_\_\_\_ Double/Full. \_\_\_\_\_ Queen. \_\_\_\_\_ King

\_\_\_\_\_ Hand pieced \_\_\_\_\_ Machine pieced \_\_\_\_\_ Hand quilted \_\_\_\_\_ Hand appliquéd

\_\_\_\_\_ Machine appliquéd \_\_\_\_\_ Machine quilted (by whom?) \_\_\_\_\_ Vintage? Date

Additional details (25 words or less) \_\_\_\_\_

~~~~~

Reserve Amount, if any: \$ \_\_\_\_\_

**PLEASE read and sign the following:**

I understand that this reserve amount means that if bidding does not reach this amount, the item will be returned to me, unsold. I understand that I may elect to receive 50% of the proceeds of the sale of this item or I may elect to donate 100% of the proceeds of its sale to the Guild. I understand that the Guild may choose to donate all or part of the proceeds to a charity or charities selected by the Quilt Show Committee. **I wish to do the following (choose one):**

\_\_\_\_\_ receive 50% of the proceeds - **Please note:** For payment of \$600 or more, a 1099 will be issued. A signed W-9 including your **Social Security number** will be required prior to payment for those receiving \$600 or more.

\_\_\_\_\_ Donate 100% of the proceeds to Valley of the Mist Quilters Guild.

Signed: \_\_\_\_\_ Date \_\_\_\_\_

**VALLEY OF THE MIST QUILTERS GUILD THANKS YOU FOR YOUR GENEROSITY**

**SMALL QUILT/TABLE RUNNER/BAG AUCTION FORM**

\*\*\* Use a separate form for each quilt.

\*\*\*PLEASE PRINT\*\*\*

**At our Quilt Show on the first Saturday of October, we will have a Small Quilt/Table Runner/Bag Silent Auction with a "Buy Now" feature, such as that found on eBay. Bidding amounts and "Buy Now" prices to be determined by Quilt Show Committee but your recommendation will be considered!**

**SMALL QUILT DONATIONS:** The perimeter of your small quilt should measure no more than **100" total**. (25"x25" or any combination that equals 100" or less around the outside edges). **Subjects you might think about:** seasonal, holiday, landscape, ocean, wine/grapes, food, Temecula Valley related (think hot air balloons, vineyards, etc.), animal, baby/child, art quilts, or any of your latest wonderful creations! Think bright fabrics, and/or current color schemes. Quilts may be **machine or hand pieced, quilted or appliqued, embellished, framed, traditional or contemporary, hanging sleeve** or not.

A label with your name, city and date is a welcome addition!

**TABLE RUNNER DONATIONS:** We will also accept table runners for the silent auction. Table runners may be **any size that would fit an ordinary dining table**. Some ideas are **holiday variations, or seasonal colors/fabrics (think spring, fall, Christmas)** and these may be machine or hand appliqued and machine or hand quilted. A label may be added to the back of the runner. **Also being accepted: TOTES or BAGS.**

Your name: \_\_\_\_\_

Phone (Home): \_\_\_\_\_ Mobile: \_\_\_\_\_

Email that you check regularly: \_\_\_\_\_

**Quilt/Runner/Bag YOU are donating:**

**Name:** \_\_\_\_\_

**Description:** \_\_\_\_\_

**Your recommended opening bid:**        \$ \_\_\_\_\_

**Your recommended "Buy Now" price:** \$ \_\_\_\_\_

**\*\*\*YOUR QUILT (or RUNNER or BAG), ALONG WITH THIS COMPLETED FORM IS DUE BY OR AT THE SEPTEMBER GUILD MEETING.**

**PLEASE read and sign the following:**

I understand that by donating this item to Valley of the Mist Quilters for the Old Town Temecula Outdoor Quilt Show's "Small Quilt Auction", **I am donating 100% of the proceeds of that sale to the Guild.**

**Signed:** \_\_\_\_\_ **Date** \_\_\_\_\_

**VALLEY OF THE MIST QUILTERS GUILD THANKS YOU FOR YOUR GENEROSITY**

**Member Donation for Direct Sale**

**\*Use a separate form for each quilt. We will have a Guild booth with quilts for sale at our Vendor Location the first Saturday of October. Quilts are due with completed form by the September general meeting.**

**\*\*\*PLEASE PRINT\*\*\***

**QUILT DONATIONS:** The perimeter of your quilt should measure between 100" and 200".

**Your name** \_\_\_\_\_

**Your address** \_\_\_\_\_

**City, State, ZIP code** \_\_\_\_\_

**Phone (Home)** \_\_\_\_\_ **Mobile** \_\_\_\_\_

**Email that you check regularly:** \_\_\_\_\_

**Quilt Name (must have name)** \_\_\_\_\_

**Minimum sale price, if any:** \$ \_\_\_\_\_

**PLEASE read and sign the following:**

I understand that the minimum price amount means that the quilt will not be sold for less than that amount. I understand that I may elect to receive 50% of the proceeds of the sale of this item or I may elect to donate 100% of the proceeds of its sale to the Guild. I understand that the Guild may choose to donate all or part of the proceeds to a charity or charities selected by the Quilt Show Committee. **I wish to do the following (choose one):**

\_\_\_\_\_ Receive 50% of the proceeds- **Please note:** For payment of \$600 or more, a 1099 will be issued. A signed W-9 **including your Social Security number** will be required prior to payment for those receiving \$600 or more.

\_\_\_\_\_ Donate 100% of the proceeds to Valley of the Mist Quilters Guild.

**Signed:** \_\_\_\_\_ **Date** \_\_\_\_\_

**VALLEY OF THE MIST QUILTERS GUILD THANKS YOU FOR YOUR GENEROSITY**

~~~~~

For Guild Use Only

Sold for: \$ \_\_\_\_\_

## Charm Strips




**September** : Breast Cancer Awareness  
(Anything with the pink breast cancer ribbon)




**October**: Lori Holt (Riley Blake fabrics)

**November**: Red and white

Charming strip club is inactive until September but members can add their names via email or text any time !!!



Happy Quilting!

Janice Quackenbush   
[Janice.kay@me.com](mailto:Janice.kay@me.com)  
909-772-5098

## Merchandise Table

We had an early Summer and Patriotic theme at our last meeting. Our table earned **\$134** at the May meeting. Thank you to all participants!!

Congratulations to the following winners of the themed baskets. **Cindy McAlister** for "Garden Wreath", **Janice Emerson** for "Country Sunflowers", **Karen Cunningham** for "Proud American" and "Land That I Love", and **Kathy Silva** for "Stars & Stripes". Merchandise will be taking a break over the summer months.

As you are sorting through your fabric stash, books, notions, quilt patterns, etc., please keep the Merchandise Table in mind. New and gently used items are gladly accepted and appreciated. We will collect items at the monthly meetings.

See you at the **September** meeting!  
Jeanette Stevens and Elaine Giometti



# Challenge Quilt

## 2018 Valley of the Mist Quilt Guild Challenge

### Cats & Dogs



Prizes

Prizes

Prizes

#### Judging Categories

1. Originality
2. Creativity
3. Workmanship

#### Rules:

- Each member may enter 1 quilt in challenge.
- Quilt must have been made since September of 2017.
- There is no minimum size of quilt. Maximum, no bigger than 240" perimeter (see me if it is).
- Quilt must be made of fabric, made by hand or machine, sandwiched with batting and quilted.
- Quilt must have label with name and date. This must be covered with blue painters tape at judging time.
- Please sign up for challenge with Sandy Besanson at guild meetings January 9 - August 14.
- Quilts must have a cat or dog or both "Cats and Dogs," as many as you want, must be main perspective.
- No group quilts.

Questions:

Call or email me,

Sandy Besanson

951) 294-8030

sandybesanson@gmail.com



# Board Members

<u>POSITION</u>	<u>NAME</u>	<u>NAME</u>	<u>NAME</u>
<b><u>Elected Positions:</u></b>			
<b>PRESIDENT</b>	Ellen French		
1st VICE PRESIDENT	<b>OPEN</b>		
2nd VICE PRESIDENT	Shelley Wilson		
TREASURER	Laura Alvarado		
SECRETARY	Janice Emmerson		
WAYS and MEANS	<b>OPEN</b>		
<b><u>Appointed Positions:</u></b>			
ADVERTISING COORDINATOR	Sheryl Eramo		
AMBASSADOR COORDINATOR	Cindy McAlister		
BASKET BONANZA	Sherry Riddle		
BLOCK OF THE MONTH COORDINATORS	Adrienne Ridder	Shelley McNeely	
CHALLENGE QUILT COORDINATOR	Sandy Bensanson		
CHARM STRIPS COORDINATORS	Janice Quackenbush	Georgianne Beebe	
CORRESPONDENCE SECRETARY	Vickie Jensen		
DOOR PRIZE COORDINATOR	Joyce Schmidt		
FACILITY COORDINATOR	Laurie Gonzales		
FRIENDSHIP GROUP COORDINATOR	Linda Bretton		
HISTORIAN/PHOTOGRAPHER	<b>OPEN</b>		
HOSPITALITY HOSTESS	Laurie Gonzales		
INTERNAL AUDITOR	Lynn Korito		
LIBRARIAN	<b>OPEN</b>		
MEMBERSHIP CHAIRS	Cheri McDowell	Linda Bretton	
MERCHANDISE COORDINATOR	Jeanette Stevens		
MONTHLY MINI COORDINATOR	Charolette Baker		
NEWSLETTER EDITOR	Diane Lapio		
OPPORTUNITY QUILT CHAIR	<b>OPEN</b>		
OPPORTUNITY QUILT SALES	Gloria Bachmann		
PARLIAMENTARIAN	Shirley Brown		
PAST PRESIDENT/PRESIDENTS QUILT	Pat Jordan		
PET BED COORDINATOR	Tawnya O'Herron		
PHILANTHROPY CHAIRS	Karen Wurfel	Ida Colvin	
PUBLICITY & PUBLIC RELATIONS	<b>OPEN</b>		
QUILT SHOW CHAIR	Rita Dominguez		
QUILT SHOW ASSISTANT	Janice Quackenbush		
RETREAT COORDINATOR, 2018	Sherry Riddle	Lynn Korito	
RETREAT COORDINATOR, 2019	Jeanette Stevens		
SHOW & TELL COORDINATOR	Dot Demmin	Liz Lehner	
SCCQG REPRESENTATIVE	Carole Donohoe,	Janice Quackenbush	Gretchen Bryant
WEBSITE COORDINATOR	Tina Sandoval		
WORKSHOP COORDINATOR	Deanna Carpinelli	Teresa Thompson	

# Temecula Art & Street Painting Festival



*Valley of the Mist Quilt Guild  
is appearing at:*

## Temecula Art & Street Painting Festival

**June 8, 9, 10, 2018**

Watch art come to life in the form of chalk murals, handcrafted jewelry, photography and more at the annual Art & Street Painting Festival. This weekend event will feature art demonstrations, kids' activities and live music to enjoy while visiting the artists' exhibits. The full weekend schedule is as follows:

### Schedule

**Friday, June 8th: 5:00pm-8:00pm**

**Saturday, June 9th: 10:00am-6:00pm**

**Sunday, June 10th: 10:00am-4:00pm**

This year the Guild will be participating with our own 6' by 6' chalk art drawing of quilt square samples. Squares will have been selected, and a 2' x 2' sample grid drawn up. We have three days to complete our drawing in chalk in our assigned square. (Location to be announced by Thursday June 7<sup>th</sup>. Watch your email for more information).

If you would like to come and apply some chalk color along with children or grandchildren, and any other wandering relatives or friends you might have, please contact:

Rita Dominguez at 951-764-8898




# Announcements

## Community Sewing Camp

**Week 1**  
June 25-29, 2018  
6:00-8:30 p.m.

**Week 2**  
July 23-27, 2018  
6:00-8:30



**Location of Camp:**  
Temecula  
United Methodist Church  
42690 Margarita Road  
Temecula, CA 92592  
tumc@temeculaumc.com  
951.676.1800

**Yes you can learn to sew!**

You are invited to

**Our Free Sewing Camp Presented by**  
The Temecula United Methodist Church,  
It's Prayer Quilt Ministry, Prayers and Squares

In partnership with  
**Primitive Gatherings Quilt Shop**  
26855 Jefferson  
Murrieta, CA 92562

No previous experience required—just a desire to learn to sew  
All welcome (children do need to be over 7 and must come with a parent)  
We have machines you can use, if you don't have one or cannot bring one

### Week 1 Beginning Sewing and Refresher:

Learn about the sewing machine and sewing basics.  
Make a simple sewing project or two, starting with a pillowcase and a tote bag.  
Begin to fall in love with the creativity and freedom sewing gives.

### Suggested items to bring:

A good pair of scissors, measuring tape, large head sewing pins, Microtex or Sharp size 12 sewing machine needles,  
all-purpose thread in a neutral color such as beige or light gray.  
Kits will be available at cost with materials for your projects. You may also bring cotton fabrics of your choice.

### Week 2: For Beginners Plus +

Make a simple garment or a simple quilt or table runner,  
Supply list will be given to those who register for week 2

*There will be a basket for a freewill offering for the Prayer Quilt Ministry, if you so choose.*

**REGISTRATION REQUIRED — Form must be turned in no later than JUNE 10, 2018**

*Yes, sign me up for this exciting Free Sewing Camp*

Name: \_\_\_\_\_ Phone: \_\_\_\_\_

Email: \_\_\_\_\_

I want to be in week 1 only \_\_\_\_\_ I want to be in both weeks \_\_\_\_\_ I can sew, so want to be in week 2 only \_\_\_\_\_

Please check one: I will use your machine \_\_\_\_\_ I will bring my own machine \_\_\_\_\_

I will need childcare for \_\_\_\_\_ # of children \_\_\_\_\_ ages of children \_\_\_\_\_

Mail, email, or turn in to Church address in upper right corner to the attention of Marlene Oaks.

Each week limited to the first 20 turning in the registration

## Opportunity Quilt



Our opportunity quilt, **Flora Talavera**, will be going to Long Beach in June. If you haven't picked up your packet of tickets for our quilt, stop by and see me to get them. I also have our guild logo pins and tote bags for sale. Since we found a case of our old cookbooks, I will be selling those for the discounted price of \$6.00. The recipes are still good and it will be a few months before our new cookbook is published. I bought many to give to friends, relatives, and as gifts when invited to a home for a dinner or party.


## 2019 Retreat News

The **VOMQG Spring Retreat** will be March 29-31, 2019, at the beautiful Vina de Lestonnac facility. Cost of Retreat is **\$350.00 per person**, with payment in full **due on or before February 12, 2019**. We do have a wait list started at this time, as the Retreat is FULL. **If you signed up and cannot attend, please let us know as soon as possible, so we may contact those on the waiting list to fill your spot.**

If you missed the May Guild meeting and are signed up to attend Retreat, we will have the updated registration form available for you to complete, sign and return at the **June meeting**.

See you at Guild!

Jeanette Stevens and Elaine Giometti  
2019 Retreat Coordinators



## Show & Tell

Thank you all for the many quilts that you bring each month. It is a thrill to see them. The number one "most interesting and fun" agenda item that remains top on the list of the comments received by members is the Show & Tell. Plus, you earn a chance to win a prize at the end of the year by receiving a ticket for every quilt you bring.

Please come to our table to sign a ticket for each quilt and place the ticket in the jar. We have tables in the back where we would like you to lay out your quilts so all can see them before the meeting and at break. When it's time to Show & Tell, just pick up your quilt (s) and line up close to the stage steps. Please tell everyone your name and anything interesting about your quilt when showing (add the quilter's name).

For **June**, please bring summertime, vacation, graduation, Fathers' day quilts.

Remember, we always like to see your recently completed quilts regardless of the theme of the month.

**Next month, July**, we encourage you to bring patriotic; **red**, white and **blue**; beach, seascape, or boating quilts.

We look forward to hosting the monthly Show & Tell! See you June 12th.

Dot Demmin and Liz Lehner

[951-461-2443](tel:951-461-2443)

**JUNE 2-3, 2018: BEACH CITIES QUILTER'S GUILD  
SUNSHINE, LOLLIPOPS and RAINBOWS  
Opportunity Quilt Drawing - Vendors - Hoffman Challenge  
Auction - Saturday @ 2:30pm**

**Saturday hours: 10am to 5pm & Sunday hours: 10am to 4pm**

**Admission is \$10 (No strollers, please)**

**Soka University, #1 University Drive, Aliso Viejo, CA**

**INFORMATION: [beachcitiesquilts.org](http://beachcitiesquilts.org)**

**JUNE 11, 20018: INLAND EMPIRE QUILTER'S GUILD  
Brown Bag Event**

**Raffles, Baskets, A Night Out with Friends**

**Monday hours: 6:30pm to 9pm**

**Corona/Norco CA Teacher's Association**

**1169 Mountain Avenue, Norco, CA 92860**

**(I-15 to Hidden Valley Pky., west across Hamner, Hidden Valley Pky.**

**Becomes Mountain Ave @ Hamner Ave.)**

**AUGUST 3-4, 2018: BIG BEAR LAKE QUILTER'S GUILD  
2018 ANNUAL QUILT SHOW**

**Opportunity Quilt drawing**

**Friday hours: 10am to 6pm & Saturday hours: 10am to 5pm**

**Admission (for both days!) \$5**

**The Lodge at Big Bear Lake, 40650 Village Drive, Big Bear Lake, CA**

**INFORMATION: [bigbearlakequiltersguild.com](http://bigbearlakequiltersguild.com)**

## Workshop Survey Results: May 2018

Fifty-two responses to the workshop survey distributed Tuesday night at our May meeting were received, and the results were enlightening. Our membership appears to be equally interested in traditional quilting and the Modern Movement (27-25). After interest shown in the Specialty Block and Specialty Patchwork Quilt categories, the technique most frequently requested, (with a score of 1.75 on a scale of 1-5 with 5 the lowest) was free-motion quilting, with hand quilting a distant second. You will be pleased to learn that Jill Schumacher, coming this year in October, is here to teach us just that. Also, in February of 2020, we will be entertained by **Sharon Schamber**, a renowned free-motion quilter. Sharon offers many different levels of free-motion classes for your domestic machine, so I urge you to check out her website and indicate to me the one in which you are most interested.



The second most requested technique was Applique (2.63), with Freezer Paper, Fusible, and Reverse techniques most frequently requested, in that order. Perhaps we can encourage one or more of our members to demonstrate techniques at our Quilter's University held at our July meeting. Threadwork was the next most popular category (3.46) with Embellishment and Redwork neck-in-neck, and Sashiko and Thread Painting a close second. Then came Fabric dying and painting scoring equally under the Fabric Manipulation category (3.58), with Landscape a very close second, followed by Portraiture and Trapunto. You will be pleased to learn that in January of 2019 we will have **Linda Schmidt** who will teach us a Landscape including thread painting technique, and in February we will have **Tamera Leberer** in a two-day workshop teaching us silk fusion.

Under the Piecing category, English paper piecing, standard paper piecing, and Foundation piecing were pretty much even across the board. Can we have a volunteer demonstrate English paper piecing at Quilters University? Next year we will have **Sue Rasmussen** teaching us curved flying geese using a paper piecing technique. Those of you interested in learning foundation piecing, I highly recommend coming to our philanthropy sew-in the last Saturday of every month at the Assistance League and **Georgianne's** free Quilt-as-you-Go class held on Saturday, June 23<sup>rd</sup> at the Glen Oaks Clubhouse.

Many respondents also indicated interest in smaller projects including coasters, bowls, purses, and wallets. In April of next year, **Alyson Allen** will teach us a rope method for making a carry-all.

Otherwise, be on the lookout for a teacher you would like to recommend to teach us a Bargello quilt (great You Tube videos online) Hidden Nine-Patch (Ellen?), and Dresden Plate, Hawaiian, and Crazy quilting for 2020. We need to get a Grandmother's Garden and Dear Jane Friendship Group going - anyone wanting to sign on?

Shelley Wilson



# VOMQG 2018 Workshop Survey

Low participation and lack of interest in recent workshops scheduled has revealed a need to canvas the membership for input on what you would like to see and hear in the future. Please number your order of preference for techniques, and then indicate your order of preference in each category to ensure your needs and desires are met.

## Techniques:

\_\_\_ Applique: Freezer paper\_\_\_, Fusible Web\_\_\_, Needleturn\_\_\_, Monofilament\_\_\_, Reverse\_\_\_, Raw Edge\_\_\_, Wool\_\_\_,

\_\_\_ Piecing: English paper piecing\_\_\_, Standard paper piecing\_\_\_, Foundation piecing\_\_\_

\_\_\_ Thread: Embellishment\_\_\_, Fabric Painting\_\_\_, Redwork\_\_\_, Sashiko\_\_\_, Use of Specialty\_\_\_, Other\_\_\_\_\_

\_\_\_ Fabric Manipulation: Dying\_\_\_, Painting\_\_\_, Portraiture\_\_\_, Landscape\_\_\_, Trapunto\_\_\_, Other\_\_\_\_\_

Specialty Patchwork Quilts: Bargello\_\_\_, Cathedral Windows\_\_\_, Crazy Quilts\_\_\_, Curved Piecing\_\_\_, Double Wedding Ring\_\_\_, Grandmother's Garden\_\_\_, Hawaiian\_\_\_, Improvisational\_\_\_, Seminole\_\_\_, Watercolor\_\_\_, Other\_\_\_\_\_

Specialty Block Quilts: Dear Jane\_\_\_, Disappearing Nine Patch\_\_\_, Dresden Plate\_\_\_, Flying Geese\_\_\_, Lemoyne Star\_\_\_, Miniature\_\_\_, Rag\_\_\_, Sunbonnet sue\_\_\_, Other\_\_\_\_\_

Small Quilting Projects: Fabric Wrapped Coasters, Bowls and Totes\_\_\_, Handbags and Wallets\_\_\_, Other\_\_\_\_\_

## Styles:

\_\_\_Free Motion Quilting\_\_\_, Hand Quilting\_\_\_, Machine Quilting\_\_\_

## Types:

\_\_\_Traditional\_\_\_, Modern\_\_\_

OK! You might not agree with my categories, but it's a start. Please indicate below anything I have overlooked, and don't forget to mention special speakers you have in mind.

---

---

## Reminders: Snacks & Door Prizes

Birthday Month	Bring Door Prize	Bring Snack	Monthly Program
January	yes (plus Dec.)	yes (plus Dec)	Speaker
February	yes	yes	Speaker
March	yes	yes	Speaker
April	yes	yes	Speaker
May	yes	yes	Speaker
<b>June</b>	<b>no (bring in Sept.)</b>	<b>no (bring in July) (board members to bring snacks)</b>	<b>Basket Bonanza</b>
July	no (bring in Sept.)	yes (plus June)	Quilters "U"
August	no (bring in Sept.)	yes	Philanthropy Sew
September	yes (plus June-Aug)	no, (bring in October)	Guild Birthday Party
October	yes	yes (plus Sept.)	Speaker
November	yes	yes	Speaker
December	no (bring in Jan.)	no (bring in Jan.)	Holiday Party/Potluck

## Monthly Programs & Room Set-Up

### Valley of the Mist Quilters Guild Program and Room Set Ups

	January	February	March	April	May	June	July	August	September	October	November	December
Program	Speaker	Speaker	Speaker	Speaker	Speaker	Basket Bonanza	Quilters University	Phil. Sew In	Challenge Quilt	Speaker	Member Showcase	Holiday Party
Block of the Month	yes	yes	yes	yes	yes	no	no	no	yes	yes	yes	no
Challenge Quilt	yes	yes	yes	yes	yes	no	no	no	yes	no	no	no
Charm Squares	yes	yes	yes	yes	yes	no	no	no	yes	yes	yes	no
Door Prizes	yes	yes	yes	yes	yes	no	no	no	yes	yes	yes	no
Library	yes	yes	yes	yes	yes	no	no	no	yes	yes	yes	no
Merchandise Table	yes	yes	yes	yes	yes	no	no	no	yes	yes	yes	no
Monthly Mini	yes	yes	yes	yes	yes	no	no	no	yes	yes	yes	no
Opportunity Quilt	yes	yes	yes	yes	yes	yes	no	no	yes	yes	yes	no
Philanthropy	yes	yes	yes	yes	yes	no	no	no	yes	yes	yes	no
Show and Tell	yes	yes	yes	yes	yes	yes	yes	no	yes	yes	yes	no
Refreshments	yes	yes	yes	yes	yes	yes	yes	yes	yes	yes	yes	yes
						Board provides			Dessert contest			Members Potluck

Please Support Our Advertisers

Hallett's Quilting Service

Long Arm Quilting Services



Bonnie Hallett

35109 Highway 79 SPC 212  
Warner Springs, CA 92086

Phone: 760-782-3763

Cell: 858-735-8329

E-mail: hallettb@att.net

COZY Creative CENTER

756 Jamacha Road, El Cajon, CA

New Hours:

M-Sat: 10-5:30.

Sun: 12-4.



CELEBRATING  
15 COZY  
YEARS

619-670-0652

CozyQuilt.com

Open 7 days a week

Are Your  
Housing Needs  
Changing?



Tarbell,  
REALTORS

If You Are Experiencing:

- An Empty Nest
- An Expanding Family
- A Divorce
- A Relocation
- A Probate

You may have questions about how these life changes can affect your decision to sell your home.

We Can Help You Find The Answers

Together, we can:

- Analyze the Current Value of Your Property
- Determine if This is a Good Time to Sell
- Maximize the Return on Your Investment
- Discuss How to Prepare Your Property for Sale
- Locate Your Next Home
- Consider Options to Keep the Property as a Rental



Tarbell,  
REALTORS

Adam  
PIERSON

(951) 733-4468

AdamP@tarbell.com  
CalBRE Lic #02008956



Adriane  
RIDDER

(626) 893-5647

AdrianeR@tarbell.com  
CalBRE Lic #02008957

Service you deserve. People you trust.

\* If your home is listed, please disregard this notice. It is not intended to solicit other brokers listings.

Don't wait! Call Today for a FREE Market  
Analysis of your home's value.

I'd Rather Be Quilt' n

14 Years Long-Arm Machine Quilting  
Professional Quality Work @ Affordable Prices  
Custom/Pantographs  
Pantographs Quilted Edge to Edge  
Large Pattern & Thread Selection

Quilter's Dream Battings (100% Cotton, 70/30, poly, wool)

Warm & Natural Batting

Smoke-Free Environment

Ruth A. O'Neill

951-699-4887 Temecula



Quilts of Valor

Norma E. Enfield

P.O. Box 366

Murrieta, CA 92564

We are a 501(c)(3) non-profit organization

Creating Comfort, Love & Respect  
for our Veterans, one quilt at a time

(951) 698-8791

quiltingtwin@verizon.net

www.QOVFTemecula.org

To Advertise in this  
Newsletter  
Please Contact:  
Sheri Eramo  
Inerm@aol.com

# Thank You for Supporting Our Advertisers

## Fat Quarters Quilt Shop



728 Civic Center Dr.  
(formerly Escondido Ave)  
Vista, CA 92084  
760-758-8308

[www.fatquartersquiltshop.com](http://www.fatquartersquiltshop.com)

Monday thru Saturday 10:00 am – 5:30 pm  
Closed on Sunday

Over 4000 bolts of the **NEWEST** fabrics!  
Check out our **25% off Daily Sales!**


Stop by and be inspired -  
**Meet your friends at Fat Quarters Quilt Shop!**  
Quilting the world together one stitch at a time since 1999!

## Fantabulous Backs

Extra Wide Quilting Fabrics by the yard

Top designers like Kaffe Fassett,  
Anna Marie Horner, Riley Blake  
and many others.

Order online, via email or phone.



[www.fantabulousbacks.com](http://www.fantabulousbacks.com)

619-804-6062

[fantabulousbacks@gmail.com](mailto:fantabulousbacks@gmail.com)

@fantabulousbacks

For your convenience, we accept all major credit cards or checks.

## Swirls & Curles

LONGARM CUSTOM QUILTING SINCE 1990

Where every quilt is a custom quilt

### Quilters Budget Special

Choose from 10 of our custom patterns for this special

Polyester batting included

Small size quilt	50" x 60"	\$30
Medium size quilt	60" x 75"	\$60
Large size quilt	75" x 92"	\$100

Backing fabric not included with special. Please have your backing ready for quilting. This special is not good with any other discount and does not include tax, shipping, or binding.

**No limit, bring as many quilts as you wish.**

Like us on Facebook and Twitter and yelp

Quilting by Carrie Matheny  
[www.swirlsandcurlslongarmquilting.com](http://www.swirlsandcurlslongarmquilting.com)

All major credit cards and Paypal accepted | [swirlsandcurlslongarmquilting@gmail.com](mailto:swirlsandcurlslongarmquilting@gmail.com) | 619.804.6062

For your convenience, we carry warm and natural batting and dozens of extra wide backing fabrics

I'M THINKING WE SHOULD TAKE A VACATION THIS YEAR.



I'M WAY AHEAD OF YOU, DEAR!

BY ©2017 MRS BOBBINS.COM



# Reminders

## Valley of the Mist Quilters Guild

27275 Ynez Rd. #435 Temecula, CA 92592

Newsletter Editor: Diane Lapio Webmaster: Tina Sandoval

[votmq@yahoo.com](mailto:votmq@yahoo.com)

<http://>



## MISSION STATEMENT

Formed in 1990, Valley of the Mist Quilters Guild is a non-profit charitable, educational and social organization in the Temecula Valley. We promote the knowledge of, and appreciation for, all aspects of quilting and fiber arts with an active philanthropy program.

## Our Meeting Location

**Community  
Recreation Center  
30875 Rancho  
Vista Rd.  
Temecula, CA**

Exit the 15 Freeway at Rancho California Rd. and go East.  
Go to Ynez Rd. and turn right.  
Go to Rancho Vista Rd. and turn Left  
The CRC is approximately 1.5 miles on the right-hand side.

**Everyone  
Welcome!**



**June 12th  
General Meeting  
6:15pm - 9pm**



**Brown Bag Night!  
Snacks will be  
provided!**



**Bring Show & Tell  
Quilts**



**Board Meeting  
Mon., June 18th  
6:30pm  
@Primitive  
Gatherings**

