



This Month's Happening

Inside This Issue
This Month's Happening 1
President's Page 2
Upcoming Guild Program Presenters 3
Block of the Month 5
Check This Out 6
Philanthropy 7
December Birthdays 8
Thank You Received 8
For Sale 9
2023 Board Members 10
Snacks & Door Prizes 11
Monthly Programs & Room Set-Up 11
Please Support Our Advertisers and Sponsors 12
Please Support Our Advertisers and Sponsors 13
Reminders 14

YOU'RE INVITED

Valley of the Mist Quilters Guild Holiday Party
Tuesday, December 12 at 7:00 pm (doors open 6:30 pm)
Temecula Community Recreation Center
30875 Rancho Vista Rd., Temecula,
Potluck: Bring your favorite dish

Gift Exchange Game: Minimum \$25gift. Participation is not required but if you want to receive a gift you must bring one. Gift does not have to be quilt related, but it should be a new item that you would love to receive. Isn't it great when your gift is one of the most stolen!

For the gift exchange, Adriane Ridder and Shelly McNeely will be handing out a ticket to each participant. These tickets will be drawn in random order to decide turns. Only two steals allowed per gift.

See you on the 12th!

Get ready for a small feast, gifts, and fun with friends.



Meeting Place for December 12, 2023, General Meeting
We are back to meeting at the Temecula Community Recreation Center!! Our meeting place is located at:
30875 Rancho Vista Rd Temecula, CA.

President's Page

Hello everyone

It is hard to believe the year is coming to a close. I have had a wonderful two years as guild president – you know I am going to have a hard time giving up the microphone, but we have a great slate of members that have volunteered for positions on the executive board. If we have quorum, we will be holding the election at the December meeting. By the way, we are still looking for someone to take on the position of 1st VP. It isn't a terribly difficult job – please talk to Char Carpentier if you are interested.

This month -- our general meeting is on December 12th and it is our annual holiday potluck – just bring something delicious. We have found that it generally works out fine, so no need to sign up for what you are bringing.

We are going to have our holiday gift exchange as we have had in the past. If you want to play (not required) bring a new, wrapped gift worth at least \$25. We will be allowing up to two steals.

One other item we will be voting on, if we have a quorum, is the 2024 budget. I want to thank all the committee heads that helped get this together!

Finally, I want to mention the December board meeting. It is on Monday, December 18th and it will be taking place at my house. I know some of you don't like driving up to the La Cresta area when it is too dark– so we decided to start the meeting at 4:30pm. Every guild member is welcome to our board meetings, including this one. This meeting is special because this is where the current board members (or anyone with a guild responsibility) get a chance to talk to the person taking over their position and help smooth the transfer. All board members both the current and the new ones for next year should try to attend. As in the past, this will be a potluck – but we are not having a dinner, just appetizers and dessert. Current board members that are not continuing with their position should bring their binders, etc. and plan to talk to the person taking over. I will send out a reminder to new and outgoing board members when the time gets closer, but if you need my address just let me know ahead of time (I won't be checking email during the get together.)

Check out the rest of the newsletter for all the regular updates and please read the Philanthropy update to find out what they need help with.

Hope to see you all at the guild holiday get together on December 12th.

Adriane Ridder
VOMQG President

Next Meeting

Tuesday, December 12th
6:30 pm, Social Time
7-9 pm Meeting

Upcoming Guild Program Presenters

Catherine Wilson January 9, 2024 Lecture: Paper Piecing

January 10, 2024 Workshop: Cactus or Twinkle Star

Catherine is a quilt designer and certified Judy Niemeyer instructor. She started Queenie Quilts in 2010 to provide quilters with world class instruction and custom-built kits to assist them in making their own Judy Niemeyer masterpiece. She loves traditional piecing with a modern edge, reinterpreting old quilt blocks in new fabrics, or old fabrics in modern settings.



Karen Brow-Meier February 13, 2024 Lecture: The Smuggle Principles

February 14, 2024 Workshop: Newly Hatched

Karen has been a pattern and textile designer for over 20 years, specializing in animal themes with both pieced and appliquéd blocks. Her work has appeared in national magazines, books, calendars and catalogues. Her students learn what “makes a quilt sing” through concepts of color balance, using small and large scales of prints, and dramatic movement.



Sherri McConnell March 12, 2024 Lecture: A Quilting Life: Journey

March 13, 2024 Workshop: Scrappy Quilts

Sherri has been sewing since the age of 10 when she received her first sewing machine from her grandmother. She has since written three books and published patterns through her pattern company, Quilting Life Designs. She and her daughter design fabric for Moda. Sherri also loves to teach all about Scrap Quilting.



Kim Brownell April 9, 2024 Lecture: Wacky Doodle Trunk Show

April 10, 2024 Workshop: Quilted Jigsaw Puzzle

Kim calls herself the “Wacky Doodle Quilter” due to her easy-going, whimsical style, and because she doesn’t always follow the rules! She began quilting in 1993 and has been teaching since 2010. She gravitates towards animals, nature scenes, and bright colors. Her techniques include fabric collage, free form art quilts, raw edge appliqué, and many others.



Sandy Corbin May 14, 2024 Lecture: Making Scrappy Quilts Fresh

May 15, 2024 Workshop: It's All About the Borders Pillow


Sandy started sewing in junior high and began making her own clothes in high school. She started making quilts in the '70's. In 2002 she founded "Sandy's Designs", started creating patterns, and has been teaching since 2004. She is local and is an active member of the Beach Cities Guild. For her workshop, she will be showing a variety of border designs that students can make into pillows.



Jane Haworth June 11, 2024 Lecture: Journey as a Quilt Artist

June 12, 2024 Workshop: House and Home Fabric Collage

Jane has been quilting since 2003 but has been involved with fabric all her life. In 1998, she moved to Auburn, California, where she discovered quilt shops, a huge range of fabrics, and art quilts. She has entered many of her quilts in International Quilt shows and has an Etsy shop called Happy Quilt Designs. She loves Kaffe fabrics, and her favorite technique is raw edge collage appliqué. She uses photos of landscapes, sea-life, birds, and of the work of illustrator Charlie Harper.



Sheila Collins October 8, 2024 Lecture: My Creative Journey

October 9, 2024 Workshop: Summer Escapades

Sheila has a background in fashion and graphic design using mainly fusible machine appliqué; she combines design skills with her love of sewing to create bright and cheery designs. Fun!



Block of the Month

Block of the Month 2023: Block #12

Here is our next log cabin variation -- called an Updated Wonky Log Cabin block. The 2023 focus fabric is from Hoffman and is called Paint Impressions. In addition to the focus fabric, you will need a white fabric and two additional coordinating fabrics based on the colors in the focus fabric. Remember, all our blocks end up 12.5" X 12.5" (a 12" finished block.) We will have the focus fabric available for sale at guild meetings for \$3 per fat quarter.



Also, the Guild's website and Facebook page should have a post directing you to the YouTube instructions for this block.

Cut list -- For one block:

White: scrap pieces for two sides of block

Focus Fabric (center): no bigger than 3" square, with four straight sides

Coordinating fabrics: scrap pieces for two sides of block

Notes: All strips should be at least 1" wide and no wider than 3".

Block needs at least three complete rounds of strips outside of the center.

Assembling the block: Use a quarter inch seam. Press to the newly added fabric in each step except the first.

- Step one: Lay the piece of focus fabric center right side up with the side you want to add a strip to on your right. Choose any of your other fabrics and place this fabric wrong side up on the focus fabric, align the tops and the right sides. Make sure this strip is long enough to cover the length of the focus fabric and sew these together. For this step, press the seam to the darker fabric. (Photo 2.)
- Lay the piece in front of you as in photo 2. Turn the unit 90° in either direction. Remember the direction you choose and after each piece is added, you will turn your block in that direction. Use a rotary cutter and ruler and trim so the right edge is straight, don't worry if it is at an angle. Continue as in step one and lay the next fabric even with the right edge and top. Sew on the piece and press to the newly added fabric.



Photo 2

Construction Notes: I want to pause here, because this is where you need to take a look at you block and pay attention to the order you are adding fabrics. If your first two strips added were white, then the next two need to not be white fabric. This block is going to be assembled in the traditional log cabin layout: two adjacent sides are white and the other two are coordinating fabrics or the focus fabric. One other thing, it is easier if you wait to trim any strips you add until you get to that side. That is the method described above. If you trim before you get to the side, you may find you have trimmed too much.



Photo 3

- Continue to add strips, turning the block 90° each time you add a strip until it is roughly 13.5"

square. If your 12.5" square up ruler can't cover the whole block, and there is extra showing on all sides it is large enough.

- Using the 12.5" square up ruler, square the block to 12.5". Move the ruler around until you find the final look you like best, while keeping in mind that each side should have at least four strips added to the center piece.

Adriane Ridder & Shelly McNeely

Block of the Month Coordinators




Photo 4



[Link to YouTube](#)

Check This Out

Guild members: Are you looking for a new way to give back to those in need. Check this out, the Rare Bare Army is looking for sewists that like to sew stuffed animals. These stuffed bears are then given to children with rare diseases.

Please check out their website www.rarescience.org and learn more about the program. From what I understand, they provide a pattern, and you provide the fabric from your stash. The completed skins are sent to them, and they get them stuffed and distributed to the children.

Thanks for all you do for our community,

Adriane Ridder



PHILANTHROPIC FESTIVITIES!

Greetings all!

A huge and very massive thank you to all who turned out to help us make Christmas stockings for kids who need to get one! We went into the evening with about 35-40 already done, and at this point we have close to 150! Yay all of us! Ida had the evening humming like a well-oiled machine and we may well have some stockings left over to save for 2024.



Lynn made another trip up to March to take more donated goods to the U.S. Vets' pantry. For December and January, if you are so motivated, we're focusing on canned soups and ramen. If you can find/afford them, cans with ring-pull tops are a great help for the guys whose arthritis makes using a can opener difficult. I got an 8-pack of canned chili at Costco and was delighted to find they all were ring-pull tops!

As usual, we will deliver whatever you choose to donate.

I've discovered a great pattern for vet quilts that many of us probably already have—remember the old Turning Twenty pattern series? From around 2007? That Tricia Cribbs gal has put out at least 9 versions of her Turning Twenty pattern. All versions take 20 fat quarters, but most of the later versions also require some additional background fabric. We find her second version, ***Turning Twenty Again***, to be the most ideal for veterans' quilts—it's got more going on in the pattern to make it look way more interesting than the original Turning Twenty, and it finishes up at our perfect size—64" x 80"! All you need are 20 fat quarters!

Thank you again to everyone who has jumped in to help Philanthropy in whatever way, to help make the lives of others a bit brighter. Your efforts are very much appreciated.

Happy Holidays,

Ellen, Ida and Lynn
Philanthropy

December Birthdays



December Birthdays	
Christine Bedford	Dec 7
Tina Sandoval	Dec 11
Georgianne Beebe	Dec 19
Dru Scilla Farrell	Dec 22
Elaine Giometti	Dec 23
Sara Kalinin	Dec 28



Thank You Received

Dear Valley of the Mist,
Your beautiful artwork
was so appreciated by our
staff and clients. The Lord
has blessed you all with an
amazing talent. Thank You!

Proverbs 11:25
"Whoever brings blessings will be
enriched, and one who waters will
himself be watered."

May God bless you all!
From your Birth Choice Family.

For Sale

FOR SALE!!

A brand-new, still in the box
BROTHER DISNEY EMBROIDERY machine
has been donated to Philanthropy. We need to
sell it. This gem is brand-spankin' new, and
comes with all the following:

- *two hoops
- *instruction manual
- *26 new patterns
- *2 full thread sets

This is a \$760.00 value, and we are asking \$300. All proceeds
will be earmarked for the Philanthropy budget. If interested,
please contact Lynn Korito




2023 Board Members

Executive Board	
President	Adriane Ridder
1st Vice President	Karrie Dominguez
2nd Vice President	Laura Alvarado
Secretary	Vanessa Prario
Treasurer	Kristine Timm / Shelly McNeely
Ways & Means	Maryruth Wilson
Appointed Positions	
Advertising Coordinator	Sheri Eramo
Ambassador Coordinator	
Block of the Month Coordinator	Adriane Ridder / Shelly McNeely
Challenge Quilt Coordinator	Vanessa Prario
Door Prize Coordinator	Tina Sandoval
Fabric Exchange	Tawnya O'Herron
Facility Coordinator	Laurie Gonzalez
Friendship Group Coordinator	Paula McGaugh
Hospitality Hostess	Laurie Gonzalez
Internal Auditor	Tina Sandoval
Summer Fundraiser Event	Dru Farrell
Librarian	Paula McGaugh
Market of the Mist Coordinator	Laura Alvarado
Membership Chair	Dorothy Ray
Merchandise Coordinator	Karrie Dominguez
Monthly Mini Coordinator	Kathy Cagle
Newsletter Editor	Kristine Timm
Opportunity Quilt Chair	Gloria Bachmann
Opportunity Quilt Marketing	
Parliamentarian	Charlotte Carpentier
Pet Bed Coordinator	Ellen French
Philanthropy Chairs	Ellen French / Lynn Korito / Ida Colvin
Publicity & Public Relations	Carol Nanfito
President's Quilt	Shirley Brown
Quilt Show Chair	Tamara Kope
Quilt Show Assistant	
Quilt Show Auction	Tamara Kope
Retreat Coordinators	Tawnya O'Herron / Mary Ann O'Herron
SCCQG Representative	Laurie Gonzalez
Social Media Coordinator	Carol Nanfito
Website Coordinator	Michelle Clark
Workshop Coordinator	Paula McGaugh

Snacks & Door Prizes

Birthday Month	Bring Door Prize	Bring Snack	Monthly Program
January	yes (plus Nov-Dec)	yes (plus Dec)	Speaker
February	yes	yes	Speaker
March	yes	yes	Speaker
April	yes	yes	Speaker
May	yes	yes	Speaker
June	yes	yes	Speaker
July	no (bring in Sep)	no (bring in Aug)	Summer Fundraiser
August	no (bring in Sep)	yes	Philanthropy Sew
September	yes (plus Jul-Aug)	no (bring in Oct)	Guild Birthday Party
October	yes	yes (plus Sep)	Speaker
November	no (bring in Jan)	yes	Philanthropy Sew
December	no (bring in Jan)	no	Holiday Party/Potluck



Birthday Guidelines –

- ❖ NO door prizes for December. Please bring your birthday door prize gift to the **January** guild meeting.
- ❖ Bring a refreshment to share (except September & December)

Monthly Programs & Room Set-Up

	Jan	Feb	Mar	Apr	May	Jun	Jul	Aug	Sep	Oct	Nov	Dec
Program	Speaker	Speaker	Speaker	Speaker	Speaker	Speaker	Summer Fundraiser	Philanthropy Sew In	Challenge Quilt	Speaker	Philanthropy Sew In	Holiday Party
Block of the Month	yes	yes	yes	yes	yes	yes	no	no	yes	yes	no	no
Challenge Quilt	yes	yes	yes	yes	yes	yes	no	no	yes	no	no	no
Door Prizes	yes	yes	yes	yes	yes	yes	no	no	yes	yes	no	no
Fabric Exchange	yes	yes	yes	yes	yes	yes	no	no	yes	yes	no	no
Library	yes	yes	yes	yes	yes	yes	no	no	yes	yes	no	no
Market of the Mist	yes	yes	yes	yes	yes	yes	no	no	yes	yes	no	no
Merchandise Table	yes	yes	yes	Yes	yes	yes	no	no	yes	yes	no	no
Monthly Mini	yes	yes	yes	yes	yes	yes	no	no	yes	yes	no	no
Opportunity Quilt	yes	yes	yes	yes	yes	yes	no	no	yes	yes	no	no
Philanthropy	yes	yes	yes	yes	yes	yes	no	no	yes	yes	no	no
Refreshments	yes	yes	yes	yes	yes	yes	no	yes	yes Guild Birthday Cake (guild provides)	yes	yes	yes Members Potluck
Show and Tell	yes	yes	yes	yes	yes	yes	no	no	yes	yes	no	no

Please Support Our Advertisers and Sponsors

BERKSHIRE HATHAWAY | CALIFORNIA PROPERTIES
HOMESERVICES

What is Your Home Worth?

Check current market values for your home and view profiles of potential buyers.

Enter address to get market report



PREPARED BY:
Adriane Ridder
 Cell: (626) 893-5647
 State License #: Dre# 02008957

RESULTS INCLUDE



HOME VALUE ESTIMATES

An automated value estimate can give you a rough estimate of the value of your home. This can be a useful starting point, before you talk to one of our licensed real estate agents.

EXTRA WIDE QUILTING FABRICS BY THE YARD

Fantabulous Backs



Kimberbell
 Alessia
 Bella Suede
 Batiks
 Kaffe/Tula
 Henry Glass and Co
 Patriotic
 Riley Blake
 And many more!

**Call me @
 619-804-6062**

Check out our website: fantabulousbacks.com

I'd Rather Be Quilt'n
 Cell - 951-551-7985
 Ruth A. O'Neill

Long-Arm Machine Quilting
 Custom/Pantographs
 Professional Quality Work
 40+ Years Sewing Experience

Phone: 951-699-4887

Temecula, CA

Smoke-Free Environment



Elaine's Nifty Needle

Longarm Quilting -
*custom and
 edge-to-edge*
 Fast turnaround



Elaine Giometti

417-230-1756
 cegiometti@verizon.net

1469 Camino Sueno
 Hemet, CA 92545

Please Support Our Advertisers and Sponsors



Find fulfillment in life, by making a difference in the lives of terminally ill people and their families.

Inland Region
Michele (951)428-0265

San Diego
Tammy (951)428-6315

Desert Region
Karen (760)851-5739

JOIN OUR VOLUNTEER COMMUNITY



We Need Help For:

- ✓ Provide caring companionship
- ✓ Running Errands
- ✓ Help Prepare Food
- ✓ Watch TV or Read to a Patient
- ✓ Provide Respite Care
- ✓ Volunteers and Therapy Animals

SCAN QR CODE





**To Advertise in this Newsletter
Please Contact: Sheri Eramo**

Reminders

Our Meeting Times and Locations

General Meetings

Second Tuesday of the month
6:30 pm social; 7:00 pm meeting
30875 Rancho Vista Rd Temecula, CA

Everyone Welcome!

Board Meetings

Monday following General Meeting
6:30 pm
BHHS CA Properties
31685 Temecula Pkwy
Temecula, CA

Valley of the Mist Quilters Guild

27275 Ynez Rd. #435
Temecula, CA 92592

Newsletter Editor: Kristine Timm (krtimm@gmail.com)

Website Co-ord.: Michelle Clark (votmq@yahoo.com)

<http://www.valleyofthemistquilters.com>

[Follow us on Facebook](#)



MISSION STATEMENT

Formed in 1990, Valley of the Mist Quilters Guild is a non-profit charitable, educational and social organization in the Temecula Valley. We promote the knowledge of, and appreciation for, all aspects of quilting and fiber arts with an active philanthropy program.