



Baste & Banter

This Month's Happening

In This Issue	
This Month's Happening	1
President's Page	2
Upcoming Guild Program Presenters	3
Upcoming Guild Program Presenters	4
Block of the Month	5
November Birthdays	6
Opportunity Quilt	7
Valley Quilters Guild Quilt Show	7
Items of Interest	8
2022 Board Members	9
Snacks & Door Prizes	10
Monthly Programs & Room Set-Up	10
Please Support Our Advertisers and Sponsors	11
Reminders	12

Our November speaker, Cindee Ferris, is the owner of the quilt shop "Between Stitches" located in Temecula.



Her shop is filled with beautiful fabrics, notions and friendly staff.

The shop also carries a full line of Janome sewing, serger and embroidery machines as well as Janome's long arm quilting machines. In addition, they offer great sewing and embroidery classes of all skill levels so stop by for a visit.

We are in for a treat because Cindee joins us to take Alice on her journey down the rabbit hole to her sewing and quilting adventures. We hope to see you at our next meeting to hear of Cindee's sewing adventure.

Meeting Place for November 8, 2022, General Meeting

Remember we are not meeting at the Temecula Community Recreation Center for the next six to seven months. This month we are meeting at the SRCAR event center. The address is **26529 Jefferson Ave., Murrieta, 92562**. This is next door to what used to be the Smart & Final Store but is now a hydroponics sales center. Do not park in that parking lot – they will have you towed. SRCAR has a big, well lighted parking lot and if that fills up, there is extra parking in the parking area on the south-west corner of Corning Place. If driving north on Jefferson, the entrance to the parking lot is on the left, just before the stoplight at Corning Place.

Don't forget to bring your Show & Tell items!

President's Page

Hello everyone

I think we can officially say autumn has arrived. I know for many of us, this means the start of the crazy busy holiday season – so we are trying to help you out. The Outdoor Quilt Show is over for the year, Challenge Quilts are all done, and this month we are not even trying to tempt you with a workshop to start a new project – we just want to see you at the general meeting on November 8th to listen to our wonderful speaker and show off any quilts you want to bring for Show and Tell.

We are very lucky to have so many local quilt stores and this month we are excited to have Cindee Ferris from Between Stitches as our guest speaker. If you don't know Cindee, you must come and meet her. She is one of the nicest people I know and I love her store!

Check out the rest of the newsletter for all the regular updates. Don't forget – we are meeting again at the SRCAR event center. It is located in Murrieta at 26529 Jefferson Ave., next to what used to be the Smart & Final Store. It is on the west side of Jefferson, just before Corning Place if you are driving north. We are meeting here in November and December.

Speaking of December – be prepared to let Laurie Gonzalez know if you will be coming to our December Potluck Holiday meeting.

Hope to see you all at the meeting on November 8th.

Adriane Ridder
VOMQG President

Next Meeting

Tuesday, November 8th
6:30, Social Time
7-9 Meeting

Upcoming Guild Program Presenters

Cindee Ferris Nov 8, 2022, Speaker: Quilting Life and Between Stitches

Cindee will talk with us about her wonderful store and anecdotes from her sewing journey. Please visit her store at 28780 Old Town Front St Suite #A2, Temecula, CA 92590 or online at: <https://www.between-stitches.com>



**Swan Amity Sheridan Jan 10, 2023 Lecture: Quilt the World
Jan 11, 2023 Workshop: ThreadScapes**

Swan began producing patterns for sale in early 2013 and regularly exhibits her work in local shows. She teaches in Tucson, offering classes in appliqué, color, hand quilting, and decorative stitches. She also enjoys commission work on a limited basis. Please visit her website at: <https://www.swanamity.com>



**Lauretta Crites Feb 14, 2023 Lecture: Create! Keys to Unlocking Your Creative Power
Feb 15, 2023 Workshop: Painted Tyvek Koi Fish**

Lauretta is an award-winning quilter that believes that we CREATE! our lives, and that our purpose is to live JOYFULLY. She spent 15 years as a professional costume designer and now is focused on teaching and speaking at Guilds and quilt events such as Quilt Show Reno and The Houston Festival. She loves interacting with creative souls and seeing people light up with the possibilities of applying the things they learn in her classes. Please visit her website at: <https://laurettacrites.com>



**Leah Zieber Mar 14, 2023 Lecture: Antique Quilt Trunk Show and Lecture
Mar 15, 2023 Workshop: Orphans and Aliens-Creating Quilts from Space Junk**

Leah is a Southern California quilt historian and quilt maker specializing in Antique Reproduction Quilts from the nineteenth century. Her reproduction quilts have been exhibited at quilt shows and historical museums across the country. Please visit her website at: <https://zieberquilts.com>



Upcoming Guild Program Presenters

Dana Jones Apr 11, 2023 Lecture: Pantinabangay: The Quilts and Quilmakers of Caohagan Island

Apr 15, 2023 (please note this is a Saturday) Workshop: Goodbye Ruler... Free Cutting Caohagan Island Style

At Dana's talk you will be transported to a tiny island — just 13 acres — in the central Philippines as you enjoy images and stories of the colorful quilts and the more than 100 quilmakers of Caohagan Island. You'll see photos of more than 50 of these handmade, one-of-a-kind quilts plus be introduced to the unique techniques developed by these quilmakers whose tools are simply fabric and scissors, needle and thread. Please visit her website at:

<https://www.danajonesquilts.com>

Tina Curran May 9, 2023 Lecture: My Excellent Adventure as a Quilter

May 10, 2023 Workshop: Flag #4

Tina's interest in making art quilts was jump-started by seeing her dear friend take a variety of patterned fabrics, cut them into pieces and combine them in an artistic way. As a life-long sewer (having experienced her first sewing triumph with a skating skirt she made in Girl Scouts), she took to quilting quickly. She finds one of the great thrills with this art form is that her options are as infinite as those of a painter working on canvas -- landscapes, portraits, geometric patterns, abstract impressions, etc. Please visit her website at:

<http://www.tinacurran.com>

Jamie Davis Jun 13, 2023 Lecture: The History and Mystery of Baltimore Album Quilts

Jun 14, 2023 Workshop: Baltimore Blooms

After Jamie began teaching, she discovered the joy of connecting with other quilters and helping them learn new skills. Her work has been shown in national and international exhibits including the International Quilt Show in Houston, Texas and the Pacific International Quilt Festival in Santa Clara, California. Please visit her website at: <https://www.loopytulips.com>



Block of the Month

Block of the Month 2022: Block #11

The block this month is a star that Shelly worked on and devised the method. To get started, here are the fabrics you need: your focus fabric, two coordinating fabrics based on the colors in the focus fabric, and a white fabric. We will be asking you to place the focus fabric in a certain spot. Remember, all our blocks end up 12.5" X 12.5" (a 12" finished block.) These blocks are not due until January 2023.

Also, the Guild's website and Facebook page should have a post directing you to the YouTube instructions for this block.





Photo 1

Cut list -- For one block

Fabric white (background): Four 3.75" squares and four 4.75" squares. These squares should each be cut on one diagonal.

Focus and two coordinating fabrics): One strip of each that is at least 38" by approximately 1.5" wide. When you add together the widths of the three fabrics, before sewing them – you need 4" total – which will give you 3" when they are sewn together.



Assembling the block: Use a quarter inch seam

- The first step is to sew your three long strips of fabric together along the long edges. Refer to photo 2 and place the focus fabric at the bottom and line up the other two fabrics so the ends are staggered by about 1/2". Sew together and press the seams open. The width of the three fabrics together should be 3" – if it is wider than that, trim off the extra.
- Set your strip set in front of you with the focus fabric on the bottom and the left end in front of you as in photo 2. Use a ruler with a 45° angle marked on it to trim the left end to a 45° angle with your upper fabrics longer than the focus. Then slide your ruler over so you are measuring 3 inches width and cut off eight sections. See photo 3, there are three inches between the two arrows.
- Now we will make pieces we call set 1. Arrange four of your large white triangles as in photo 4, with the right-angle down and the hypotenuse facing left, in a stack. Place four of the small triangles in the same orientation to the right of these. With four of the diamond shapes, we cut in the last section, orient them with the focus fabric on the right and the stripes vertical and fit them between the two triangle stacks as in photo 4. Sew the small triangle on first. Have the corner of the white triangle stick above the focus fabric by about 3/8" and after sewing press to the white and trim off the extra at the end as in photo 5. Now sew on the large white triangle the same way. Press to the white.




Photo 4




Photo 5



Photo 6

- Next, we make set 2. With the remaining 4 large white triangle place them so they face in the opposite direction with the small white triangles behind them on the left. Have the last 4 diamonds in the same orientation as in the last step and place them between the triangles as before, but now the coordinating fabric is against the hypotenuse of the small white triangle as in photo 6. Sew these together following the same instructions as the last step.



- Now, place a stack of set 1 pieces on the right and set 2 on the left, sew together one from each set along the hypotenuse of these new larger triangles. Press to the focus fabric. See photo 7.
- Now check the size of these units. They should be at least 6.5" square. Trim only the inner edges as needed to preserve star points while removing uneven edges (photo 8)
- Arrange squares as in the finished block. Sew the top two together, then the bottom two, and finally the center seam, always pressing toward the focus fabric and sewing from the center of the star out to the points. When aligning the final seam, match the centers. Press.
- Now to square it up. Use your 12.5" X 12.5" square up ruler, place it over the block. Make sure there is fabric under all parts of the ruler and trim to 12.5" X 12.5".



[Link to YouTube video](#)

Adriane Ridder & Shelly McNeely
Block of the Month Coordinators

November Birthdays



November Birthdays	
Kathy Cagle	Nov 12
Rita Dominguez	Nov 13
Anita Mendoza	Nov 13
Tamara Kope	Nov 24
Carole Donahoe	Nov 25
Idabelle Colvin	Nov 29




Opportunity Quilt

Our opportunity quilt, Shakespeare in the Park was won by Fern McFall from Menifee. She bought some tickets at the quilt show. She lives at the Oasis and is active in a group of quilters in that community. She was very excited about winning the quilt and had her quilting friends at her house when I delivered the quilt to her.



Next year's opportunity quilt, pictured below, is named Kaleidoscope. It was designed and pieced by Kristine Timm, Shelly McNeely and Adriane Ridder; quilted by Maryruth Wilson. The top is made with Kaffe Fassett shot cotton and the batting is wool. Size is 83" x 111".



I have a packet of tickets for each member for our new opportunity quilt, Kaleidoscope. Pick them up at our next meeting. You have until October 7, 2023 to return your money and the ticket stubs.

I still need a couple more people to volunteer to do a two hour shift as a white glove volunteer at the Road to California quilt show in Ontario, CA which runs from January 18 to 21, 2023. We are only allowed to have our opportunity quilt at the show to sell tickets if we provide 20 hours of white glove volunteering at the show. All who volunteer to white glove the show get free admission to the show. See me at the November meeting to sign up as I will need to send in the list of volunteers soon after the next meeting.

Gloria Bachmann


Valley Quilters Guild Quilt Show

Valley Quilters Guild 43th Annual Quilt Show
Feb 10 & 11, 2023

Valley-Wide Recreation Center
901 West Esplanade • San Jacinto, CA 92583

If you would like to enter your quilts in Valley Quilters Guild upcoming show you can go to their website at:

www.valleyquilters.org for all the forms and information you will need.



NO ENTRY FORMS WILL BE ACCEPTED AFTER DEC. 1, 2022.

Items of Interest

Classical Academy High School is presenting the play "Quilters" on Nov 10 – 12, 2022 at the Ritz Theater in Escondido, CA

We are pleased to invite you to our production of Quilters, a tapestry of the lives of pioneer women woven together through the use of song, dance and real-life experiences. From birth to death, from corn-cob dolls to teenage brides, from harsh winters to destructive prairie fires, the strength of these women is shown through their incredible resilience and resourcefulness.

Told through the lives of Sarah and her seven daughters, Quilters explores the covered-wagon journey to the west, and the important work women did in the settling of the uncharted territories we now call home. Block by block, a quilt of Sarah's life is pieced together to portray the deepest of human emotion.

For tickets, please go to:

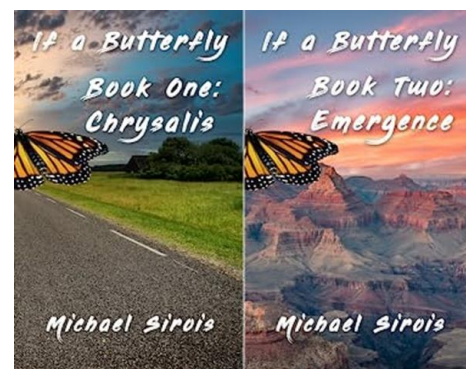
<https://sites.google.com/view/cahsplay/tickets-quilters?authuser=0>



Author Michael Sirois has written a two-book series called *If a Butterfly* that has a quilter as one of the primary characters.

For more information, see

<https://www.ifabutterfly.com/quilt-guild-page/>



2022 Board Members

POSITION	NAME	
<u>Elected Positions:</u>		
PRESIDENT	Adriane Ridder	
1st VICE PRESIDENTS	Laura Alvarado	Karrie Dominguez
2nd VICE PRESIDENT	Dene Ryan	
SECRETARY	Vanessa Prario	
TREASURER	Shelly McNeely	Kristine Timm
WAYS and MEANS	Maryruth Wilson	
PAST PRESIDENT	Shirley Brown	
<u>Appointed Positions:</u>		
ADVERTISING COORDINATOR	Sheri Eramo	
AMBASSADOR COORDINATOR	Marlene Oaks	
BLOCK OF THE MONTH COORDINATORS	Adriane Ridder	Shelly McNeely
CHALLENGE QUILT COORDINATOR	Vanessa Prario	
CORRESPONDENCE SECRETARY	OPEN	
DOOR PRIZE COORDINATOR	OPEN	
FABRIC EXCHANGE	Tawnya O'Herron	
FACILITY COORDINATOR	Laurie Gonzales	
FRIENDSHIP GROUP COORDINATOR	Paula McGaugh	
HOSPITALITY HOSTESS	Laurie Gonzales	
INTERNAL AUDITOR	Janice Emmerson	
JUNE FUNDRAISER EVENT	OPEN	
LIBRARIAN	Paula McGaugh	
MEMBERSHIP CHAIRS	Elaine Giometti	Dorothy Ray
MERCHANDISE COORDINATOR	Karrie Dominguez	
MONTHLY MINI COORDINATOR	Vanessa Prario	
NEWSLETTER EDITOR	Kristine Timm	
OPPORTUNITY QUILT CHAIR	Gloria Bachmann	
OPPORTUNITY QUILT MRKTG	OPEN	
PARLIAMENTARIAN	Charlotte Carpentier	
PET BED COORDINATOR	Ellen French	
PHILANTHROPY CHAIRS	Ellen French	Lynn Korito Ida Colvin
PUBLICITY & PUBLIC RELATIONS	OPEN	
PRESIDENTS QUILT	Shirley Brown	
QUILT SHOW CHAIR	Maryruth Wilson	
QUILT SHOW ASSISTANT	Tamara Kope	
RETREAT COORDINATORS, 2022	Tawnya O'Herron & Mary Ann O'Herron	
RETREAT COORDINATOR, 2023	Tawnya O'Herron & Mary Ann O'Herron	
SCCQG REPRESENTATIVE	Dene Ryan	
SOCIAL MEDIA COORDINATOR	Carol Nanfito	
SHOW & TELL COORDINATOR	OPEN	
WEBSITE COORDINATOR	Michelle Clark	
WORKSHOP COORDINATOR	Laurie Gonzales	

Snacks & Door Prizes

Birthday Month	Bring Door Prize	Bring Snack	Monthly Program
January	yes (plus Dec)	yes (plus Dec)	Speaker
February	yes	yes	Speaker
March	yes	yes	Speaker
April	yes	yes	Speaker
May	yes	yes	Speaker
June	yes	yes	Speaker
July	no (bring in Sep)	yes	Quilters "U"
August	no (bring in Sep)	yes	Philanthropy Sew
September	yes (plus Jul-Aug)	no (bring in Oct)	Guild Birthday Party
October	yes	yes (plus Sep)	Speaker
November	yes	yes	Speaker
December	no (bring in Jan)	no	Holiday Party/Potluck

Monthly Programs & Room Set-Up

	Jan	Feb	Mar	Apr	May	Jun	Jul	Aug	Sep	Oct	Nov	Dec
Program	Speaker	Speaker	Speaker	Speaker	Speaker	Speaker	Quilters University	Philanthropy Sew In	Challenge Quilt	Speaker	Member Showcase	Holiday Party
Block of the Month	yes	yes	yes	yes	yes	yes	no	no	yes	yes	yes	no
Challenge Quilt	yes	yes	yes	yes	yes	yes	no	no	yes	no	no	no
Door Prizes	yes	yes	yes	yes	yes	yes	no	no	yes	yes	yes	no
Fabric Exchange	yes	yes	yes	yes	yes	yes	no	no	yes	yes	yes	no
Library	yes	yes	yes	yes	yes	yes	no	no	yes	yes	yes	no
Market of the Mist	yes	yes	yes	yes	yes	yes	no	no	yes	yes	yes	no
Merchandise Table	yes	yes	yes	yes	yes	yes	no	no	yes	yes	yes	no
Monthly Mini	yes	yes	yes	yes	yes	yes	no	no	yes	yes	yes	no
Opportunity Quilt	yes	yes	yes	yes	yes	yes	no	no	yes	yes	yes	no
Philanthropy	yes	yes	yes	yes	yes	yes	no	no	yes	yes	yes	no
Refreshments	yes	yes	yes	yes	yes	yes	yes	yes	yes Guild Birthday Cake (guild provides)	yes	yes	yes Members Potluck
Show and Tell	yes	yes	yes	yes	yes	yes	yes	no	yes	yes	yes	no

Please Support Our Advertisers and Sponsors

Looking to Sell?
WE HAVE BUYERS.



BERKSHIRE HATHAWAY
HomeServices
California Properties



DISCOVER YOUR HOME'S VALUE

Our exclusive partnership with Buyside allows me to pull information from a multitude of real estate websites to match prospective buyers to your home. Real-time data, combined with my expert knowledge of the local market will aid me in pricing your home accurately and effectively to attract active buyers.

When you're ready for a more in-depth look, let me put my expertise to work for you. I can provide a more detailed home value by reviewing neighborhood trends, current and past sales and the overall condition of your home.



CONTACT ME TO SET UP A TIME TO MEET.

Adam PIERSON

(951) 733-4468

DRE Lic. #02008956

Adam.Pierson@bhhscaproperties.com



Adriane RIDDER

(626) 893-5647

DRE Lic. #02008957

Adriane.Ridder@bhhscaproperties.com



BERKSHIRE HATHAWAY
HomeServices
California Properties

©2019 BHHS Affiliates, LLC. An independently owned and operated franchisee of BHHS Affiliates, LLC. Berkshire Hathaway HomeServices and the Berkshire Hathaway HomeServices symbol are registered service marks of HomeServices of America, Inc.® Equal Housing Opportunity. Information not verified or guaranteed. If your home is currently listed with a Broker, this is not intended as a solicitation.

I'd Rather Be Quilt'n
Cell-951-551-7985
Ruth A. O'Neill

Long-Arm Machine Quilting
Custom/Pantographs
Professional Quality Work
40+ Years Sewing Experience

Phone: 951-699-4887


Temecula, CA

Smoke-Free Environment



EXTRA WIDE QUILTING FABRICS BY THE YARD

Fantabulous Backs



Kimberbell
Alessia
Bella Suede
Batiks
Kaffe/Tula
Henry Glass and Co
Patriotic
Riley Blake
And many more!

**Call me @
619-804-6062**

Check out our website: fantabulousbacks.com

Elaine's Nifty Needle

Longarm Quilting -
*custom and
edge-to-edge
Fast turnaround*



Elaine Giometti

417-230-1756
cegiometti@verizon.net

1469 Camino Sueno
Hemet, CA 92545



**To Advertise in this
Newsletter
Please Contact:
Sheri Eramo**

Reminders

Our Meeting Times and Locations

General Meetings

Second Tuesday of the month
6:30 pm social; 7:00 pm meeting
Community Recreation Center
30875 Rancho Vista Rd
Temecula, CA



Everyone Welcome!

~~Exit the 15 Freeway at Rancho California Rd. and go East.
Go to Ynez Rd. and turn right.
Go to Rancho Vista Rd. and turn Left
The CRC is approximately 1.5 miles on the right hand side.~~

Board Meetings

Monday following General Meeting
6:30 pm.
Rancho Meadows Club House
44501 La Paz Rd
Temecula, CA

Special meeting place
for November 2022
meeting is:

26529 Jefferson Ave.,
Murrieta, 92562

Valley of the Mist Quilters Guild

27275 Ynez Rd. #435
Temecula, CA 92592

Newsletter Editor: Kristine Timm (krtimm@gmail.com)

Website Co-ord.: Michelle Clark (votmq@yahoo.com)

<http://www.valleyofthemistquilters.com>

[Follow us on Facebook](#)



MISSION STATEMENT

Formed in 1990, Valley of the Mist Quilters Guild is a non-profit charitable, educational and social organization in the Temecula Valley. We promote the knowledge of, and appreciation for, all aspects of quilting and fiber arts with an active philanthropy program.