



Baste & Banter

This Month's Happening

Challenge Quilt 2023 **Landscapes!**

- Bring your quilt EARLY to the meeting so I can have it hung before 6:30.
- Place a label with your name on the back but cover it with painter's tape or fabric. Voting must be anonymous.
- I will collect the quilts after the meeting and hold them for the October Quilt Show where they will be on display. You may pick up your quilt after 4:00 that day. Any quilts not picked up will be brought to the November meeting.
- Those members attending the September meeting will be voting on the quilts they feel best meet the criteria for the challenge.
- Gift cards from Sew Treasured and Between Stitches in the amounts of \$75, \$50 and \$25 will be awarded for 1st, 2nd and 3rd place.

Please call, text or email me with any questions
Vanessa Prario; (909)615-4096; vlprario@gmail.com

Inside This Issue	
This Month's Happening	1
President's Page	2
Guild Program Workshops	3
Upcoming Guild Program Presenters	3
Block of the Month	5
Philanthropy	6
Monthly Mini	7
Opportunity Quilt	7
September Birthdays	8
2023 Quilt Show	8
Quilt Auction Form	9
Quilt Show Display of Personal Quilts Form	10
2023 Quilt Show Boutique	11
2023 Quilt Show Boutique Donations Form	12
2024 Guild UFO Challenge	13
2023 Board Members	14
Monthly Meeting Reminders	15
Snacks & Door Prizes	15
Monthly Programs & Room Set-Up	15
Please Support Our Advertisers and Sponsors	16
Reminders	18

On September 12th, we will celebrate the **33rd year** of Valley of the Mist Quilters Guild.

Our meeting will feature our annual Challenge Quilt contest, which this year is Landscapes. See everyone's interpretation of this theme and vote for your favorites.

While you are enjoying the quilts, enjoy some birthday cake. All of our regular guild activity tables are back after summer break...so bring \$\$ for merchandise table & monthly mini and be sure to check out block of the month, philanthropy projects, door prizes, show & tell and much more.

Come & celebrate with us! Bring a guest!



Meeting Place for September 12, 2023, General Meeting

We are back to meeting at the Temecula Community Recreation Center!! They have finally reopened after many months of renovations. For all our new members since last fall, our meeting place is located at:

30875 Rancho Vista Rd Temecula, CA.

Don't forget to bring your Show & Tell items!

President's Page

Hello everyone,

Hope you had a relaxing month, but now it is time to get busy, finishing up your challenge quilt and get everything finished for the quilt show. I am sewing on bindings and trying to get a couple more quilts finished in time. I hope everyone plans to show at least one quilt in the quilt show.

September is our birthday month! We turn 33 this month and it is time to celebrate. Our other thing to celebrate this month is our return to the Temecula CRC building. It seems like a year since we have been there – oh wait, it has been a year and finally we are back.

As I mentioned earlier, in addition to celebrating our birthday, we also have the showing of our challenge quilts. This year's challenge was given to us again by Vanessa Prario. She put out a real challenge: a landscape quilt. If you haven't started your quilt – you still have a little time to get it done, but make sure you check out the requirements, there is a size limitation and few other rules!

I have a couple of reminders for everyone – don't forget to bring your auction quilts (each must have a form with it—the forms are on the website or in this newsletter.) Don't forget to bring boutique items you have completed – with a form. They need to get them as soon as possible so the photography can be completed.

Thanks for all the hard work at the philanthropy sew-in. If you took home items to finish, please bring them back when your part is done. Remember to bring back any printed instructions that you received with quilts as they need them to make more quilts.

One last thing – workshops. I think there are still a few openings for the free September workshop with Georgianne Beebe and we need you to let Paula know ASAP if you are planning on attending the October workshop from Kathryn Pellman—Paper Dolls for Grown Ups. The price of the workshop is \$50 (\$40 for guild members) and you can pay with PayPal by following this link:

[PayPal.Me/votmqg](https://www.paypal.com/votmqg) . In the “Add a Message/What's this payment for” field, please write: **“October 2023 Workshop, (your name and your email address)**. I am sending out an email to all local guilds very soon—so it may fill up. Please look at the Upcoming Guild Programs section for more info.

Hope to see you all at the meeting.

Adriane Ridder

VOMQG President

Next Meeting

Tuesday, September 12th

6:30 pm, Social Time

7-9 pm Meeting

Guild Program Workshops

September Workshop:

Georgianne Beeb has generously offered to provide a free workshop in September. **Hidden Friendship Stars** still has openings. This would be a good class if you haven't already taken a class or are new to the guild. The pattern, Hidden Friendship Stars, by Planted Seed Designs is available as a pdf from plantedseeddesigns.com. The class will be on Wednesday, September 13, 2023, from 10 AM to 4PM at the Glenoaks Hills Clubhouse, 40601 De Portola Rd., Temecula. Email Paula at pdmcgaugh@hotmail.com to reserve your spot, and she will email you the supply list.

October Workshop:

Fashionistas - Paper Dolls for Grown Ups We need sign ups; we only have two people signed up for this class. We need at least 8 to hold the class. If we cancel, it must be done before the September meeting... "This is a whimsical (one in a series) of small, playful, single frame cartoon featuring long limbed and knobby kneed Fashionistas that invoke fashion illustrations." It is one you can use swatches of fabric from your favorite dresses, formals etc. **You don't want to miss this one;** visit her website at <https://www.kathrynpellman.com>. The cost is \$40. PLEASE email Paula at pdmcgaugh@hotmail.com to sign up for the class. **We need to know before September 5th.** You can pay for the class at the September meeting or even better pay with PayPal by following this link: [PayPal.Me/votmqg](https://www.paypal.com/payto/votmqg). In the "Add a Message/What's this payment for" field, please write: "October 2023 Workshop, (plus your name and your email address).

The workshop is Wednesday, October 11, 2023, from 10 AM to 4 PM at the Glenoaks Hill Clubhouse, 40601 De Portola Rd., Temecula.

Upcoming Guild Program Presenters

Georgianne Beebe September 13, 2023 Workshop: Hidden Friendship Stars

Georgianne Beebe is a member of our very own Valley of the Mist Quilters Guild. She was born and raised in Lake Elsinore and has been sewing since she was 9 years old. Her mother taught her to sew by making Barbie Doll clothes. Georgianne has been teaching for 21 years and loves sharing her passion with her students. She is a Martha Pullen Licensed Heirloom Teacher and has won numerous awards for her quilting and heirloom sewing.



Kathryn Pellman October 10, 2023 Lecture: Word Salad: Fashionistas & Girlfriends

October 11, 2023 Workshop: Paper Dolls for Grown Ups

Kathryn is an artist, fashionista, quilter, cook, baker, gardener and storyteller. Her whimsical series of small, playful, single frame cartoons feature long limbed and knobby kneed Fashionistas that invoke fashion illustration. Fashionistas mixed with some Word Salad combine fashion and quilting along with her passions and are a celebration and exploration of women and femininity, their lives, friendships and romantic relationships, real and imagined. She is a Juried Artist member of SAQA (Studio Art Quilters Association), has a Certificate in Fashion Design and has been sewing ever since she could thread a needle. Please visit her website at

<https://www.kathrynpellman.com>



Catherine Wilson January 9, 2024 Lecture: Paper Piecing

January 10, 2024 Workshop: Cactus or Twinkle Star

Catherine is a quilt designer and certified Judy Niemeyer instructor. She started Queenie Quilts in 2010 to provide quilters with world class instruction and custom-built kits to assist them in making their own Judy Niemeyer masterpiece. She loves traditional piecing with a modern edge, reinterpreting old quilt blocks in new fabrics, or old fabrics in modern settings.



Karen Brow-Meier February 13, 2024 Lecture: The Smuggle Principles

February 14, 2024 Workshop: Newly Hatched

Karen has been a pattern and textile designer for over 20 years, specializing in animal themes with both pieced and appliquéd blocks. Her work has appeared in national magazines, books, calendars and catalogues. Her students learn what “makes a quilt sing” through concepts of color balance, using small and large scales of prints, and dramatic movement.



Sherri McConnell March 12, 2024 Lecture: A Quilting Life: Journey

March 13, 2024 Workshop: Scrappy Quilts

Sherri has been sewing since the age of 10 when she received her first sewing machine from her grandmother. She has since written three books and published patterns through her pattern company, Quilting Life Designs. She and her daughter design fabric for Moda. Sherri also loves to teach all about Scrap Quilting.



Kim Brownell April 9, 2024 Lecture: Wacky Doodle Trunk Show

April 10, 2024 Workshop: Quilted Jigsaw Puzzle

Kim calls herself the “Wacky Doodle Quilter” due to her easy-going, whimsical style, and because she doesn’t always follow the rules! She began quilting in 1993 and has been teaching since 2010. She gravitates towards animals, nature scenes, and bright colors. Her techniques include fabric collage, free form art quilts, raw edge appliqué, and many others.



Sandy Corbin May 14, 2024 Lecture: Making Scrappy Quilts Fresh

May 15, 2024 Workshop: It’s All About the Borders Pillow


Sandy started sewing in junior high and began making her own clothes in high school. She started making quilts in the ‘70’s. In 2002 she founded “Sandy’s Designs”, started creating patterns, and has been teaching since 2004. She is local and is an active member of the Beach Cities Guild. For her workshop, she will be showing a variety of border designs that students can make into pillows.



Jane Haworth June 11, 2024 Lecture: Journey as a Quilt Artist

June 12, 2024 Workshop: House and Home Fabric Collage

Jane has been quilting since 2003 but has been involved with fabric all her life. In 1998, she moved to Auburn, California, where she discovered quilt shops, a huge range of fabrics, and art quilts. She has entered many of her quilts in International Quilt shows and has an Etsy shop called Happy Quilt Designs. She loves Kaffe fabrics, and her favorite technique is raw edge collage appliqué. She uses photos of landscapes, sea-life, birds, and of the work of illustrator Charlie Harper.



Sheila Collins October 8, 2024 Lecture: My Creative Journey

October 9, 2024 Workshop: Summer Escapades

Sheila has a background in fashion and graphic design using mainly fusible machine appliqué, she combines design skills with her love of sewing to create bright and cheery designs. Fun!



Block of the Month

Block of the Month 2023: Block #9

Here is our next log cabin variation -- called courthouse Steps. The 2023 focus fabric is from Hoffman and is called Paint Impressions. In addition to the focus fabric, you will need a white fabric and three additional coordinating fabrics based on the colors in the focus fabric. Remember, all our blocks end up 12.5" X 12.5" (a 12" finished block.) We will have the focus fabric available for sale at guild meetings for \$3 per fat quarter.

Also, the Guild's website and Facebook page should have a post directing you to the YouTube instructions for this block.

Cut list -- For one block:

Focus Fabric: 3.5" square

White: 2" X 39" strip (sub-cut into these lengths: two 3.5", two 6.5", and two 9.5")

Coordinating fabric 1: 2" X 13" strip sub-cut into two 2" X 6.5" strips

Coordinating fabric 2: 2" X 19" strip sub-cut into two 2" X 9.5" strips

Coordinating fabric 3: 2" X 25" strip sub-cut into two 2" X 12.5" strips

This is put together different from a log cabin block because you sew on two opposite sides and press, then turn the block and sew on next two. We want you to make this block with two opposite sides using your white fabric and the other two your focus fabrics.

Assembling the block: Use a scant quarter inch seam. Press to the newly added fabric in each round except the first.

- Step one: arrange your strips of fabric in two piles. The first pile is your white pieces with shortest on top and longest on the bottom. Do the same with the focus fabrics. This is the order you will add them to the block.
- Step two: sew white 2" X 3.5" strips to opposite sides of focus fabric 3.5" square. Press to the focus fabric. (Photo 2.)
- Turn the block 90° and repeat these steps with fabric from the other pile. Use two of same size and color pieces and sew to opposite sides of the block. If your pieces don't fit -- check your seam allowance and that you have the correct fabric for the round. Press to the newly added fabric and keep repeating until all pieces are sewn to the block.
- As you go along -- you can check to see if you are sewing with a correct seam allowance if the pieces match the length of the side. It is easier to make adjustments as you go -- rather than trying to fix it at the end.
- Use your 12½" X 12½" square up ruler, place it over the block. It should be 12.5" square. These blocks are due at the October 2023 meeting.

Adriane Ridder & Shelly McNeely

Block of the Month Coordinators



[Link to YouTube](#)

Philanthropy

PHILANTHROPY NEWS

Hello Guild Quilters!


You will be pleased to know we all did a great job at the August meeting, sewing for philanthropy. We went home with very little not given out for finishing. Again, our sincere thanks to all of you who showed up to help! Your assistance was invaluable, and we really appreciate it; because it would have been easy to just stay home. Many did. A lot of you didn't—thank you!

You'll also be happy to know that Lynn Korito delivered a huge, full carload of goods up to March ARB, to US Vets. All that jam and jelly! 17 quilts! Other foodstuffs! Toilet paper! Underwear! They were thrilled to get it all, but especially the jam/jelly, and the cereal. Apparently, no one ever donates those things. SO.....for September, if you wish to donate, **we're focusing on breakfast cereals (which includes oatmeal, in packets or otherwise.)** Bring it on!!

Philanthropy also donated 6 small quilts and 11 pillowcases to a delightful family who just received the answer to their prayers and dreams—thanks to a ton of their own sweat equity—a new home. Habitat for Humanity reached out to see if we could provide a few quilts to this family with little girls. Of course, we did. **Please see thank you letter in this edition.** We do good work!

Here are a couple of reminders:

- 1) Twin quilt minimum size is 64" x 80". Dimensions can be wider and/or longer.
- 2) Baby quilts should be baby/toddler fabrics, anywhere in size from 36 x 36 for infants, to about 48 x 54 for a crib.
- 3) **SEPT DONATIONS—BREAKFAST CEREALS AND OATMEAL**



****September Philanthropy work day is Saturday, Sept. 20, 10am – 3p-ish. Bring lunch, hydration and your sewing stuff. Watch for an email blast closer to the date for a reminder.**

Thank you for your help!

Ellen French, Lynn Korito and Ida Colvin
Philanthropy

Monthly Mini

This month's Mini Quilt was donated by Sandie Hairgrove. Be sure to stop by the Monthly Mini table at the September to see this little beauty.



Opportunity Quilt

Our next meeting will be the last one for all members to get their money and ticket stubs in before our opportunity quilt, Kaleidoscope, will be won by someone at the quilt show. Get this out of the way before the quilt show when everyone is busy. If you can't make the meeting, you can mail your ticket stubs and a check to me before the quilt show.

The Citrus Belt Quilters from Redlands will be at the September meeting with their opportunity quilt. Be sure to bring some cash to buy a few tickets to help our sister guild. I took Kaleidoscope to their meeting last month and they generously bought tickets as well as cookbooks. The cookbooks sold well because I made Tawyna O'Herron's recipe for Italian Biscotti from the cookbook and they were delicious.

Gloria Bachmann



September Birthdays



September Birthdays	
Kristine Timm	Sep 2
Linda Evans	Sep 3
Debbie Haar	Sep 5
Valerie Rogers	Sep 5
Dene Ryan	Sep 5
Johanna Colvin	Sep 9
Michelle Clark	Sep 10
Laura Alvarado	Sep 17
Debbie Brannon	Sep 24
Dorothy Ray	Sep 26
Julie Nims	Sep 29
Vicki Cairney	Sep 30



2023 Quilt Show

Calling all “Auction Quilt Fairies” we currently are at 30 quilts turned in or promised for the auction. We would love to get to 50 if possible. Do you have a completed or near completed quilt that you would like to donate? Please fill out the form and bring to the September Guild Meeting. Our Queuing is the Saturday following the meeting on the 16th.

The trademark of our Quilt Show is the beautiful works of art displayed along the streets of Old Town. We also have a big need for the “Display Quilt Fairies” to represent. This always brings the crowds and hopefully opens their pocketbooks for our auction and boutique.

Please fill out the attached forms and bring them to the September meeting. We will also have display cards for you to take to provide information on your display quilt.

Let’s show Temecula and visitors the beauty and warmth of Quilting!

Tamara Kope

OLD TOWN TEMECULA OUTDOOR QUILT SHOW
QUILT AUCTION FORM

Use a separate form for each quilt

If this is a group quilt, please list group name and individual names of all who participated.

PLEASE PRINT AND BE SURE ALL INFORMATION IS COMPLETE & ACCURATE

Quilter(s) Name(s): (if multiple quilters, list contact person first)

Contact Phone _____ Contact email that you check regularly _____

Name of Quilt to be auctioned (Required) _____

Dimensions: (**more than 200" perimeter**) _____ Pattern: _____

Check all that apply to this quilt:

Throw Twin Double/Full Queen King Hand pieced Machine pieced

Hand quilted Hand appliquéd Machine appliquéd Machine quilted by _____
(name)

Vintage (Date: _____)

Additional details (25 words or less)

Reserve Amount, if any: \$ _____

PLEASE read and sign the following:

I understand that this reserve amount means that if bidding does not reach this amount, the item will be returned to me, unsold. I understand that I may elect to receive 50% of the proceeds of the sale of this item or I may elect to donate 100% of the proceeds of its sale to the Guild. I understand that the Guild may choose to donate all or part of the proceeds to a charity or charities selected by the Quilt Show Committee. I choose the following option:

receive 50% of the proceeds - Please note: For payment of \$600 or more, a 1099 will be issued. A signed W-9 including your Social Security number will be required prior to payment for those receiving \$600 or more.

Donate 100% of the proceeds to Valley of the Mist Quilters Guild.

Signed: _____ Date _____

VALLEY OF THE MIST QUILTERS GUILD THANKS YOU FOR YOUR GENEROSITY

OLD TOWN TEMECULA OUTDOOR QUILT SHOW

First Saturday in October

DISPLAY OF PERSONAL QUILTS

You will be hanging your quilts at your assigned location on the morning of the show
BEFORE 10am.

PLEASE PRINT AND FILL IN COMPLETELY – FORMS ARE DUE AT SEPTEMBER MEETING

For Mail-In Registration (mail to: VOTM 27475 Ynez Rd., #435, Temecula CA 92591) Quilter's

Name: _____

Address: _____

Phone: Home _____ Mobile _____

Email that you check regularly _____

Number of quilts you wish to display in each category: _____ Wall/Baby _____ Lap/Throw _____

Twin _____ Full / Double _____ Queen _____ King _____ TOTAL _____

Friendship Group (if applicable) _____

Location preference ** _____

**Please note we cannot guarantee this location

***You can prevent damage to or theft of your quilts by hanging a clean sheet behind any quilt you display
and by not leaving your quilts unattended during the show.***

Please read and acknowledge the following:

I understand that I alone am responsible for the safety and condition of any quilts I display in the Old Town Temecula Outdoor Quilt Show. I agree to hold harmless the Valley of the Mist Quilters Guild in the event of any damage to or theft of my property. I further understand that both the Guild and show attendees will probably photograph my quilt(s), as the quilt(s) will be hanging in a public place. I hereby grant permission to the Valley of the Mist Quilters Guild to publish any photographs of my work displayed in this show for non-commercial use.

Signed: _____ Date: _____

VALLEY OF THE MIST QUILTERS GUILD THANKS YOU FOR YOUR PARTICIPATION

2023 Quilt Show Boutique



Join us for a **BOUTIQUE MAKE-A-THON**

Please join us for 6 hours of “**sew special**” sewing for the Quilt Show Boutique on October 7th.

When: **September 19th**: 9:00 am to 3:00 pm

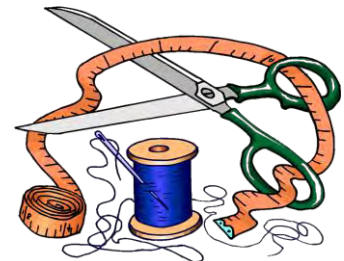
Where: Rancho Meadows Clubhouse, 44501 La Paz Road, Temecula, CA

What to Bring: Your sewing machine, whatever you are sewing for your donation, and sewing supplies. Join us for some fun company and sewing of items for the boutique. Bring some lunch and we will provide snacks and water. Any time is appreciated; you don't have to stay the entire time.

We have a bigger and brighter room this year for our Boutique. We need to fill the space. Let's keep up the good work and bring all your donations to the September Guild meeting on Tuesday, September 12th. If you are not quite done, you can contact Michelle (858) 361-4831 or Sandie (619) 540-5630 to arrange a pickup place and time. We need all donations by Saturday, September 30th so we can price everything in time for the Boutique. Please complete the Quilt Show Boutique Donation form even if you don't want a rebate. We need a value to price them.

A big **THANK YOU** for all who have donated.

Sandie and Michelle



The following is a list of the items sold at our 2022 Boutique for your information. It can be helpful in your selection of donations.

2022 Boutique Best Sellers		
Item	Sold	Inventory
Notions - Assorted	22	31
Thread Catchers	19	25
Wine Bags	9	53
Mug Rugs	42	53
Pot Holders	4	25
Coasters - Assorted	46	95
Bags – Assorted	38	62
Tissue Holders	11	47
Ornaments	75	108
Pincushions	16	42

Table Runners	17	42
Fabric/Quilt Books	16	46
Jewelry	6	56
Coffee Sleeves	17	46
Bowl Cozy – Sm/Lg	34	66
Quilt patterns	36	113
Zippered Bags	17	22
Wall Hangings	3	5
Small Quilts - Assorted	22	33
Pillowcases	13	16
Aprons/Placemats	7	13
Slot Ruler Stands	15	17

VALLEY OF THE MIST QUILTERS GUILD
QUILT SHOW BOUTIQUE DONATIONS
OCTOBER 7, 2023

*** Please PRINT ***

Name: _____

Address: _____

Cell: _____ Home: _____ Email: _____

Please list all the donated items and READ and SIGN at the bottom.

Description	Quantity – if same item	Min Price	50% Rebate Y/N (Circle)
1.			Y/N
2.			Y/N
3.			Y/N
4.			Y/N
5.			Y/N
6.			Y/N
7.			Y/N
8.			Y/N
9.			Y/N
10.			Y/N

Attach additional sheet if necessary.

I understand the item(s) will not be sold for less than the minimum price if one is designated. The boutique and/or the quilt show committee may set the price if I do not designate one. I understand I may elect to receive back 50% of the sold item price OR I may donate 100% of the sale price to the Guild. I understand the Guild may then choose to donate all or part of the proceeds to charities selected by the Quilt Show Committee.

NOTE: For payment made to contributors of \$600 or more, the Guild will issue a required 1099 IRS form. A signed W-9 including your tax ID number will be required prior to payment of those receiving \$600 or more from the Guild.

Thank you for your support and generosity to the Guild and its chosen charities.

Signature: _____ Date: _____

2024 Guild UFO Challenge

New Program Alert!

Do you have a closet (or room, or house) full of projects that need starting, or finishing?
Unfinished objects that just need doing?

Then be sure to join in the **2024 Guild UFO Challenge!**

If you are anything like me, you love some stash. And then...it gets buried and the piles grow. Road2CA, Guild Classes, Shop Hops, Quilt Runs...yard sales, trips to M&L...and an overactive imagination have started to catch up with all of us.

The plan: Start making a goal of which of those UFOs you want to tackle between now and the February meeting. I start setting goals for the coming year in December, and leave myself room for the new and exciting things, but trying to get through the backlog of things I've already started. (Yes, I know some of you are monogamous quilters that only work on one thing at a time...but most of us aren't.)

How it works: I will distribute forms online, in the newsletter, and at the January meeting, for you to list your UFO goals for the year. You will turn them in at the February meeting (or arrange a drop off to me by then.) I will keep track of what you finish (when you bring it to a meeting, or photos for proof.)

There will be fabulous prizes!

So...now you want to ask...what qualifies?

You must already have this in your possession. It can be a store bought kit, curated by you kit, something from a Guild class, or a project that got put on time-out. (This is why we are starting AFTER Road2CA, so you can adopt anything new or get those kits fleshed out.)

Quilted goods. Three layers, held together in some appropriate manner...quilted, tied, etc. By Annie or other bags that are made with a quilted method count.

Size matters. One placemat? No...a set, sure. Table runners, a Monthly Mini, baby quilts (lets help out Philanthropy!) Of course, quilts of all sizes. AND...any class you have taken with the Guild, no matter the size or the age of it!

I usually set goals with some larger and some smaller projects, so I get a little instant gratification in between larger ones. Your goals may vary, but my brain like small victories to help me stay on track.

Ready to play? Let's do this!

Charlotte (CharKat) Carpentier
2024 UFO Challenge Leader

2023 Board Members

Executive Board	
President	Adriane Ridder
1st Vice President	Karrie Dominguez
2nd Vice President	Laura Alvarado
Secretary	Vanessa Prario
Treasurer	Kristine Timm / Shelly McNeely
Ways & Means	Maryruth Wilson
Appointed Positions	
Advertising Coordinator	Sheri Eramo
Ambassador Coordinator	
Block of the Month Coordinator	Adriane Ridder / Shelly McNeely
Challenge Quilt Coordinator	Vanessa Prario
Door Prize Coordinator	Tina Sandoval
Fabric Exchange	Tawnya O'Herron
Facility Coordinator	Laurie Gonzalez
Friendship Group Coordinator	Paula McGaugh
Hospitality Hostess	Laurie Gonzalez
Internal Auditor	Tina Sandoval
Summer Fundraiser Event	Dru Farrell
Librarian	Paula McGaugh
Market of the Mist Coordinator	Laura Alvarado
Membership Chair	Dorothy Ray
Merchandise Coordinator	Karrie Dominguez
Monthly Mini Coordinator	Kathy Cagle
Newsletter Editor	Kristine Timm
Opportunity Quilt Chair	Gloria Bachmann
Opportunity Quilt Marketing	
Parliamentarian	Charlotte Carpentier
Pet Bed Coordinator	Ellen French
Philanthropy Chairs	Ellen French / Lynn Korito / Ida Colvin
Publicity & Public Relations	Carol Nanfito
President's Quilt	Shirley Brown
Quilt Show Chair	Tamara Kope
Quilt Show Assistant	
Quilt Show Auction	Tamara Kope
Retreat Coordinators	Tawnya O'Herron / Mary Ann O'Herron
SCCQG Representative	Laurie Gonzalez
Social Media Coordinator	Carol Nanfito
Website Coordinator	Michelle Clark
Workshop Coordinator	Paula McGaugh

Monthly Meeting Reminders



Woohoo...door prizes are back! Let's celebrate July, August and September birthdays this month.

For those August birthday members who brought a snack to our August philanthropy sew-in...Thank You! You do not need to bring in a snack. Thank you for helping to keep us fueled and moving forward.

Snacks & Door Prizes

Birthday Month	Bring Door Prize	Bring Snack	Monthly Program
January	yes (plus Nov-Dec)	yes (plus Dec)	Speaker
February	yes	yes	Speaker
March	yes	yes	Speaker
April	yes	yes	Speaker
May	yes	yes	Speaker
June	yes	yes	Speaker
July	no (bring in Sep)	no (bring in Aug)	Summer Fundraiser
August	no (bring in Sep)	yes	Philanthropy Sew
September	yes (plus Jul-Aug)	no (bring in Oct)	Guild Birthday Party
October	yes	yes (plus Sep)	Speaker
November	no (bring in Jan)	yes	Philanthropy Sew
December	no (bring in Jan)	no	Holiday Party/Potluck

Monthly Programs & Room Set-Up

Program	Jan	Feb	Mar	Apr	May	Jun	Jul	Aug	Sep	Oct	Nov	Dec
Program	Speaker	Speaker	Speaker	Speaker	Speaker	Speaker	Summer Fundraiser	Philanthropy Sew In	Challenge Quilt	Speaker	Philanthropy Sew In	Holiday Party
Block of the Month	yes	yes	yes	yes	yes	yes	no	no	yes	yes	no	no
Challenge Quilt	yes	yes	yes	yes	yes	yes	no	no	yes	no	no	no
Door Prizes	yes	yes	yes	yes	yes	yes	no	no	yes	yes	no	no
Fabric Exchange	yes	yes	yes	yes	yes	yes	no	no	yes	yes	no	no
Library	yes	yes	yes	yes	yes	yes	no	no	yes	yes	no	no
Market of the Mist	yes	yes	yes	yes	yes	yes	no	no	yes	yes	no	no
Merchandise Table	yes	yes	yes	Yes	yes	yes	no	no	yes	yes	no	no
Monthly Mini	yes	yes	yes	yes	yes	yes	no	no	yes	yes	no	no
Opportunity Quilt	yes	yes	yes	yes	yes	yes	no	no	yes	yes	no	no
Philanthropy	yes	yes	yes	yes	yes	yes	no	no	yes	yes	no	no
Refreshments	yes	yes	yes	yes	yes	yes	no	yes	yes Guild Birthday Cake (guild provides)	yes	yes	yes Members Potluck
Show and Tell	yes	yes	yes	yes	yes	yes	no	no	yes	yes	no	no

Please Support Our Advertisers and Sponsors

Looking to Sell?
WE HAVE BUYERS.



BERKSHIRE HATHAWAY
HomeServices
California Properties



DISCOVER YOUR HOME'S VALUE

Our exclusive partnership with Buyside allows me to pull information from a multitude of real estate websites to match prospective buyers to your home. Real-time data, combined with my expert knowledge of the local market will aid me in pricing your home accurately and effectively to attract active buyers.

When you're ready for a more in-depth look, let me put my expertise to work for you. I can provide a more detailed home value by reviewing neighborhood trends, current and past sales and the overall condition of your home.



CONTACT ME TO SET UP A TIME TO MEET.

**Adam
PIERSON**
(951) 733-4468
DRE Lic. #02008956
Adam.Pierson@bhhsocalproperties.com

**Adriane
RIDDER**
(626) 893-5647
DRE Lic. #02008957
Adriane.Ridder@bhhsocalproperties.com



BERKSHIRE HATHAWAY
HomeServices
California Properties

©2019 BHHS Affiliates, LLC. An independently owned and operated franchisee of BHHS Affiliates, LLC. Berkshire Hathaway HomeServices and the Berkshire Hathaway HomeServices symbol are registered service marks of HomeServices of America, Inc.® Equal Housing Opportunity. Information not verified or guaranteed. If your home is currently listed with a Broker, this is not intended as a solicitation.

I'd Rather Be Quilt'n
Cell -951-551-7985
Ruth A. O'Neill

Long-Arm Machine Quilting
Custom/Pantographs
Professional Quality Work
40+ Years Sewing Experience

Phone: 951-699-4887 Temecula, CA

Smoke-Free Environment





Elaine's Nifty Needle

**Longarm Quilting -
custom and
edge-to-edge
Fast turnaround**


Elaine Giometti

417-230-1756
cegiometti@verizon.net

1469 Camino Sueno
Hemet, CA 92545

EXTRA WIDE QUILTING FABRICS BY THE YARD

Fantabulous Backs



Kimberbell
Alessia
Bella Suede
Batiks
Kaffe/Tula
Henry Glass and Co
Patriotic
Riley Blake
And many more!

**Call me @
619-804-6062**

Check out our website: fantabulousbacks.com



Temecula

**The Heart of Southern California
Wine Country**

Please Support Our Advertisers and Sponsors



**GRAND
COUNTRY
QUILTS**

-where *Primitive* meets Modern-

Visit us at 801 and 823 Grand Ave in San Marcos
www.grandcountryquilts.com ph 760.471.1114

**To Advertise in this
Newsletter
Please Contact:
Sheri Eramo**

Reminders

Our Meeting Times and Locations

General Meetings

Second Tuesday of the month
6:30 pm social; 7:00 pm meeting
30875 Rancho Vista Rd Temecula, CA

Everyone Welcome!

Board Meetings

Monday following General Meeting
6:30 pm
BHHS CA Properties
31685 Temecula Pkwy
Temecula, CA

Valley of the Mist Quilters Guild

27275 Ynez Rd. #435
Temecula, CA 92592

Newsletter Editor: Kristine Timm (krtimm@gmail.com)

Website Co-ord.: Michelle Clark (votmq@yahoo.com)

<http://www.valleyofthemistquilters.com>

[Follow us on Facebook](#)



MISSION STATEMENT

Formed in 1990, Valley of the Mist Quilters Guild is a non-profit charitable, educational and social organization in the Temecula Valley. We promote the knowledge of, and appreciation for, all aspects of quilting and fiber arts with an active philanthropy program.