




Baste & Banter

This Month's Happening

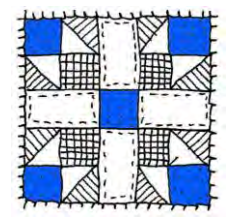
Inside This Issue	
This Month's Happening	1
President's Page	2
2022 Guild Program Presenters	3
Block of the Month	4
2022 Quilt Show	5
Quilt Auction Form	6
Quilt Show Display of Personal Quilts Form	7
Quilt Show Boutique Donation Form	8
Quilt Show Shop Hop	9
Philanthropy	10
September Birthdays	10
Opportunity Quilt	11
Fabric Exchange	11
Market of the Mist	11
Guild Etsy Shop	12
Notice	12
For Sale	12
2022 Board Members	13
Snacks & Door Prizes	14
Monthly Programs & Room Set-Up	14
Please Support Our Advertisers and Sponsors	15
Reminders	16



Challenge Quilt Black and White and a little **Bright!**

- Bring your quilt EARLY to the meeting so I can have it hung before 6:30.
- Place a label with your name on the back but cover it with painter's tape or fabric. Voting must be anonymous.
- I will collect the quilts after the meeting and hold them for the October Quilt Show where they will be on display. You may pick up your quilt after 4:00 that day. Any quilts not picked up will be brought to the November meeting.
- Those members attending the September meeting will be voting on the quilts they feel best meet the criteria for the challenge.
- Gift cards from Sew Treasured and Between Stitches in the amounts of \$75, \$50 and \$25 will be awarded for 1st, 2nd and 3rd place.

Please call, text or email me with any questions
 Vanessa Prario
 (909)615-4096
vlprario@gmail.com




HAPPY BIRTHDAY

On September 12th, we will celebrate the **32nd year** of Valley of the Mist Quilters Guild.

Our meeting will feature our annual Challenge Quilt contest, which this year is Black and White and a Little Bright. See everyone's interpretation of this theme and vote for your favorites.

While you are enjoying the quilts, enjoy some birthday cake. All of our regular guild activity tables are back after summer break...so bring \$\$ for merchandise table & monthly mini and be sure to check out block of the month, strip club, philanthropy projects, door prizes, show & tell and much more.



Come & celebrate with us! Bring a guest!

Don't forget to bring your Show & Tell items!

President's Page

Hello everyone,

Summer is almost over – so that means Quilt Show preparation is a fever pitch. I know I am bust sewing on bindings and making small items for the boutique. I hope everyone plans to show at least one quilt in the quilt show. The other exciting thing right now is that September is our birthday month! We turn 32 this month and we are looking good for our age. In September, in addition to celebrating our birthday, we also have the showing of our challenge or mystery quilts. This year it is a challenge quilt that was dreamed up by our guild secretary – Vanessa Prario, Black and White and a Little Bright. If you haven't started your quilt – you still have a week to get it done! I love doing these challenges, it always makes me try something new. I love looking at all the entries – we all interpret these challenges differently and I get to see the amazing variety up close. This year should be no exception. Please check out Vanessa's article in this newsletter – she has some specific instructions for what needs to be on the back of each entry.

I have a couple of reminders for everyone – don't forget to bring your auction quilts (each must have a form with it—the forms are on the website or in this newsletter.) Don't forget to bring boutique items you have completed – with a form. These items are due no later than September 24th, but they appreciate getting items earlier – you can always turn in more on the due date.

Thanks for all the hard work at the philanthropy sew-in. If you took home items to finish, please bring them back when your part is done. The quilt tops had binding in the package – if you are just completing the top – don't forget to keep the binding fabric with the top when you turn it in.

Finally, I want to give everyone an early warning that we are going to have to temporarily change the location of our general meeting. The first month we are moving is October. The meeting on October 11th – with our special guest speaker Krista Moser – will be at the SRCAR offices in Murrieta, located at 26529 Jefferson Ave. It is just a couple of blocks from the Sew Treasured Quilt Store. It has great parking and plenty of room to hold our meeting. Don't go there this month – this is for October. We are still making arrangements for other meetings, but don't worry, we will keep you updated.

Hope to see you all at the meeting.

Adriane Ridder
VOMQG President

Next Meeting

Tuesday, September 13th
6:30, Social Time
7-9 Meeting

2022 Guild Program Presenters

Susy Nash Jan 11, 2022 Lecture: Value of Colors, Shading for Depth & Dimension; Jan 12, 2022 Workshop: The Teeny Tiny Featherweight #5

Susy has been a certified Laura Heine Instructor since 2018. Prior to that she was working in the healthcare field, but her love of quilting and creativity drew her to train as a Laura Heine instructor. In 2019, soon after finishing her training, she received a call from Laura herself asking if she would be able to teach in Costa Mesa, California. Susy was terrified but she did it and it went very well. That was the start of her teaching career. Since then, she has been off and running. She teaches several classes and workshops.

Carrie Wilson Feb 8, 2022 Speaker: Fantabulous Backs

Carrie has a huge assortment of color choices and fabrics from designers like Kim Diehl, Lori Holt and Kaffe Fassett; she will have available for purchase. She will share her knowledge to help give options for your next quilt. Please visit her website at fantabulousbacks.com.

Shelley Swanland Mar 8, 2022 Lecture: Cathedral Windows and Beyond Trunk Show; Mar 9, 2022 Workshop: Cathedral Windows Sampler

Shelley has been involved in quilting and embroidering since the 70's. In the late 90's she developed a technique for Cathedral Window quilts done entirely by machine. She has published two books and appeared on Simply Quilts and has had work featured in McCall's Quilting, Quiltmaker, and The Quilter. She has designed quilts for RJR Fashion Fabrics and Robert Kaufman Fabrics.

Lyn Brown Apr 12, 2022 Lecture: Modern + Traditional: Moditionals;

Apr 13, 2022 Workshop: T-shirt Quilt

Lyn Brown has been teaching quilting for more than 20 years. In 2000, she joined the faculty of North Orange County Community College District. Lyn taught five quilting classes a week for the college district, reaching over 200 students. Her projects came fast and furious, including swaps, mysteries, reproduction, and contemporary with a little bit of art thrown in. Her lecture, Modern and Traditional: Moditional Quilts, explores the modern movement in quilt making with an eye on tradition. There are many hallmarks of modern quilts. The Workshop will show you all the tricks of stabilizing, settings, and borders.

Linda & Carl Sullivan May 10, 2022 Lecture: Got Colour? The Color Lecture;

May 11, 2022 Workshop: Colour Bugs and Curves!

Two techniques in one class! First, Linda will guide you through her liberating and fancy free slash 'n sew technique while making cute colour bugs blocks – no ¼" seams to follow and no rules. Next, she'll guide you through sewing perfect curves with her handy tips and tricks - you're guaranteed to conquer your fear of sewing curves with no tears. Both techniques come together in one class while making this cute ladybug quilt!

Dru Farrell Jun 14, 2022 Speaker: My Journey to Sew Treasured

Dru will share her quilting industry knowledge to help give options for your next quilt. Please visit her store at 26855 Jefferson Ave, Unit D, Murrieta, CA 92562 and the website at www.sewtreasuredquiltshop.com.


Krista Moser Oct 11, 2022 Lecture: Diamonds are a Quilter's Best Friend;

Oct 12&13, 2022 Workshop: Bumblebee Blossoms

Krista tells her story; how she started very young and went on to design her own quilts and patterns. She typically works in design concepts and color theory while showing different quilts. She loves to do Q&A if there's time! It's always a crowd-pleaser.

Cindee Ferris Nov 8, 2022, Speaker: Quilting Life and Between Stitches

Cindee will talk with us about her wonderful store and anecdotes from her sewing journey. Please visit her store at 28780 Old Town Front St Suite #A2, Temecula, CA 92590 or online at <https://www.between-stitches.com>



Block of the Month

Block of the Month 2022: Block #9

To get started, here are the fabrics you need: your focus fabric, two coordinating fabrics based on the colors in the focus fabric, and a white fabric. Pick ones that contrast with each other. Remember, all our blocks end up 12.5" X 12.5" (a 12" finished block.) These blocks are not due until October.

Also, the Guild's website and Facebook page should have a post directing you to the YouTube instructions for this block.

Cut list -- For one block:

Fabric 1 (coordinating fabric 1-blue in photo) – Two 4" squares & One 4.5" square – sub-cut 4.5" piece on both diagonals as in photo 2

Fabric 2 (coordinating fabric 2- green in photo) – Four 4" squares






Fabric 3 (white fabric) – Four 4" squares

Fabric 4 (focus fabric) -- One 4½" square –sub-cut on both diagonals as in photo 2

Assembling the block: Use a quarter inch seam – press seams open:

When choosing fabric placement for this block – either the focus fabric or coordinating fabric 1 can be in the center – it is your choice. The photo above has my coordinating fabric 1 in the center. You can also choose which way your inner pinwheel rotates. That will come up later, but it changes if you turn the inner squares.

- With the focus fabric and fabric 1 triangles, pair them up – one of each. Match corners at the 90 degree angle keeping fabric placement the same for each pair. Sew this seam and press seams open – see photo 3.
- Take two of your squares of fabric 2 and cut on one diagonal. Place one of these triangles against the hypotenuse of the units we just finished (photo 4.) Sew together at this seam and press open. Stack several of these units – alternating the orientation to keep them somewhat level. With a ruler at least 4" square, set it on top of the stack, make sure they are at least 3.5" square, then align it with two adjacent edges and trim off flags and uneven edges. Turn the squares and repeat on the other two sides. See photos 5 & 6.
- Next, we make half-square triangles. On the wrong side of your white fabric squares draw a diagonal line between two corners. Pair each white square with a square of coordinating fabric, right sides together. Sew each of these pairs together by sewing a quarter inch seam on each side of your diagonal lines. Cut each set into two by cutting on the drawn line. Press open seams.
- Stack several of the half square-triangle units – alternating the orientation as before. Trim off flags and uneven edges as we did before – they should be at least 3.5" square.
- Refer to the final block and arrange all the pieces so they roughly match the look of the final block. As mentioned earlier, you can change the look by turning the orientation of the center four units. Make sure your half square triangles are oriented so the fabric two pieces form a diamond. The fabric one half-square triangles will either have fabric one next to the focus fabric or to fabric one. The photo in the video link shows the two different looks. Sew each row together, and press the seams open. Lay out rows to make sure everything was sewn in order. Sew the four rows together to make the final block. For these rows, match the centers of each row – it isn't as important if the other seams match. Press to lay flat.
- Now to square it up. Use your 12.5" X 12.5" square up ruler, place it over the block. Make sure there is fabric under all parts of the ruler and trim to 12.5" X 12.5".



[Link to YouTube Video](#)

2022 Quilt Show

The Quilt Show Committee wants MORE!

More quilts for the outdoor display. Fill out the "Display of personal quilts" form in the newsletter and give to Rita Dominguez. She'll figure out where to hang your quilts on quilt show day.

More quilts for the auction. Fill out the "Quilt Show Auction" form and attach to your quilt. Please bring your auction quilts to the guild meeting on September 13th. If you can't make it to the meeting, we can pick up your auction quilt. The drop-dead date for auction quilts is September 16th.

More items for the boutique. Bring your hand-crafted items to the guild meeting along with the Boutique Donation form. If you can't make it, call us and we'll arrange to pick up. Call Sandie Hairgrove for details.

More volunteers on Quilt Show day. We'll have a sign-up sheet at the guild meeting. We need people to help with the auction and boutique, and to be on the streets of Old Town to answer questions and watch the quilts.

Please be generous with your time and donations. This is a major event for the guild and draws hundreds of visitors from all over Southern California.

Happy Quilting
The Quilt Show Committee



Quilt Show Boutique Needs Donations!!!



Thank you to all who brought in items at the August guild meeting. If you took home kits to make wine coasters and/or wine gift bags, please bring the finished products to the September Guild meeting. Please help us stock our boutique on Saturday, October 1st.

We would be delighted if all Guild members would . . . look through your stash of fabrics and create at least one fabric or fiber related item, such as a small quilt, wall hanging, table runner, apron, duffle bag, bags, shopping tote, zippered pouches, cosmetic bags, pillowcases, or Christmas stockings, etc. Multiple items are greatly appreciated! We also received some slightly used quilt books and patterns that will be sold at the boutique.

We have included a Quilt Show Boutique Donation sheet for you to list your items and designate if you are requesting a rebate of 50% of the sale to cover your costs.

Please turn in your items with the donation form at the September guild meeting.

The FINAL DUE DATE has been changed to September 24th as all items need to be inventoried and prepared for sale.

We are also looking for 5 volunteers to help with the boutique on the day of the Quilt Show. If you have any questions, please contact Sandie Hairgrove. Thank you in advance for ALL your efforts.

OLD TOWN TEMECULA OUTDOOR QUILT SHOW

QUILT AUCTION FORM

Use a separate form for each quilt

If this is a group quilt, please list group name and individual names of all who participated.

PLEASE PRINT AND BE SURE ALL INFORMATION IS COMPLETE & ACCURATE

Quilter(s) Name(s): (if multiple quilters, list contact person first)

Contact Phone _____ Contact email that you check regularly _____

Name of Quilt to be auctioned (Required) _____

Dimensions: (more than 200" perimeter) _____ Pattern: _____

Check all that apply to this quilt:

____ Throw ____ Twin ____ Double/Full ____ Queen ____ King ____ Hand pieced ____ Machine pieced
____ Hand quilted ____ Hand appliquéd ____ Machine appliquéd ____ Machine quilted by _____ (name)
____ Vintage (Date: _____)

Additional details (25 words or less)

Reserve Amount, if any: \$ _____

PLEASE read and sign the following:

I understand that this reserve amount means that if bidding does not reach this amount, the item will be returned to me, unsold. I understand that I may elect to receive 50% of the proceeds of the sale of this item or I may elect to donate 100% of the proceeds of its sale to the Guild. I understand that the Guild may choose to donate all or part of the proceeds to a charity or charities selected by the Quilt Show Committee. I choose the following option:

_____ receive 50% of the proceeds - Please note: For payment of \$600 or more, a 1099 will be issued. A signed W-9 including your Social Security number will be required prior to payment for those receiving \$600 or more.

_____ Donate 100% of the proceeds to Valley of the Mist Quilters Guild.

Signed: _____ Date _____

VALLEY OF THE MIST QUILTERS GUILD THANKS YOU FOR YOUR GENEROSITY

OLD TOWN TEMECULA OUTDOOR QUILT SHOW

October 1st, 2022

DISPLAY OF PERSONAL QUILTS

You will be hanging your quilts at your assigned location on the morning of the show
BEFORE 10am.

PLEASE PRINT AND FILL IN COMPLETELY – FORMS ARE DUE AT SEPTEMBER MEETING

For Mail-In Registration (mail to: Rita Dominquez, 40101 de Portola Road, Temecula CA 92592)

Quilter's Name: _____

Address: _____

Phone: Home _____ Mobile _____

Email that you check regularly _____

Number of quilts you wish to display in each category: _____ Wall/Baby _____ Lap/Throw _____

Twin _____ Full / Double _____ Queen _____ King _____ TOTAL _____

Friendship Group (if applicable) _____

Location preference ** _____

**Please note we cannot guarantee this location

***You can prevent damage to or theft of your quilts by hanging a clean sheet behind any quilt you display
and by not leaving your quilts unattended during the show.***

Please read and acknowledge the following:

I understand that I alone am responsible for the safety and condition of any quilts I display in the Old Town Temecula Outdoor Quilt Show. I agree to hold harmless the Valley of the Mist Quilters Guild in the event of any damage to or theft of my property. I further understand that both the Guild and show attendees will probably photograph my quilt(s), as the quilt(s) will be hanging in a public place. I hereby grant permission to the Valley of the Mist Quilters Guild to publish any photographs of my work displayed in this show for non-commercial use.

Signed: _____ Date: _____

VALLEY OF THE MIST QUILTERS GUILD THANKS YOU FOR YOUR PARTICIPATION

VALLEY OF THE MIST QUILTERS GUILD

QUILT SHOW BOUTIQUE DONATIONS

OCTOBER 1, 2022

*** Please PRINT ***

Name: _____

Address: _____

Cell: _____ Home: _____ Email: _____

Please list all the donated items and READ and SIGN at the bottom.

Description	Quantity – if same	Min Price	50% Rebate Y/N
1.			Y/N
2.			Y/N
3.			Y/N
4.			Y/N
5.			Y/N
6.			Y/N
7.			Y/N
8.			Y/N
9.			Y/N
10.			Y/N

Attach additional sheet if necessary.

I understand the item(s) will not be sold for less than the minimum price if one is designated. The boutique and/or the quilt show committee may set the price if I do not designate one. I understand I may elect to receive back 50% of the sold item price OR I may donate 100% of the sale price to the Guild. I understand the Guild may then choose to donate all or part of the proceeds to charities selected by the Quilt Show Committee.

NOTE: For payment made to contributors of \$600 or more, the Guild will issue a required 1099 IRS form. A signed W-9 including your tax ID number will be required prior to payment of those receiving \$600 or more from the Guild.

Thank you for your support and generosity to the Guild and its chosen charities.

Signature: _____ Date: _____

Outdoor Quilt Show Shop Hop



**Friday, September 30 &
Saturday, October 1, 2022
10 a.m. - 5 p.m.**

Grand Prize *

Gift Basket of Fabric & Quilty Goods
Valued at Over \$300

* Pick up a passport at any participating shop either day of the Quilt Show Shop Hop

-Participating Shops-



28780 Old Town Front Street A2/A3



26855 Jefferson Ave, Suite D

Moore's

26490 Ynez Rd, Suite F & G

Philanthropy

PHILANTHROPY NEWS

Huge thanks to all of you who turned out for the August general meeting, which is dedicated to a Philanthropy Sew In. We got some bibs and burp cloths done, some stocking fronts, and a bunch of baby quilts started. There are still plenty of bib and burp kits available.

Philanthropy met again this month in the classroom of Sew Treasured Quilt Shop (Thank you Dru Farrell!) and continued to work on various philanthropic projects. We have several quilts that need binding. **We will be meeting back at the Assistance League for our September Philanthropy Work Day.**

Lynn Korito delivered about 65 pillowcases to the good people at Oak Grove Center in Murrieta, and will deliver a load of goods up to March Air Reserve Base for our vets after we meet in September. **September will be, once again, Veteran's Underwear Month: men's underwear (all sizes, briefs, boxers, boxer-briefs), men's T-shirts (all sizes), and men's socks.**

We are holding on to all philanthropy quilts until after the quilt show, as we will display them first and then deliver.

A quick reminder of what kinds of quilts we need for philanthropy: kids' quilts (not necessarily twin-size quilts, although those are welcome, but largish lap size are great), for both boys and girls of all ages; baby quilts (infants and crib sizes), and twin bed size quilts for men and women (**minimum 64" x 80", longer and/or wider are fine**) veterans. Remember: if it's a boy's or man's quilt, please avoid pinks and florals. If it's a baby quilt, please use baby prints or pastels. For fosters, **please avoid prints that reference mommy, daddy, family.**

As always, thank you for your help!
Ellen, Lynn and Ida, Philanthropy

September Birthdays



September Birthdays	
Kristine Timm	Sep 2
Linda Evans	Sep 3
Debbie Haar	Sep 5
Valerie Rogers	Sep 5
Dene Ryan	Sep 5
Johanna Colvin	Sep 9
Michelle Clark	Sep 10
Laura Alvarado	Sep 17
Kathleen Casas	Sept 24
Dorothy Ray	Sep 26
Julie Nims	Sep 29



Opportunity Quilt

I want to give a big thank you to Cindee Farris for allowing us to use Between Stitches as a location to sell opportunity quilt tickets during the July quilt run; another thank you to all the guild members who volunteered to take a shift selling tickets; then another gigantic thank you to Laurie Gonzalez for scheduling the shifts, setting up and taking down the quilt each week of the run while I was out of town. We sold a lot of tickets. Yeah!!

Remember that the September meeting is the last meeting for you to turn in your opportunity quilt tickets. Start searching for that safe place where you put your tickets last year and turn them in with your money at the next meeting. Quilt show day can be chaotic so don't wait until the last minute to get them in.

I also need one or two people to sell opportunity quilt tickets at the quilt show from about 9:30 until 2. At about 2 pm I take the quilt to the auction area to sell the last few tickets before the winner is drawn.

See me at the meeting.

Gloria Bachmann



Fabric Exchange

Hi Everyone!

The monthly Fat Quarter Exchange will start up again in September!

September - Colors of Autumn - **Green, Gold, Red, Yellow, Brown**

October - Neutral Colors - **Black, White & Grey**

November - **Christmas Fabric**

Tawnya

Market of the Mist

This is the time to go through your stash! Do you have wonderful items and fabric you have never used? Have you ever said to yourself "why did I buy this?" Well these are the items we want you to bring to the Market of the Mist, simply put a sticker with a suggested price and bring it to us to sell. Check with us at end of night to take home whatever is left, that's it! 100% proceeds go to the guild, and members walk away with new treasures! Our next sales night is this month in September. Happy hunting!

Guild Etsy Shop

The Guild now has an Etsy shop called MarketOfTheMist – you must type it as all one word. Here is a link to the shop: https://www.etsy.com/shop/MarketoftheMist?ref=usf_2020

You also can click on the guild logo (to the right) and it will take you to the shop.



In this shop we are selling items the guild has acquired either through donation or purchase. This is a fund-raiser for the guild, hopefully it will take the place of our June fund-raiser. Currently my sisters (Kristine Timm & Shelly McNeely) and I are running the shop, but eventually, if it seems sustainable, this will become a position in the guild.

As a member benefit, current members in good standing (that means your dues are paid) can get a 20% discount on items still available. If you are a member and want to purchase an item, let me or Kristine – she is listed as the shop owner on the Etsy site, know exactly what you want. The item will be put on hold, and I will bring it to the next guild meeting. If you are not able to complete the purchase at that time, it will go back active on Etsy. Arrangements can be made to pick it up at my house sooner if desired. There will be no shipping of these discounted purchases and we must collect sales tax on all items.

Notice



Fabric giveaway at Edna Wright's house

When: Saturday Sept 10th from 10 am to 1 pm
Where: 24896 New Clay St, Murrieta, CA 92562

Please bring your own bags!

For Sale

Elna Expressive 920 computerized sewing machine in pristine condition. Just serviced by Elna dealer. Approx 5 years old and hardly used. Similar machines now sell anything from \$7k upwards. Complete with carrying case, embroidery cartridge, 4 hoops, box of feet and accessories and much more. Asking \$3000 and will consider serious offers. Contact Brenda Hartley 415-246-0642 or bhartley@ushartley.com



2022 Board Members

POSITION	NAME	
<u>Elected Positions:</u>		
PRESIDENT	Adriane Ridder	
1st VICE PRESIDENTS	Laura Alvarado	Karrie Dominguez
2nd VICE PRESIDENT	Dene Ryan	
SECRETARY	Vanessa Prario	
TREASURER	Shelly McNeely	Kristine Timm
WAYS and MEANS	Maryruth Wilson	
PAST PRESIDENT	Shirley Brown	
<u>Appointed Positions:</u>		
ADVERTISING COORDINATOR	Sheri Eramo	
AMBASSADOR COORDINATOR	Marlene Oaks	
BLOCK OF THE MONTH COORDINATORS	Adriane Ridder	Shelly McNeely
CHALLENGE QUILT COORDINATOR	Vanessa Prario	
CORRESPONDENCE SECRETARY	OPEN	
DOOR PRIZE COORDINATOR	OPEN	
FABRIC EXCHANGE	Tawnya O'Herron	
FACILITY COORDINATOR	Laurie Gonzales	
FRIENDSHIP GROUP COORDINATOR	Paula McGaugh	
HOSPITALITY HOSTESS	Laurie Gonzales	
INTERNAL AUDITOR	Janice Emmerson	
JUNE FUNDRAISER EVENT	OPEN	
LIBRARIAN	Paula McGaugh	
MEMBERSHIP CHAIRS	Elaine Giometti	Dorothy Ray
MERCHANDISE COORDINATOR	Karrie Dominguez	
MONTHLY MINI COORDINATOR	Vanessa Prario	
NEWSLETTER EDITOR	Kristine Timm	
OPPORTUNITY QUILT CHAIR	Gloria Bachmann	
OPPORTUNITY QUILT MRKTG	OPEN	
PARLIAMENTARIAN	Charlotte Carpentier	
PET BED COORDINATOR	Ellen French	
PHILANTHROPY CHAIRS	Ellen French	Lynn Korito Ida Colvin
PUBLICITY & PUBLIC RELATIONS	OPEN	
PRESIDENTS QUILT	Shirley Brown	
QUILT SHOW CHAIR	Maryruth Wilson	
QUILT SHOW ASSISTANT	Tamara Kope	
RETREAT COORDINATORS, 2022	Tawnya O'Herron & Mary Ann O'Herron	
RETREAT COORDINATOR, 2023	Tawnya O'Herron & Mary Ann O'Herron	
SCCOG REPRESENTATIVE	Dene Ryan	
SOCIAL MEDIA COORDINATOR	Carol Nanfito	
SHOW & TELL COORDINATOR	OPEN	
WEBSITE COORDINATOR	Michelle Clark	
WORKSHOP COORDINATOR	Laurie Gonzales	

Snacks & Door Prizes

Birthday Month	Bring Door Prize	Bring Snack	Monthly Program
January	yes (plus Dec)	yes (plus Dec)	Speaker
February	yes	yes	Speaker
March	yes	yes	Speaker
April	yes	yes	Speaker
May	yes	yes	Speaker
June	yes	yes	Speaker
July	no (bring in Sep)	yes	Quilters "U"
August	no (bring in Sep)	yes	Philanthropy Sew
September	yes (plus Jul-Aug)	no (bring in Oct)	Guild Birthday Party
October	yes	yes (plus Sep)	Speaker
November	yes	yes	Speaker
December	no (bring in Jan)	no	Holiday Party/Potluck

Monthly Programs & Room Set-Up

	Jan	Feb	Mar	Apr	May	Jun	Jul	Aug	Sep	Oct	Nov	Dec
Program	Speaker	Speaker	Speaker	Speaker	Speaker	Speaker	Quilters University	Philanthropy Sew In	Challenge Quilt	Speaker	Member Showcase	Holiday Party
Block of the Month	yes	yes	yes	yes	yes	yes	no	no	yes	yes	yes	no
Challenge Quilt	yes	yes	yes	yes	yes	yes	no	no	yes	no	no	no
Door Prizes	yes	yes	yes	yes	yes	yes	no	no	yes	yes	yes	no
Fabric Exchange	yes	yes	yes	yes	yes	yes	no	no	yes	yes	yes	no
Library	yes	yes	yes	yes	yes	yes	no	no	yes	yes	yes	no
Market of the Mist	yes	yes	yes	yes	yes	yes	no	no	yes	yes	yes	no
Merchandise Table	yes	yes	yes	yes	yes	yes	no	no	yes	yes	yes	no
Monthly Mini	yes	yes	yes	yes	yes	yes	no	no	yes	yes	yes	no
Opportunity Quilt	yes	yes	yes	yes	yes	yes	no	no	yes	yes	yes	no
Philanthropy	yes	yes	yes	yes	yes	yes	no	no	yes	yes	yes	no
Refreshments	yes	yes	yes	yes	yes	yes	yes	yes	yes Guild Birthday Cake (guild provides)	yes	yes	yes Members Potluck
Show and Tell	yes	yes	yes	yes	yes	yes	yes	no	yes	yes	yes	no

Please Support Our Advertisers and Sponsors

Looking to Sell?
WE HAVE BUYERS.



BERKSHIRE HATHAWAY
HomeServices
California Properties



DISCOVER YOUR HOME'S VALUE

Our exclusive partnership with Buyside allows me to pull information from a multitude of real estate websites to match prospective buyers to your home. Real-time data, combined with my expert knowledge of the local market will aid me in pricing your home accurately and effectively to attract active buyers.

When you're ready for a more in-depth look, let me put my expertise to work for you. I can provide a more detailed home value by reviewing neighborhood trends, current and past sales and the overall condition of your home.



CONTACT ME TO SET UP A TIME TO MEET.

Adam PIERSON
(951) 733-4468
DRE Lic. #02008956
Adam.Pierson@bhhsacproperties.com



Adriane RIDDER
(626) 893-5647
DRE Lic. #02008957
Adriane.Ridder@bhhsacproperties.com



BERKSHIRE HATHAWAY
HomeServices
California Properties

©2019 BHHS Affiliates, LLC. An independently owned and operated franchisee of BHHS Affiliates, LLC. Berkshire Hathaway HomeServices and the Berkshire Hathaway HomeServices symbol are registered service marks of HomeServices of America, Inc.® Equal Housing Opportunity. Information not verified or guaranteed. If your home is currently listed with a Broker, this is not intended as a solicitation.

I'd Rather Be Quilt'n
Cell - 951-551-7985
Ruth A. O'Neill

Long-Arm Machine Quilting
Custom/Pantographs
Professional Quality Work
40+ Years Sewing Experience

Phone: 951-699-4887


Temecula, CA

Smoke-Free Environment



EXTRA WIDE QUILTING FABRICS BY THE YARD

Fantabulous Backs



Kimberbell
Alessia
Bella Suede
Batiks
KaffeTula
Henry Glass and Co
Patriotic
Riley Blake
And many more!
Call me @
619-804-6062

Check out our website: fantabulousbacks.com

Elaine's Nifty Needle

Longarm Quilting -
custom and
edge-to-edge
Fast turnaround



Elaine Giometti

417-230-1756
cegiometti@verizon.net

1469 Camino Sueno
Hemet, CA 92545



**To Advertise in this
Newsletter
Please Contact:
Sheri Eramo**

Reminders

Our Meeting Times and Locations

General Meetings

Second Tuesday of the month
6:30 pm social; 7:00 pm meeting
Community Recreation Center
30875 Rancho Vista Rd
Temecula, CA

Everyone Welcome!

Exit the 15 Freeway at Rancho California Rd. and go East.
Go to Ynez Rd. and turn right.
Go to Rancho Vista Rd. and turn Left
The CRC is approximately 1.5 miles on the right-hand side.

Board Meetings

Monday following General Meeting
6:30 pm.
Rancho Meadows Club House
44501 La Paz Rd
Temecula, CA

Valley of the Mist Quilters Guild

27275 Ynez Rd. #435
Temecula, CA 92592

Newsletter Editor: Kristine Timm (krtimm@gmail.com)

Website Co-ord.: Michelle Clark (votmq@yahoo.com)

<http://www.valleyofthemistquilters.com>

[Follow us on Facebook](#)



MISSION STATEMENT

Formed in 1990, Valley of the Mist Quilters Guild is a non-profit charitable, educational and social organization in the Temecula Valley. We promote the knowledge of, and appreciation for, all aspects of quilting and fiber arts with an active philanthropy program.