




Baste & Banter



Lyn Brown has been teaching quilting for more than 20 years. In 2000, she joined the faculty of North Orange County Community College District. Lyn taught five quilting classes a week for the college district, reaching over 200 students. Her projects came fast and furious, including swaps, mysteries, reproduction, contemporary with a little bit of art thrown in.

In 2014, Lyn "retired" upon the birth of her first grandchild. Now she stitches up quilts for her own enjoyment and for publication in books and

magazines; and loves visiting guilds and meeting other quilters. Her lecture, *Modern and Traditional: Modern Quilts*, explores the modern movement in quilt making with an eye on tradition. There are many hallmarks of modern quilts. This lecture suggests some ways to add just a bit of modern to your work. Her workshop will show us how to shape, stabilize and embellish t-shirt quilts for a memorable quilt made with love.

Inside This Issue

| | |
|------------------------------------|-----|
| Meet Lyn Brown | 1 |
| President's Page | 2 |
| 2022 Programs | 3 |
| Block of the Month | 4&5 |
| Philanthropy | 6 |
| 2022 Retreat | 7 |
| News You Can Use | 8 |
| Fabric Exchange Market in the Mist | 9 |
| Challenge Quilt | 10 |
| Opportunity Quilt | 11 |
| Great items for Sale | 12 |
| Board Members | 13 |
| Room Set-up | 14 |
| Advertisers | 15 |
| Reminders | 16 |



Let's welcome our speaker and get to know her over good food, conversation and laughs! Please join us for a 4:30 dinner on the 12th at:

RJ's Sizzling Steer
41401 Kalmia St. in Murrieta.



Lyn's workshop will be held April 13 at a new location, Rancho Meadows, 44501 La Paz Road in Temecula.

Tuesday, April 12
6:30, Social Time
7-9 Meeting

President's Page



Hello everyone!

I hope you all had a wonderful March. I just returned from a trip to Norway and Iceland. Our trip was great, but I did have to miss the guild retreat and I am very sorry about that because I understand everyone had a good time. I am sure everyone there was very productive and hopefully we will get to see all those quilts soon at Show and Tell.

We have a great speaker this month – Lyn Brown. Since my sister Shelly and I do modern quilt blocks for the block of the month, I am eager to hear her talk on “Moditional” quilts and learn from her. On April 13, she will be teaching a workshop on t-shirt quilts. Since becoming president of the guild, the most frequent question I get is “Do you know someone who can make a t-shirt quilt for me?” I hope all of you quilters that are getting this same question have signed up for Lyn’s workshop, it sounds like she can answer all your questions about how to tackle this type of quilt. If you have done a t-shirt quilt in the past, please bring it this month for Show & Tell. That leads me to remind everyone to please bring their completed quilts to the meeting on April 12 so we can all see what you have been working on. I can’t wait to see if anyone has completed their cathedral window sampler from last month’s workshop.

Now I have a couple of reminders – please check out the page in the newsletter on upcoming workshops. The price of workshops through the guild is a bargain and one of the perks of being a guild member. Guild members get the first opportunity for spots at these workshops, but we do open it to non-members a month before any workshop. Don’t wait to the last minute to sign up as they sometimes fill up.

Also, don’t forget to bring any donations you have for US Vets – they are always looking for toiletry items and the deadline for baby quilts for the Mother’s Day Baby Shower is April 12 at the meeting. Please read the Philanthropy update for further information.

Hope to see you all on Tuesday!

Adriane Ridder
VOMQG President



www.vomqg.com - 02/11/2016

2022 Valley of the Mist Guild Program Presenters

Susy Nash

January 11, 2022

January 9, 2019

Susy has been a certified Laura Heine Instructor since 2018. Prior to that she was working in the healthcare field, but her love of quilting and creativity drew her to train as a Laura Heine instructor. In 2019, soon after finishing her training, she received a call from Laura herself asking if she would be able to teach in Costa Mesa, California. Susy was terrified but she did it and it went very well. That was the start of her teaching career. Since then, she has been off and running. She teaches several classes and workshops.

Lecture: Value of Colors, Shading for Depth and Dimension

Wednesday Workshop: The Teeny Tiny Featherweight #5



Fantabulous Backs

February 8, 2022

Speaker: Carrie Wilson

Carrie has a huge assortment of color choices and fabrics from designers like Kim Diehl, Lori Holt and Kaffe Fassett, she will have available for purchase. She will share her knowledge to help give options for your next quilt. Please visit her website at fantabulousbacks.com.



Shelley Swanland

March 8, 2022

March 9, 2022

Shelley has been involved in quilting and embroidering since the 70's. In the late 90's she developed a technique for Cathedral Window quilts done entirely by machine. She has published two books and appeared on Simply Quilts and has had work featured in McCall's Quilting, Quiltmaker, and The Quilter. She has designed quilts for RJR Fashion Fabrics and Robert Kaufman Fabrics.

Lecture: Cathedral Windows and Beyond Trunk Show

Workshop: Cathedral Windows Sampler



Lyn Brown

April 12, 2022

April 13, 2022

Lyn Brown has been teaching quilting for more than 20 years. In 2000, she joined the faculty of North Orange County Community College District. Lyn taught five quilting classes a week for the college district, reaching over 200 students. Her projects came fast and furious, including swaps, mysteries, reproduction, contemporary with a little bit of art thrown in. Her lecture, Modern and Traditional: Moditional Quilts, explores the modern movement in quilt making with an eye on tradition. There are many hallmarks of modern quilts. The Workshop will show you all the tricks of stabilizing, settings, and borders.

Lecture: Modern + Traditional: Moditionals

Workshop: T-shirt Quilt



Linda & Carl Sullivan


May 10, 2022

May 11, 2022

Two techniques in one class! First, Linda will guide you through her liberating and fancy free slash 'n sew technique while making cute colour bugs blocks – no 1/4" seams to follow and no rules. Next, she'll guide you through sewing perfect curves with her handy tips and tricks - you're guaranteed to conquer your fear of sewing curves with no tears. Both techniques come together in one class while making this cute ladybug quilt!

Lecture: Got Colour? The Color Lecture

Workshop: Colour Bugs and Curves!



Krista Moser

October 11, 2022

October 12&13, 2022

Krista tells her story, how she started very young and went on to design her own quilts and patterns. She typically works in design concepts and color theory while showing different quilts. She loves to do Q&A if there's time! It's always a crowd-pleaser.

Lecture: Diamonds are a Quilter's Best Friend

Workshop: Bumblebee Blossoms



Block of the Month

Block of The Month 2022: Block #4

To get started, here are the fabrics you need: your focus fabric, two coordinating fabrics based on the colors in the focus fabric, and a white fabric. Pick ones that contrast with each other. Remember, all our blocks end up 12.5" X 12.5" (a 12" finished block.) Use the block layout show to understand fabric placement.

Also, the Guild's website and Facebook page should have a post directing you to the YouTube instructions for this block.



Cut list -- For one block

Fabric A & D -1st coordinating fabric:

- Two 4" squares, cut into two pieces by cutting on the diagonal
- One 28" strip (the combined width of strips B, C & D should be between 5.75" and 6" & each strip at least 1.5" wide.)

Fabric B & E -2nd coordinating fabric:

- One 36" strip
- Two 4" squares, cut into two pieces by cutting on the diagonal

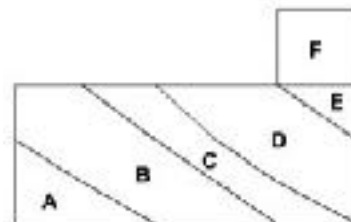
Fabric C - white fabric: One 38" strip

Fabric F - focus fabric: One 3.75" square

Assembling the block: Use a quarter inch seam

The first thing to do is to cut a 45° angle at one end of strips B, C, & D. You can do them one at a time or stack them as in photo 2.

- Start with strip D, place the hypotenuse of a triangle of fabric E so the tip extends ¼" above the 45° cut on fabric D. Sew together. Press to triangle. Trim by cutting a straight edge with the triangle right side up, under the top edge of the ruler. See photo 3 (yours may look reversed if you started with a 45° angle in the other direction.) Now take the next triangle and place it on the opposite edge of the strip. Repeat sewing on triangles as above, alternating sides of the strip and trimming after each addition.
- Next sew a triangle A to strip B following the same method as above. After completing these four units, there is an extra step. Use a ruler to measure over 5" from the left edge, trim off excess portion of strip B that extends past the 5" mark. (See photo 4.) Do this for each of the units. This makes the top corner of the rectangle.
- Now using strip C, place a D/E unit so tip of the hypotenuse of the unit extends ¼" above the 45° cut on fabric C. Sew together and then immediately place the next unit on against the same edge next to the first unit, overlapping the points ¼". Sew on and repeat with remaining two units. Press toward the strip. Trim as shown in photo 5. Be careful to have right sides up and start the trimming with the first unit sewn together. Triangle E of first unit should be above strips C & D on the left. Line up with the next unit and cut straight between the two units only cutting strip C. Repeat with the remaining three sections.



Block piece layout



Photo 2




Photo 3



Photo 4

Block of the Month

- Add the A/B units to the C/D/E units with A & E in opposite corners. Set pieces in front of you with A at the bottom left and E at the top right. This orientation is what we use in the next few steps. Flip the C/D/E unit on top of the A/B unit. Have the tip of C sticking above $\frac{1}{4}$ " and sew that seam. Repeat to get four rectangles.
- Press and return pieces to the same orientation as describe in last step. Trim the top and right side of each unit straight. See photo 6.
- Now with center piece F, align one corner of F with the top right corner of a rectangle (photo 7) and sew a partial seam along top edge from the corner to about halfway across the focus fabric square. Press to the rectangle. Align the next rectangle along the fully sewn edge, matching corner E to center square and sew. Press and repeat with last two rectangles. Finish the partial seam and press.
- Now to square it up. Use your $12\frac{1}{2}$ " X $12\frac{1}{2}$ " square up ruler, place it over the block. Make sure there is fabric under all parts of the ruler and trim to $12\frac{1}{2}$ " X $12\frac{1}{2}$ ".



Photo 5




Photo 6




Photo 7



Photo 8



YouTube instructions

Adriane Ridder & Shelly McNeely
Block of the Month Coordinators



Philanthropy

TWO DAYS TO REMEMBER:

- 1) **TUESDAY, APRIL 12.** This is the guild meeting date, and is our deadline for completed baby quilts for the Loma Linda VA Women's Program baby shower. If you can't make the cutoff, there's always next year's shower.
- 2) **SATURDAY, APRIL 30.** This is the philanthropy work day at the Temecula Valley Assistance League's meeting room on Via Montezuma in Temecula. 10am-3:30. Bring your lunch, hydration, your machine and general sewing supplies. If you are working on a philanthropy project, bring it! If you do not have a project and want one, we can definitely provide you with an easy kit.

Thank you to Gretchen Bryant, who bought us an entire bolt of black solid! You're a champ Gretchen! Mwah!

Thank you also to everyone who takes and completes work for philanthropy, whether it's a quilt top, or pillowcases, or quilting, or binding or donating items for the vets at March. There is such an unending need, and we can't make headway without your help.

We currently have several quilt kits ready to go, both children's as well as a bunch of Yellow Brick Road kits for adults, in addition to pillowcase kits.

We're designating April as **CLEAN SHAVE MONTH** for the vets: razors and shave cream. Thank you for whatever you can contribute. As always, we will accept whatever you bring, and we'll get it delivered.

Thank you for your help and giving hearts.
—Ida, Lynn & Ellen



2023 Retreat

Quilt Retreat 2023

- We have booked the Quilt Retreat next year, at Vina de Lestonnac, in Wine Country.

It will run from **March 24 - March 26, 2023.**

- We have 22 spots available; 2 spots for Day use.
- At the April 12th Guild meeting, we will have a sign up sheet and be handing out applications for 22 people who would like to attend.
- At the May 10th Guild meeting, completed applications and deposits will be collected from the first 22 people.
- The total fee is \$508 for a single occupancy room and \$358 each to share a double occupancy room.
- You will need to have a non-refundable \$50 deposit and you must be an active member to make a deposit and attend.
- If the retreat sells out, we will have a waiting list. If anyone cancels, we will let you know as soon as possible.
- All payments must be received by the Feb. 14, 2023 Guild meeting.
- We will also be able to have up to 2 day trippers. The day tripper fee is \$66 per day. If you would like to be a day tripper, you must make a non-refundable \$25 deposit, again you must be an active member to leave a deposit and attend.



The Quilt Show needs YOU!

It's full steam ahead for the Quilt Show on October 1st. There are a few openings on the committee that we'd love to fill.

Quilt Auction Assistant This person will assist Pat Jordan in collecting quilts for the auction, attending quilt show meetings as available, developing the auction "catalog", and assisting on Quilt Show Day in preparing for the auction and processing payments. It's a great job for someone new to the guild.

Quilt Show Display Assistant This person will assist Rita Dominguez in securing permission from Old Town merchants to display quilts, getting permits for our signage from the City, and working with our members to get quilts to display. Rita really knows the ropes but she could use some help.

Please consider volunteering for one of these jobs or just come to the next meeting to help out. **The next meeting is on April 15th at 10:00 at the Rancho Meadows Clubhouse at 44501 La Paz.**



"It is time to take an inventory of our Guild resources held by officers and members.

This would include a notation of what Guild materials, such as handbooks, etc, and property you might be storing on the Guild's behalf. If you have any such materials from the past or as part of your present duties, would you please notify me in writing or by email in order to create of listing of our resources. General information about what you might have is fine. Thank you for taking the time to help with this process.

Best regards,
Janice Emmerson, Internal Auditor

Amazon Smile program

Did you know that shopping on Amazon can generate money for the guild? It's easy and it won't cost you a cent! Just go to [Smile.Amazon.com](https://www.amazon.com/smile) and look for the button that will let you choose a charity. Pick "Valley of the Mist Quilters Guild". Then bookmark this site and go here EVERY time you shop on Amazon.

The guild will earn .05% of all your qualifying purchases. If this is confusing, give me a call and we'll walk through it together. This tiny percentage could really add up if we all do it!

Maryruth Wilson



Fabric Exchange

The Fat Quarter Exchange is a guild activity that is fun and totally voluntary. For each meeting, a theme is announced ahead of time in the newsletter, and if you would like to play, bring a fat quarter that matches the theme of that month. For every fat quarter you bring you will be given a ticket. At the end of the break, one (maybe two!) ticket(s) will be picked, and the lucky person(s) owning that ticket will go home with all the fat quarters brought in that night. Not only is it a nifty way to add to your stash, the fabric you go home with will all be of the same theme, and will be perfect for the beginning of a new project!

Thank you,
Tawnya

April - Spring Pastels
pink, blue, lavender, yellow, green



Market of the Mist



This past board meeting, members decided to try out a fundraiser to be held at the next general meeting, hopefully to raise money for the guild in lieu of the June fundraiser. For this month board members will bring items to sell with 100% of sales going to the guild. The idea for this, lovingly called “**Market of the Mist**” will be presented to the general membership for approval to continue. Bring money- checks, credit, debit accepted, and cash!

2022 Challenge Quilt

2022 CHALLENGE QUILT

After two long years without a guild challenge, lets get excited about bringing it back by expressing our creativity with this year's theme:



Black and White and a Little Bright!

Rules:

- Quilt must include predominately black and white fabrics with a lesser amount of a color fabric. Prints or solids may be used.
- Quilts of any size are acceptable but must contain a front, back and batting in between. Quilting can be either machine or by hand.
- Must be a new quilt created especially for this challenge
- Quilt may be pieced, appliqued or drawn. Art mediums may be used such as fabric paints, watercolor pencils or crayons/ink.
- Quilt may be an original design or made using a published pattern.
- Finished quilts will be displayed at the September meeting where members will vote for FIRST, SECOND & THIRD place winners.
- All entries will be displayed at the annual quilt show in Old Town in October.

If you have any questions,
please call or email
Vanessa Prario
vlprario@gmail.com
909/615-4096



Opportunity Quilt

In March, I took **Shakespeare in the Park**, our opportunity quilt, to the Beach Cities Quilt Guild meeting in Mission Viejo. A big thank you to **Nancy Sandoval** for driving and helping to sell tickets. There was a shop hop with six quilt shops participating in March. We had the quilt at Between Stitches for two Fridays and two Saturdays during the quilt run. Thank you to Margie Beaver, Jan Dolan, Rita Dominguez, Carole Donahoe, Janice Emmerson, Pat Jordan, Maryruth Wilson, and Edna Wright who all helped me with ticket sales. March was a great money making month for Shakespeare in the Park due to all your help. For those of you who have not picked up your packet of opportunity quilt tickets, please see me at the April meeting. If you have your tickets and haven't yet paid, try to find that great place where you put the tickets and turn in the stubs with your payment. Don't wait until the last minute on quilt show day.

Gloria Bachmann



Great Items for Sale

Item #1

Babylock Ovation Serger -
only used once, top of the line machine
with cover and instruction manual

Bought at Moores

I just have not had time to use this and it's
time to sell this, needs to go to a good
home. Amazing machine-

Asking \$2900 OBO / great deal; paid over
\$4900 — need to sell.



Item #2

Durkee embroidery hoops-
brand new, never used

Durkee EZ frames-
fits both Brother and Babylock
machines

4 sizes, no hoop burn

Asking \$235 for the set of 4 / great deal; paid over
\$425



Please contact Valerie Rogers at:
(951) 218 - 5654 or
lov2dune@yahoo.com

2022 Board Members

| <u>POSITION</u> | <u>NAME</u> | <u>NAME</u> | <u>NAME</u> |
|---------------------------------|-------------------------------------|------------------|-------------|
| Elected Positions: | | | |
| PRESIDENTS | | | |
| 1st VICE PRESIDENTS | Adriane Ridder | | |
| 2nd VICE PRESIDENT | Laura Alvarado | Karrie Dominguez | |
| SECRETARY | Dene Ryan | | |
| TREASURER | Vanessa Prario | | |
| WAYS and MEANS | Shelly McNeely | Kristine Timm | |
| PAST PRESIDENT | Maryruth Wilson | | |
| | Shirley Brown | | |
| Appointed Positions: | | | |
| ADVERTISING COORDINATOR | Sheri Eramo | | |
| AMBASSADOR COORDINATOR | Marlene Oaks | | |
| BLOCK OF THE MONTH COORDINATORS | Adriane Ridder | Shelly McNeely | |
| CHALLENGE QUILT COORDINATOR | Vanessa Prario | | |
| CORRESPONDENCE SECRETARY | OPEN | | |
| DOOR PRIZE COORDINATOR | OPEN | | |
| FABRIC EXCHANGE | Tawnya O'Herron | | |
| FACILITY COORDINATOR | Laurie Gonzales | | |
| FRIENDSHIP GROUP COORDINATOR | Paula McGaugh | | |
| HOSPITALITY HOSTESS | Laurie Gonzales | | |
| INTERNAL AUDITOR | Janice Emmerson | | |
| JUNE FUNDRAISER EVENT | OPEN | | |
| LIBRARIAN | Paula McGaugh | | |
| MEMBERSHIP CHAIRS | Elaine Giometti | Dorothy Ray | |
| MERCHANDISE COORDINATOR | Karrie Dominguez | | |
| MONTHLY MINI COORDINATOR | Vanessa Prario | | |
| NEWSLETTER EDITOR | OPEN | | |
| OPPORTUNITY QUILT CHAIR | Gloria Bachmann | | |
| OPPORTUNITY QUILT MRKTG | OPEN | | |
| PARLIAMENTARIAN | Charlotte Carpentier | | |
| PET BED COORDINATOR | Ellen French | | |
| PHILANTHROPY CHAIRS | Ellen French | Lynn Korito | Ida Colvin |
| PUBLICITY & PUBLIC RELATIONS | OPEN | | |
| PRESIDENTS QUILT | Shirley Brown | | |
| QUILT SHOW CHAIR | Maryruth Wilson | | |
| QUILT SHOW ASSISTANT | OPEN | | |
| RETREAT COORDINATORS, 2022 | Tawnya O'Herron & Mary Ann O'Herron | | |
| RETREAT COORDINATOR, 2023 | Tawnya O'Herron & Mary Ann O'Herron | | |
| SCCQG REPRESENTATIVE | Dene Ryan | | |
| SOCIAL MEDIA COORDINATOR | Carol Nanfito | | |
| SHOW & TELL COORDINATOR | OPEN | | |
| WEBSITE COORDINATOR | Michelle Clark | | |
| WORKSHOP COORDINATOR | Laurie Gonzales | | |



Reminders: Snacks & Door Prizes

| Birthday Month | Bring Door Prize | Bring Snack | Monthly Program |
|----------------|---------------------|--|-----------------------|
| January | yes (plus Dec.) | yes (plus Dec) | Speaker |
| February | yes | yes | Speaker |
| March | yes | yes | Speaker |
| April | yes | yes | Speaker |
| May | yes | yes | Speaker |
| June | no (bring in Sept.) | no (bring in July) (board members to bring snacks) | Basket Bonanza |
| July | no (bring in Sept.) | yes (plus June) | Quilters "U" |
| August | no (bring in Sept.) | yes | Philanthropy Sew |
| September | yes (plus June-Aug) | no, (bring in October) | Guild Birthday Party |
| October | yes | yes (plus Sept.) | Speaker |
| November | yes | yes | Speaker |
| December | no (bring in Jan.) | No | Holiday Party/Potluck |

Monthly Programs & Room Set-Up



Valley of the Mist Quilters Guild Program and Room Set Ups

| | January | February | March | April | May | June | July | August | September | October | November | December |
|--------------------|---------|----------|---------|---------|---------|----------------|---------------------|--------------|-----------------|---------|-----------------|-----------------|
| Program | Speaker | Speaker | Speaker | Speaker | Speaker | Basket Bonanza | Quilters University | Phil. Sew In | Challenge Quilt | Speaker | Member Showcase | Holiday Party |
| Block of the Month | yes | yes | yes | yes | yes | no | no | no | yes | yes | yes | no |
| Challenge Quilt | yes | yes | yes | yes | yes | no | no | no | yes | no | no | no |
| Charm Squares | yes | yes | yes | yes | yes | no | no | no | yes | yes | yes | no |
| Door Prizes | yes | yes | yes | yes | yes | no | no | no | yes | yes | yes | no |
| Library | yes | yes | yes | yes | yes | no | no | no | yes | yes | yes | no |
| Merchandise Table | yes | yes | yes | yes | yes | no | no | no | yes | yes | yes | no |
| Monthly Mini | yes | yes | yes | yes | yes | no | no | no | yes | yes | yes | no |
| Opportunity Quilt | yes | yes | yes | yes | yes | yes | no | no | yes | yes | yes | no |
| Philanthropy | yes | yes | yes | yes | yes | no | no | no | yes | yes | yes | no |
| Show and Tell | yes | yes | yes | yes | yes | yes | yes | no | yes | yes | yes | no |
| Refreshments | yes | yes | yes | yes | yes | yes | yes | yes | yes | yes | yes | yes |
| | | | | | | Board provides | | | Dessert contest | | | Members Potluck |



Please Support Our Advertisers



Looking to Sell? WE HAVE BUYERS.



BERKSHIRE HATHAWAY
HomeServices
California Properties



DISCOVER YOUR HOME'S VALUE

Our exclusive partnership with Buyside allows me to pull information from a multitude of real estate websites to match prospective buyers to your home. Real-time data, combined with my expert knowledge of the local market will aid me in pricing your home accurately and effectively to attract active buyers.

When you're ready for a more in-depth look, let me put my expertise to work for you. I can provide a more detailed home value by reviewing neighborhood trends, current and past sales and the overall condition of your home.



CONTACT ME TO SET UP A TIME TO MEET.

**Adam
PIERSON**

(951) 733-4468
DRE Lic #02008956

Adam.Pierson@bhhscaproperties.com



**Adriane
RIDDER**

(626) 893-5647
DRE Lic #02008957

Adriane.Ridder@bhhscaproperties.com



BERKSHIRE HATHAWAY
HomeServices
California Properties

©2019 BHH Affiliates, LLC. An independently owned and operated franchisee of BHH Affiliates, LLC. Berkshire Hathaway HomeServices and the Berkshire Hathaway HomeServices symbol are registered service marks of HomeServices of America, Inc.® Equal Housing Opportunity. Information not verified or guaranteed. If your home is currently listed with a Broker, this is not intended as a solicitation.

I'd Rather Be Quilt'n
Cell - 951-551-7985
Ruth A. O'Neill

Long-Arm Machine Quilting
Custom/Pantographs
Professional Quality Work
40+ Years Sewing Experience

Phone: 951-699-4887 Temecula, CA

Smoke-Free Environment

EXTRA WIDE QUILTING FABRICS BY THE YARD

Fantabulous Backs

Kimberlee
Aussie
Bella Suede
Bobbie
Katie/Lisa
Henry Blas and Co
Patrick
Riley Bace
And many more!

Call me @
619-804-6062

Check out our website: fantabulousbacks.com

Elaine's Nifty Needle

Longarm Quilting -
custom and
edge-to-edge
Fast turnaround

Elaine Giometti

417-230-1756
cegiometti@verizon.net

1469 Camino Sueno
Hemet, CA 92545

Reminders

To Advertise in this
Newsletter
Please Contact:
Sheri Eramo

Valley of the Mist Quilters Guild
27275 Ynez Rd. #435 Temecula, CA 92592
Newsletter Editor: Website Co-ord.: Michelle Clark
votmq@yahoo.com
<http://www.valleyofthemistquilters.com>
Follow us on Facebook



MISSION STATEMENT

Formed in 1990, Valley of the Mist Quilters Guild is a non-profit charitable, educational and social organization in the Temecula Valley. We promote the knowledge of, and appreciation for, all aspects of quilting and fiber arts with an active philanthropy program.

Our Meeting Location

Community
Recreation
Center
30875 Rancho
Vista Rd.
Temecula, CA

Exit the 15 Freeway
at Rancho California
Rd. and go East.
Go to Ynez Rd. and
turn right.
Go to Rancho Vista
Rd. and turn Left
The CRC is
approximately 1.5
miles on the right-
hand side.

**Everyone
Welcome!**



General Meeting, Tuesday, April 12 @ 6:30 pm.
We are BACK at the Temecula CRC!

Board Meeting, Monday, April 18 @ 6:30 pm.
Rancho Meadows Club House
44501 La Paz Road
Temecula, CA 92592

