



Baste & Banter

This Month's Happening

Table of Contents	
This Month's Happening	1
President's Page	2
Upcoming Guild Program Presenters	3
Block of the Month	4
UFO Challenge	5
2024 Challenge Quilt	6
Fat Quarter Exchange	6
Philanthropy	7
Opportunity Quilt 2024	8
April Birthdays	8
Other Events	9
2024 Board Members	10
Snacks & Door Prizes	11
Monthly Programs & Room Set-Up	11
Please Support Our Advertisers and Sponsors	12
Please Support Our Advertisers and Sponsors	13
Reminders	14

Valley of the Mist Quilters Guild would like to invite you to **JOIN US at our General Meeting at 6:30pm on TUESDAY, APRIL 9th**. After a short business meeting at 7:00pm we are happy to host our **SPEAKER, Kim Brownell**, who calls herself the “Wackydoodle Quilter” based on her easy-going, sometimes whimsical, style of quilting.



Kim Brownell’s techniques vary and include fabric collage, art quilts done free form, and raw-edge appliqué. She enjoys the use of bright colors and incorporates animal and nature scenes in her work. Quilting since 1993, she has received awards and recognition in various shows and the California State Fair and will be providing a blog soon.

Kim lectures and holds workshops to inspire others to have fun and learn while they create. On that note, we will host a **WORKSHOP on WEDNESDAY, APRIL 10th, from 10 a.m. to 4 p.m.** at the Glen Oaks Clubhouse in Temecula located at 40601 De Portola Rd. The project entitled “Quilted Jigsaw Puzzle” uses raw-edge fusible appliqué that leaves negative space which, depending on background fabric, gives a stained glass effect. Information on the workshop can be found on our Guild web page. Kits will be available for purchase. Come and release your CREATIVITY!!!

We are meeting at our new temporary location for the March 12, 2024, General Meeting
 We will be at the Temecula Community Center at:
28816 Pujol Street, Temecula, CA

Please Join Us --
 for a WELCOME DINNER with Kim Brownell before our Tuesday night meeting at 4:30 pm.
Oscars Brewing Company
 29375 Rancho California Rd in Temecula
 RSVP to Janice Emmerson by call or text at 951-733-5033

Don't forget to bring your Show & Tell items!

President's Page

Hello everyone --

Our quilty friends, crafty enthusiasts, and fabric lovers. We hope you are all doing well and getting time to enjoy your craft.

April showers and spring flowers are my favorite time of the year. April is a bit more special to me because I'm an April baby, so Happy Birthday to my fellow April babies with wishes of many more to come.

At our last meeting we enjoyed getting to know our guest speaker, Sherri McConnell and admiring her beautiful parade of quilts. The workshop with Sherri was fun too!

We welcomed a few new members along with several guest. Glad you could join us.

A big Thank You to Shirley Brown for being our welcoming ambassador and showing our new members and guest all around our facility informing them of the 'Who's Who & What's What.

While I'm at it I must give another big Thank You to our board members and chairs! You all are doing an awesome job getting things done and making our programs and events look and work great!

This next meeting we will be introducing our next speaker Kim Brownell, which looks like an interesting lecture and workshop.

We hope to see you all at the next meeting, which is always the second Tuesday of every month, 6:30 Social time and Meeting at 7pm. Make sure to bring your Show & Tell items so we can see all the fabulous projects you finished.

Remember to bring a friend. We love to see new faces and grow our community of fabulous people who love to share quilty ideas, sewing projects and build friendships.

Take care, be safe and have fun sewing.

Karrie Dominguez

President VOTMQG

Next Meeting

Tuesday April 9th
6:30 pm, Social Time
7-9 pm Meeting

Upcoming Guild Program Presenters

[Kim Brownell](#) April 9, 2024 Lecture: Wacky Doodle Trunk Show

April 10, 2024 Workshop: Quilted Jigsaw Puzzle

Kim calls herself the “Wacky Doodle Quilter” due to her easy-going, whimsical style, and because she doesn’t always follow the rules! She began quilting in 1993 and has been teaching since 2010. She gravitates towards animals, nature scenes, and bright colors. Her techniques include fabric collage, free form art quilts, raw edge appliqué, and many others.



[Sandy Corbin](#) May 14, 2024 Lecture: Making Scrappy Quilts Fresh

May 15, 2024 Workshop: It’s All About the Borders Pillow


Sandy started sewing in junior high and began making her own clothes in high school. She started making quilts in the ‘70’s. In 2002 she founded “Sandy’s Designs”, started creating patterns, and has been teaching since 2004. She is local and is an active member of the Beach Cities Guild. For her workshop, she will be showing a variety of border designs that students can make into pillows.



[Jane Haworth](#) June 11, 2024 Lecture: Journey as a Quilt Artist

June 12, 2024 Workshop: House and Home Fabric Collage

Jane has been quilting since 2003 but has been involved with fabric all her life. In 1998, she moved to Auburn, California, where she discovered quilt shops, a huge range of fabrics, and art quilts. She has entered many of her quilts in International Quilt shows and has an Etsy shop called Happy Quilt Designs. She loves Kaffe fabrics, and her favorite technique is raw edge collage appliqué. She uses photos of landscapes, sea-life, birds, and of the work of illustrator Charlie Harper.



[Sheila Collins](#) October 8, 2024 Lecture: My Creative Journey

October 9, 2024 Workshop: Summer Escapades

Sheila has a background in fashion and graphic design using mainly fusible machine appliqué; she combines design skills with her love of sewing to create bright and cheery designs. Fun!



Block of the Month

Block of the Month 2024: Block #4

It is time for the April Block of the Month. This block is called woven knot. If you plan to make blocks for the monthly drawing at the May guild meeting, you must use our focus fabric, Yalke by June Smith for M&S Textiles. We will have this fabric for sale at the general meetings. For this block, you need the focus fabric, a white fabric and a light, a dark coordinating, and two more coordinating fabrics. Remember, all our blocks end up 12.5" X 12.5" (a 12" finished block.)



There is a link to the YouTube video instructions below or go to our channel at: <https://www.youtube.com/@Blockheadsquilt>

Cut list -- For one block

Focus Fabric: One 2.25" X 2"; One 2.25" square;
One 2.25" X 5.75"

White: Four 2.25" squares; Two 2" X 4";
One 2" X 9"

Light Coord. Fabric: Eight 2.25" X 4"

Dark Coord. Fabric: One 2.25" X 2"; One 2.25" square;
One 2.25" X 5.75"

Two more Coord. Fabrics: One 2.25" square; One 2.25" X 7.25"

Assembling the block: Use a quarter inch seam.

- Step 1: Arrange pieces as they appear in the finished block.
- Step 2: We are going to start by making four 4-piece units that are the same except for the color of 2.25" squares. First, sew a white 2.25" square to each of the other 2.25" squares. Press to the darker fabric. As we go, you should be able to tell if your seam widths are good if the next piece fits correctly.
- Step 3: Position the two piece units with the white on the right. Remember this orientation as we will use it throughout these instructions. Sew a light coordinating piece to each of these units. The light coordinating should be positioned below these units. Press to the newly added piece.
- Step 4: Now, add the last of the light coordinating fabric pieces to the edge of the units you just made. Add it to the right side of the unit (white and light coordinating fabric edge.) Press to the newly added piece. Set these units aside.



Arrange pieces



Step 2



Step 3



Step 4

- Step 5: Make the center strip by adding the focus fabric and dark coordinating 2.25" X 2" pieces to either end of the white 2" X 9" piece. Remember these are 2" wide and should only fit one way. Press to the white.
- Step 6: With the units made earlier, take the units that have focus fabric square and the dark coordinating square in them and orient as before. Add a white 2" X 4" strip to the right edge of each. Press to the darker fabric.
- Step 7: To these units add the correct coordinating 2.25" X 7.25" piece to the top edge. With the other two units, add the correct color piece of the remaining 2.25" X 5.75" strips. It helps to arrange the block as we did in the first step. Each of the colors of strips should make a continuous line along one edge that is only interrupted by a piece of the light coordinating fabric. Press to the newly added pieces.
- Step 8: Arrange your pieces as they should be in the final block. You should have five units. The 2" wide center strip should be vertical. The other four will be in vertical pairs based on the colors of the outside edge. Sew the seam line that joins these pairs and press away from the white or press the seams open.
- Step 9: Arrange block units and sew these units to either side of the center strip.
- Finished block should be 12½" X 12½".



Step 5



Step 6



Step 7



[Link to YouTube](#)

Adriane Ridder & Shelly McNeely

Block of the Month Coordinators

UFO Challenge

UFO Challenge Update

We are on our way!

Registration is closed for this year's challenge. We have 26

Participants, who submitted a whopping 471 projects!

So far, 12 of the 471 have been completed, for a total completion percentage of 2.55%

Keep them coming!

(PS...Don't forget to stop by and see me at the meetings so I can check off your list and get your ticket for the prize drawings.)

See you at the meeting,

Charlotte Carpentier

UFO Challenge Coordinator



2024 Challenge Quilt

You are invited to join me on an epic study of your interpretation of Stained Glass. Several of us have journeyed to foreign lands to view epic European stained glass in churches, cathedrals, and museums. I have long been fascinated with this art form, and would love to see it in fabric, of course.

First off...a few parameters:

1. Each member may enter one quilt in the Challenge.
2. The quilt must be a new project (started since September 2023.)
3. Whilst there is no minimum size, the maximum size is defined at 200 inches for the perimeter.
4. Quilts must be primarily made of fabric, with batting, backing, and some form of quilting to hold it together.
5. Your quilt needs a label, with name and date. (These will be covered with painters' tape for the voting.)
6. There will be a sign-up sheet at the meetings until and including August 2024.
7. The quilt should be your interpretation of stained glass. This is a very broad category; it can be modern, abstract, or traditional.
8. No Group Quilts.

There will be 3 judging categories:

- Originality and Creativity of Design
- Best Use of Color
- Best Workmanship



Figure 1 Front Window of The Sacre Coeur, Paris

Questions?

See Charlotte Carpentier (email and phone in the roster.)

Fat Quarter Exchange

The Fat Quarter Exchange is a guild activity that is fun and totally voluntary. For each meeting, a theme is announced ahead of time in the newsletter, and if you would like to play, bring a fat quarter that matches the theme of that month. For every fat quarter you bring you will be given a ticket. At the end of the break, one (maybe two!) ticket will be picked, and the lucky person(s) owning that ticket will go home with all the fat quarters brought in that night. Not only is it a nifty way to add to your stash, the fabric you go home with will all be of the same theme, and will be perfect for the beginning of a new project!

Please remember to bring quilt shop quality fat quarters.

Themes for the remainder of 2024 Fat Quarter Game (All fabric can be a solid color or a print):

April: **Flowers, flowers, and more flowers**; bring in any fabric but must have flowers on it.

May: **Summertime Fun**-- anything that has summer inspired fabric prints.

June: **Red, White and Blue**

September: **Halloween Prints, Colors of Autumn**

October: **Batiks**

November: **Christmas Fabric**

Philanthropy

VOMQG PHILANTHROPY PARTNERS WITH MILVET

Greetings all!

We are happy to announce that the VOMQG Philanthropy program has partnered with a new and worthy recipient for quilts and pillowcases. MilVet is a 501(c)3 nonprofit based in Murrieta that provides resource information, veteran assistance, and military care packages to deployed troops, veterans and their families. MilVet was named a California Nonprofit of the Year in 2022, and was a Nonprofit of the Year Nominee in 2023 by four area chambers of commerce. Please visit their website to learn more.

Thank you very much to everyone who took kits to complete at the March meeting. Our biggest challenge is getting quilt tops sewn, so we sincerely appreciate members stepping in to help with our kits or voluntarily making tops that they donate to us to be finished. If you have quilt tops languishing in your sewing room that you don't really know what to do with anymore, Philanthropy will be happy to take them, get them finished and donated.

Thanks also to everyone who donated to the U.S. Vets pantry at March ARB. Lynn took another carload of goods and quilts up recently. **For April, let's do toilet paper and Kleenex for the vets.** Of course, you may donate any goods to the vets at March and we will see that they get delivered. **Note: canned goods should never be out of code.**

If you are interested in making quilts for the vets at March, it should measure **at least 64" x 80"**. These quilts can be somewhat wider and/or longer, but these are the minimums in order to fit their beds, and that is the goal. Also, we do not donate afghans or fleece blankets for this purpose, just quilts. If you were to donate afghans or fleece blankets, we would deliver them to a different place. If you wish to make children's quilts for fosters through the Assistance League, we do not have any size minimums for these. Be aware that foster children are both male and female, and are of all ages, from infants to teens.

Our April Philanthropy workday will be Saturday, April 27, between 10-3:30, at the Assistance League meeting room on Via Montezuma in Temecula. Bring your lunch, sewing machine and tools.

Thank you,
Lynn Korito, Ida Colvin and Ellen French,
Philanthropy



Opportunity Quilt 2024

Our opportunity quilt, Sizzle Pizzazz, went to the March Beach Cities Guild meeting. Thanks to Charlotte Carpentier, Maryruth Wilson and Nancy Sandoval who made the drive and sold tickets.

I have packets of tickets for several of our members who have not yet picked up their tickets. See me at the April meeting to get your tickets.

Gloria Bachmann



April Birthdays

April Birthdays	
Sandie Hairgrove	Apr 2
Candy Flory-Barnes	Apr 4
Melody Wagner	Apr 4
Paula McGaugh	Apr 5
Shirley Brown	Apr 9
Cathy Cochran	Apr 13
Elizabeth Lehner	Apr 13
Linda Bretton	Apr 13
Vanessa Prario	Apr 24
Gloria Bachmann	Apr 24
Linda Mikkelson	Apr 24
Karrie Dominguez	Apr 24
Renee Stokes	Apr 29
Becky Hunt	Apr 29



Other Events




Quilters!!!! Get ready! It's time to enter your creations in the FAIR.

Dig in your stash. 60s Fabric, 70s fabric? Vintage quilt magazines? The theme this year is Retro. 1950s-1990s. We have a new MODERN class in all divisions.

SDFAIR.com/HOMEMADE and enter by
April 30

2024 ENTRY Deadline- Online	Tuesday, April 30 at 8:00pm
Entry Delivery Date- Quilts.	Saturday, May 11, 10 am-4 pm
Entry Delivery Date- Collections, Table Settings, Miniatures & Models	Friday, May 17, 3pm-7pm
Entry Delivery Date- Decorative Arts & Crafts, Needle Art, Sewing, Weaving & Spinning, and Youth 2D Art	Saturday, May 18, 10am-4pm
Entry Delivery Date- Preserved Foods & Baked Goods	Saturday, June 1, 10am-4pm
Open House - "A Celebration of Exhibitors"	Tuesday, June 11, Time 6-9pm
Fair Dates	Wednesday, June 12–Sunday, July 7 (closed every Monday and Tuesday)

Celebrate Color



Pattern: Kaffe Fassett's "Bowls and Vases"
Appliqued & pieced by Guild Members
Quilted by Jean Impey & Sherri Peltier



Opportunity Quilt Tickets
\$1 per ticket
6 tickets for \$5
For tickets email: BCQGquiltshow@gmail.com
Beach Cities Quilters Guild P.O. Box 2328 Mission Viejo, CA 92690-2328



Over 150 Quilts on Exhibit
Opportunity Quilt Drawing
Raffle Baskets
Boutique & Vendors

Auction Saturday 2:00pm

Quilt Show

April 26 - 27, 2024

Friday 5:30pm — 8pm

Fundraiser Preview \$25
(includes access to Saturday Event,
Wine Pull, Appetizers & More!)

Saturday 10am — 5pm

General Admission \$10



For more information:
Beach Cities Quilters Guild
www.beachcitiesquilters.org



NO STROLLERS

Norman P. Murray Community & Senior Center
24932 Veterans Way
Mission Viejo, CA 92692

Air Conditioned—Free Parking

2024 Board Members


Executive Board	
President	Karrie Dominguez
1st Vice President	Janice Emmerson
2nd Vice President	Laura Alvarado
Secretary	Shirley Brown
Treasurer	Adriane Ridder
Ways & Means	Vanessa Prario
Appointed Positions	
Advertising Coordinator	Sheri Eramo
Block of the Month Coordinator	Shelly McNeely / Adriane Ridder
Challenge Quilt Coordinator	Charlotte Carpentier
Door Prize Coordinator	Tina Sandoval
Fabric Exchange	Tawnya O'Herron
Facility Coordinator	Laurie Gonzalez
Friendship Group Coordinator	
Hospitality Hostess	Laurie Gonzalez
Internal Auditor	Tina Sandoval
Membership Chair	Shelly McNeely / Kristine Timm
Merchandise Coordinator	Becky Hunt
Monthly Mini Coordinator	Kathy Cagle
Newsletter Editor	Kristine Timm
Opportunity Quilt Chair	
Opportunity Quilt Marketing	
Parliamentarian	
Philanthropy Chairs	Ellen French / Lynn Korito / Ida Colvin
Publicity & Public Relations	
President's Quilt	Adriane Ridder
Quilt Show Chair	Tamara Kope
Quilt Show Assistant	
Quilt Show Auction	Tamara Kope
Retreat Coordinators	Tawnya O'Herron / Mary Ann O'Herron
SCCQG Representative	
Social Media Coordinator	Carol Nanfito
UFO Coordinator	Charlotte Carpentier
Website Coordinator	Michelle Clark
Workshop Coordinator	Laura Alvarado

Snacks & Door Prizes

Birthday Month	Bring Door Prize	Bring Snack	Monthly Program
January	yes (plus Nov-Dec)	yes (plus Dec)	Speaker
February	yes	yes	Speaker
March	yes	yes	Speaker
April	yes	yes	Speaker
May	yes	yes	Speaker
June	yes	yes	Speaker
July	no (bring in Sep)	no (bring in Aug)	Summer Fundraiser
August	no (bring in Sep)	yes	Philanthropy Sew
September	yes (plus Jul-Aug)	no (bring in Oct)	Guild Birthday Party
October	yes	yes (plus Sep)	Speaker
November	no (bring in Jan)	yes	Philanthropy Sew
December	no (bring in Jan)	no	Holiday Party/Potluck

On your Birthday Month:

- ★ Bring a wrapped door prize valued at no more than \$20 (see chart above)
- ★ Bring a refreshment to share (see chart above)



Every Month....

- ★ Wear your **homemade** name tag and get **2** tickets; **1** ticket if you don't have your homemade name tag. Tickets are for door prizes and are called at the end of each meeting.

Monthly Programs & Room Set-Up

	Jan	Feb	Mar	Apr	May	Jun	Jul	Aug	Sep	Oct	Nov	Dec
Program	Speaker	Speaker	Speaker	Speaker	Speaker	Speaker	Summer Fundraiser	Philanthropy Sew In	Challenge Quilt	Speaker	Philanthropy Sew In	Holiday Party
Block of the Month	yes	yes	yes	yes	yes	yes	no	no	yes	yes	no	no
Challenge Quilt	yes	yes	yes	yes	yes	yes	no	no	yes	no	no	no
Door Prizes	yes	yes	yes	yes	yes	yes	no	no	yes	yes	no	no
Fabric Exchange	yes	yes	yes	yes	yes	yes	no	no	yes	yes	no	no
Library	yes	yes	yes	yes	yes	yes	no	no	yes	yes	no	no
Market of the Mist	yes	yes	yes	yes	yes	yes	no	no	yes	yes	no	no
Merchandise Table	yes	yes	yes	Yes	yes	yes	no	no	yes	yes	no	no
Monthly Mini	yes	yes	yes	yes	yes	yes	no	no	yes	yes	no	no
Opportunity Quilt	yes	yes	yes	yes	yes	yes	no	no	yes	yes	no	no
Philanthropy	yes	yes	yes	yes	yes	yes	no	no	yes	yes	no	no
Refreshments	yes	yes	yes	yes	yes	yes	no	yes	yes Guild Birthday Cake (guild provides)	yes	yes	yes Members Potluck
Show and Tell	yes	yes	yes	yes	yes	yes	no	no	yes	yes	no	no

Please Support Our Advertisers and Sponsors

BERKSHIRE HATHAWAY | CALIFORNIA PROPERTIES
HOMESERVICES

What is Your Home Worth?

Check current market values for your home and view profiles of potential buyers.

Enter address to get market report



PREPARED BY:
Adriane Ridder
Cell: (626) 893-5647
State License #: Dre# 02008957

RESULTS INCLUDE



HOME VALUE ESTIMATES

An automated value estimate can give you a rough estimate of the value of your home. This can be a useful starting point, before you talk to one of our licensed real estate agents.

EXTRA WIDE QUILTING FABRICS BY THE YARD

Fantabulous Backs



Kimberbell
Alessia
Bella Suede
Batiks
Kaffe/Tula
Henry Glass and Co
Patriotic
Riley Blake
And many more!

Call me @
619-804-6062

Check out our website: fantabulousbacks.com

I'd Rather Be Quilt'n
Cell - 951-551-7985
Ruth A. O'Neill

Long-Arm Machine Quilting
Custom/Pantographs
Professional Quality Work
40+ Years Sewing Experience

Phone: 951-699-4887

Temecula, CA

Smoke-Free Environment



Elaine's Nifty Needle

Longarm Quilting -
*custom and
edge-to-edge*
Fast turnaround



417-230-1756
cegiometti@verizon.net

Elaine Giometti

1469 Camino Sueno
Hemet, CA 92545

Please Support Our Advertisers and Sponsors



Find fulfillment in life, by making a difference in the lives of terminally ill people and their families.

Inland Region
Michele (951)428-0265

San Diego
Tammy (951)428-6315

Desert Region
Karen (760)851-5739

JOIN OUR

VOLUNTEER COMMUNITY



We Need Help For:

- ✓ Provide caring companionship
- ✓ Running Errands
- ✓ Help Prepare Food
- ✓ Watch TV or Read to a Patient
- ✓ Provide Respite Care
- ✓ Volunteers and Therapy Animals

SCAN QR CODE



To Advertise in this Newsletter
Please Contact: Sheri Eramo

Reminders

Our Meeting Times and Locations

General Meetings

Second Tuesday of the month

6:30 pm social; 7:00 pm meeting

28816 Pujol Street, Temecula, CA

Everyone Welcome!

Board Meetings

Monday following General Meeting

6:30 pm

BHHS CA Properties

31685 Temecula Pkwy

Temecula, CA

Valley of the Mist Quilters Guild

27275 Ynez Rd. #435

Temecula, CA 92592

Newsletter Editor: Kristine Timm (krtimm@gmail.com)

Website Co-ord.: Michelle Clark (votmq@yahoo.com)

<http://www.valleyofthemistquilters.com>

[Follow us on Facebook](#)



MISSION STATEMENT

Formed in 1990, Valley of the Mist Quilters Guild is a non-profit charitable, educational and social organization in the Temecula Valley. We promote the knowledge of, and appreciation for, all aspects of quilting and fiber arts with an active philanthropy program.