



Baste & Banter

Inside This Issue

- Meet Shelley Swanland 1
- President's Page 2
- 2022 Programs 3
- Block of the Month 4
- Philanthropy 5
- 2022 Retreat 6
- Asst. League Letter 7
- Fabric Exchange 8
- News You Can Use 9
- Challenge Quilt 10
- Opportunity Quilt. 11
- Board Members 12
- Room Set-up 13
- Advertisers 14
- Reminders 15



Meet Shelley Swanland!

Shelley has been involved in quilting and embroidering since the 70's. When silk ribbon embroidery became popular, she fell in love with the technique, creating projects and teaching. She combined her love of quilting with embroidery and embellishment to create Wearable Art. An ensemble she entered in Pacific International won 2nd Place. In the late 90's, she developed a technique for Cathedral Window quilts done entirely by machine. Two books followed, Machine Stitched Cathedral Windows and Machine Stitched Cathedral Stars. She appeared on Simply Quilts and her projects were featured in McCall's Quilting, Quiltmaker and The Quilter. RJR Fashion Fabrics and Robert Kaufman Fabrics have invited her to design quilts. She has been traveling to guilds to lecture and teach the Cathedral Window technique for almost twenty years. In the last ten years she has returned to her love of Embellishment and Embroidery adding a Lecture and Workshop focused on these techniques. Visit her blog at shelleyswanland.com to see her work. Email her at shelleyswanland@gmail.com



Please help us welcome Shelley by joining us for dinner on Tuesday March 8 at 4:30pm. We will meet at Burgers and Beer on the patio!
Please rsvp at laura.artquilter@gmail.com. Thank you!



Tuesday, March 8
6:30, Social Time
7-9 Meeting

President's Page



Spring is coming!

March always gets me excited about the end of winter, because we all know how brutal these Southern California winters can be. Spring is in the air and new quilts are blooming. I can't wait to see what creativity springs from the quilt retreat and even sooner — from our wonderful speaker this month and her workshop. **Shelley Swanland** does beautiful work and I hope you will consider taking her workshop so you can make a cathedral window quilt of your own. I have made these blocks and they look intimidating, but Shelley can teach you the tricks to be successful.

I went to the Valley Quilters Guild quilt show last month and it was very nice. Lots of beautiful quilts to look at. Their 2nd Time Around Shop and consignment sale were fun to go through. Speaking of these last two features at their quilt show — this is kind of what we have envisioned for our June fundraiser. The guild would host a type of consignment shop for our members.

However we have a problem — we don't have anyone to chair this committee. The guild board has decided that we will wait until the March general meeting to see if we can get a volunteer to head this committee. If we don't, unfortunately that will not be good for our budget. We will be okay this year, but we will either have to find another method to replace that income or look for areas to cut costs in the future.

Aside from someone to chair this fundraiser we are doing great at getting jobs covered. The only other really important job that needs to be filled is Quilt Show Assistant. Maryruth is a great chairperson for the quilt show, but she needs an assistant. Each job is important, and every volunteer makes this guild even better.

Thanks everyone for getting in your membership renewal. We are going to try to have the roster ready for the April meeting.

Adriane Ridder

2022 Valley of the Mist Guild Program Presenters

Susy Nash

January 11, 2022

January 9, 2019

Susy has been a certified Laura Heine Instructor since 2018. Prior to that she was working in the healthcare field, but her love of quilting and creativity drew her to train as a Laura Heine instructor. In 2019, soon after finishing her training, she received a call from Laura herself asking if she would be able to teach in Costa Mesa, California. Susy was terrified but she did it and it went very well. That was the start of her teaching career. Since then, she has been off and running. She teaches several classes and workshops.

Lecture: Value of Colors, Shading for Depth and Dimension

Wednesday Workshop: The Teeny Tiny Featherweight #5



Fantabulous Backs

February 8, 2022

Speaker: Carrie Wilson

Carrie has a huge assortment of color choices and fabrics from designers like Kim Diehl, Lori Holt and Kaffe Fassett, she will have available for purchase. She will share her knowledge to help give options for your next quilt. Please visit her website at fantabulousbacks.com.



Shelley Swanland

March 8, 2022

March 9, 2022

Lecture: Cathedral Windows and Beyond Trunk Show

Workshop: Cathedral Windows Sampler

Shelley has been involved in quilting and embroidering since the 70's. In the late 90's she developed a technique for Cathedral Window quilts done entirely by machine. She has published two books and appeared on Simply Quilts and has had work featured in McCall's Quilting, Quiltmaker, and The Quilter. She has designed quilts for RJR Fashion Fabrics and Robert Kaufman Fabrics.



Lyn Brown

April 12, 2022

April 13, 2022

Lecture: Modern + Traditional: Moditionals

Workshop: T-shirt Quilt

Lyn Brown has been teaching quilting for more than 20 years. In 2000, she joined the faculty of North Orange County Community College District. Lyn taught five quilting classes a week for the college district, reaching over 200 students. Her projects came fast and furious, including swaps, mysteries, reproduction, contemporary with a little bit of art thrown in. Her lecture, Modern and Traditional: Moditional Quilts, explores the modern movement in quilt making with an eye on tradition. There are many hallmarks of modern quilts. The Workshop will show you all the tricks of stabilizing, settings, and borders.



Linda & Carl Sullivan


May 10, 2022

May 11, 2022

Lecture: Got Colour? The Color Lecture

Workshop: Colour Bugs and Curves!

Two techniques in one class! First, Linda will guide you through her liberating and fancy free slash 'n sew technique while making cute colour bugs blocks – no 1/4" seams to follow and no rules. Next, she'll guide you through sewing perfect curves with her handy tips and tricks - you're guaranteed to conquer your fear of sewing curves with no tears. Both techniques come together in one class while making this cute ladybug quilt!



Krista Moser

October 11, 2022

October 12&13, 2022

Lecture: Diamonds are a Quilter's Best Friend

Workshop: Bumblebee Blossoms

Krista tells her story, how she started very young and went on to design her own quilts and patterns. She typically works in design concepts and color theory while showing different quilts. She loves to do Q&A if there's time! It's always a crowd-pleaser.



Block of the Month

Block of The Month 2022: Block #3

This month we are taking it easy with you. This is a very simple block. To get started, here are the fabrics you need: your focus fabric, two coordinating fabrics based on the colors in the focus fabric, and a white fabric. Pick ones that contrast with each other. You decide which is your background, and which are star points. We want you to put the focus fabric in the middle. We will have the focus fabric available for sale at guild meetings. Remember, all our blocks end up 12.5" X 12.5" (a 12" finished block).

Also, the Guild's website and Facebook page should have a post directing you to the YouTube instructions for this block or click the link below.

Cut list -- For one block

Fabric 1 (background): Eight 4.5" squares

Fabric 2 (focus fabric) One 4.5" square

Fabrics 3 & 4 (star points): Two 4" squares (sub-cut each on the diagonal)

Assembling the block: Use a quarter inch seam.

- To make the star points: Take four of your background squares, place one square on point on your cutting mat. Take your first star point fabric and place it right sides up over the edge of the corner pointing to the right as in photo 2. Make sure it extends at least $\frac{1}{2}$ " outside the background block on both edges. Place a ruler so it butts up to the triangle and move the triangle piece away. As you can see in the photo, the ruler's edge is more than 1" from the diagonal of the square. Trim off this corner. (You can do this with all four background squares at once if you have cut and sub-cut your star point pieces the same size.) You can add the points in either order, but the first one you add will show less fabric at the end. Place the star point triangle on this newly cut edge, right sides together, center the hypotenuse of triangle on the edge, sew, press, and trim square back to 4.5" and repeat with the same color on the other three squares.
- Now add the other point using the same method, just make sure you turn the square and add the second point to an adjacent corner. You will be trimming off a corner with both background and star point fabric (see photo 4). Do this for each square, turning the same direction and adding to the same side. Trim them back to 4.5".
- Now arrange these units with your focus fabric in the middle and the plain background fabric squares in the corners. The star point squares are arranged with the background fabric side facing out, see photo 1. Sew together horizontal rows. Press top and bottom rows to the corners and press the center row to the middle. Sew the three rows together, the seams should nest. Press.
- Now take your $12\frac{1}{2}$ " X $12\frac{1}{2}$ " square up ruler, place it over the block and make sure it measures $12\frac{1}{2}$ " X $12\frac{1}{2}$ ".




Photo 2



Photo 3



Photo 4



YouTube instructions

Enjoy! See you at the guild meeting!

Adriane Ridder & Shelly McNeely
Block of the Month Coordinators

PHILANTHROPY UPDATE

We hope you got some good and gratifying information when Denise from US Vets up at March ARB gave us her brief presentation at the last guild meeting. We were pleased and energized to know that our donations—of everything—do so much good. We were especially pleased to know they love the quilts so much!

So, before I forget—**for the March meeting we are spotlighting ORAL HEALTH CARE. Toothpaste, individually packaged SOFT BRISTLE toothbrushes, dental floss, and ALCOHOL-FREE mouthwash.** As always, we will be happy to receive anything else you bring, even if it's not spotlighted.

We had ten people show up for our February philanthropy workday—thank you to all who came! **Please note that there will be NO MARCH PHILANTHROPY WORK DAY.** This is because our regular day at the Assistance League falls in the middle of our guild retreat, and most of us will be at the retreat. We will resume in April.

Thank you to everyone who took quilts to bind and pillowcase kits and little quilt kits to sew together. It is with many helping that we can get so much accomplished. We really need additional long armers to step up and take some philanthropy quilts, if you can. The bulk of our machine quilting falls on Maryruth and Edna.

Our deadline for baby quilts for the Mother's Day Baby Shower for the Loma Linda VA Women's Program is the April general meeting. We have no specific guidelines except that your fabrics should be small-child or baby oriented. Not too hard—we're talking about pastels or brights.

If you wish to make a bed-size quilt for a March veteran, please observe the minimum size requirements of 64" x 80". Your quilt may be longer and/or wider than these dimensions, but no smaller, please. Please make sure if it is for a male, to please avoid florals, pinks, and juvenile prints.

Thank you for all your help!

--Lynn Korito, Ida Colvin and Ellen French



2022 Retreat

Hi All,

Are you getting excited about retreat? We are!! Tawnya and I thought we would give you an update on the retreat.

As you know, retreat starts Friday, March 25th and ends March 27th. Here are some reminders:

1. Tawnya and I will be available at 10:00am Friday to hand out room keys. You can set up at this time as well. Please do not arrive too much earlier than 9:45am.
2. One of my favorite parts of retreat is not having to cook for 2 days... Please remember to bring \$20 per person as gratuity for our fabulous cook and kitchen help.
3. If you would like to join in the Left, Right, Center game, please bring 3 fat quarters.
4. We will have limited snacks available... if you would like to bring snacks of choice to share, that would be fantastic!
5. We will provide water, coffee and tea... any other beverage will be self-provided.

Vina De Lestonnac is still requiring mask wearing in the kitchen/dining area until seated to eat. I know that the mask mandate is being lifted, but the Administration may still keep the policy in place. Everyone should, at least, bring a mask with them. We do need proof of vaccination or negative covid test within 72 hours of retreat date, bring your documentation just in case you are asked.

Looking forward to seeing you all at the retreat!!

Warm Regards,
Mary Ann O'Herron for
Tawnya O'Herron
Retreat Coordinator



Letter from the Assistance League



81st Chapter of
National Assistance League*

Governing Board 2021 - 2022

Denise Lanier
President

Diane Koirth

Annette Sheehy

Michelle Stiles

Diana Elizondo

Marilyn Rule

Electra Demos

Sue Sampson

Cindy Jaspersen

Mary Murphy

Dorcas Shaktman

Zana Easley

December 30, 2021

Valley of the Mist Quilters
27475 Ynez Road #435
Temecula, Ca 92591

Dear Quilters,


On behalf of the members of Assistance League of Temecula Valley, we would like to let you know that your beautiful pillowcases, quilts and totes made so many children happy this holiday season. Over 100 foster youth received them as part of their Christmas gifts. Our cupboards were bare until this week when we received 25 pillowcases and 15 quilts valued at \$1,375. We are continuing to work with the Foster Family Agencies to provide supplies to foster families as new children are welcomed into their homes.

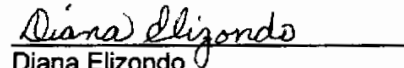
We are very pleased that you have again chosen Assistance League as a recipient of your generosity. We continue to be amazed and very grateful for your support. You and other thoughtful and charitable individuals and businesses that support our efforts are absolutely essential to the continuation of our programs. Without support such as yours, the less fortunate children in our communities would not get the help they need and deserve.

This letter will serve as an official gift receipt for tax purposes, and to indicate that no goods or services were provided in exchange for your very generous donation.

Again, on behalf of our membership and the foster children we serve, we sincerely thank you for your continuing support of Assistance League of Temecula Valley.

Sincerely,


Denise Lanier
President


Diana Elizondo
Secretary

*Assistance League is a non-profit organization qualifying for tax-exempt status under section 501c3 of the Internal Revenue Code.
Tax Identification Number: 33-0360419
State Identification Number: 1463456*

28720 Via Montezuma
Temecula, CA 92590-2510
Tel. (951) 694.8018
Fax (951) 694.8298
E-mail:
altemecula@yahoo.com

www.assistanceleague.org/temecula-valley/

Transforming Lives • Strengthening Community

Fabric Exchange

Fat Quarter Exchange

The Fat Quarter Exchange is a guild activity that is fun and totally voluntary. For each meeting, a theme is announced ahead of time in the newsletter, and if you would like to play, bring a fat quarter that matches the theme of that month. For every fat quarter you bring, you will be given a ticket. At the end of the break, one (maybe two!) ticket(s) will be picked, and the lucky person(s) owning that ticket will go home with all the fat quarters brought in that evening. Not only is it a nifty way to add to your stash, the fabric you go home with will all be of the same theme, and will be perfect for the beginning of a new project!

Please remember to bring quilt shop quality fat quarters.

Themes for the remainder of the 2022 Fat Quarter Game:
(All fabric can be a solid or a print)

January Feeling Blue — Shades of **blue**

February Valentine — hearts with other **reds, pinks** and **whites**

March St. Paddy's — **Any shade** of **green**

April Spring Pastels — **pink, blue, lavender, yellow, green**

May Flowers — flowers, flowers and more flowers

June Beach and Ocean — **blues, greens, purple, turquoise,** and **pink**

July — **Red, white** and **blue**

August Sun 'n Sky — **yellows** and **blues**

September Colors of Autumn — **green, gold, reds, yellow, brown**

October Neutral — **black, white, gray**

News You Can Use!

- The first **Quilt Show meeting** of the year will be at 10:00 on Friday, March 18th at the Rancho Meadows clubhouse at 44501 La Paz Road. That's just south of Temecula Parkway.
- Please join us to start planning for this year's show to take place on Saturday, October 1st. If you can't make the meeting, just let me know and I'll keep you in the loop.

• Maryruth Wilson



"It is time to take an inventory of our Guild resources held by officers and members.

This would include a notation of what Guild materials, such as handbooks, etc, and property you might be storing on the Guild's behalf. If you have any such materials from the past or as part of your present duties, would you please notify me in writing or by email in order to create of listing of our resources. General information about what you might have is fine. Thank you for taking the time to help with this process.

Best regards,
Janice Emmerson, Internal Auditor"

Amazon Smile program

Did you know that shopping on Amazon can generate money for the guild? It's easy and it won't cost you a cent! Just go to [Smile.Amazon.com](https://www.amazon.com/smile) and look for the button that will let you choose a charity. Pick "Valley of the Mist Quilters Guild". Then bookmark this site and go here EVERY time you shop on Amazon. The guild will earn .05% of all your qualifying purchases. If this is confusing, give me a call and we'll walk through it together. This tiny percentage could really add up if we all do it!

Maryruth Wilson



2022 Challenge Quilt

2022 CHALLENGE QUILT

After two long years without a guild challenge, lets get excited about bringing it back by expressing our creativity with this year's theme:



Black and white and a little Bright!

Rules:

- Quilt must include predominately black and white fabrics with a lesser amount of a color fabric. Prints or solids may be used.
- Quilts of any size are acceptable but must contain a front, back and batting in between. Quilting can be either machine or by hand.
- Must be a new quilt created especially for this challenge
- Quilt may be pieced, appliqued or drawn. Art mediums may be used such as fabric paints, watercolor pencils or crayons/ink.
- Quilt may be an original design or made using a published pattern.
- Finished quilts will be displayed at the September meeting where members will vote for FIRST, SECOND & THIRD place winners.
- All entries will be displayed at the annual quilt show in Old Town in October.



If you have any questions,
please call or email
Vanessa Prario
vlprario@gmail.com
909/615-4096

Opportunity Quilt

We did very well at the Valley Quilters quilt show in Hemet. A big thank you to **Rita Dominguez** and **Shelley Wilson** who helped me with ticket sales for several hours. The Beach Cities Quilt Guild will be bringing their opportunity quilt to our March meeting, so bring a few extra dollars or five to buy some tickets to help support our sister guild. I will be taking **Shakespeare in the Park** to their guild meeting the Thursday night after our meeting. They have always been very generous in support of our guild by buying tickets. Between Stitches along with five other quilt shops in San Diego County are having a “shop hop” from March 4th to 12th. Last summer we had our opportunity quilt at the shop and sold a lot of tickets and cookbooks during the quilt run. We can have our quilt there for the shop hop, but I will need help from members who can sell tickets for some of the days of the shop hop. **I asked for permission to have the quilt in the store on Friday and Saturday March 4th and 5th and again March 11th and 12th. I can't be there all those days and need volunteers to help. Between Stitches will be open from 9:30AM to 6PM both Fridays and Saturdays of the shop hop. Please let me know if you can help for 3 to 4 hours any of those four days.**

Gloria Bachmann



2022 Board Members

<u>POSITION</u>	<u>NAME</u>	<u>NAME</u>	<u>NAME</u>
Elected Positions:			
PRESIDENTS			
1st VICE PRESIDENTS	Adriane Ridder		
2nd VICE PRESIDENT	Laura Alvarado	Karrie Dominguez	
SECRETARY	Dene Ryan		
TREASURER	Vanessa Prario		
WAYS and MEANS	Shelly McNeely	Kristine Timm	
PAST PRESIDENT	Maryruth Wilson		
	Shirley Brown		
Appointed Positions:			
ADVERTISING COORDINATOR	Sheri Eramo		
AMBASSADOR COORDINATOR	Marlene Oaks		
BLOCK OF THE MONTH COORDINATORS	Adriane Ridder		
CHALLENGE QUILT COORDINATOR	Vanessa Prario		
CORRESPONDENCE SECRETARY	OPEN		
DOOR PRIZE COORDINATOR	OPEN		
FABRIC EXCHANGE	Tawnya O'Herron		
FACILITY COORDINATOR	Laurie Gonzales		
FRIENDSHIP GROUP COORDINATOR	Paula McGaugh		
HOSPITALITY HOSTESS	Laurie Gonzales		
INTERNAL AUDITOR	Janice Emmerson		
JUNE FUNDRAISER EVENT	OPEN		
LIBRARIAN	Paula McGaugh		
MEMBERSHIP CHAIRS	Elaine Giometti	Dorothy Ray	
MERCHANDISE COORDINATOR	Karrie Dominguez		
MONTHLY MINI COORDINATOR	Vanessa Prario		
NEWSLETTER EDITOR	OPEN		
OPPORTUNITY QUILT CHAIR	Gloria Bachmann		
OPPORTUNITY QUILT MRKTG	OPEN		
PARLIAMENTARIAN	OPEN		
PET BED COORDINATOR	Ellen French		
PHILANTHROPY CHAIRS	Ellen French	Lynn Korito	Ida Colvin
PUBLICITY & PUBLIC RELATIONS	OPEN		
PRESIDENTS QUILT	Shirley Brown		
QUILT SHOW CHAIR	Maryruth Wilson		
QUILT SHOW ASSISTANT	OPEN		
RETREAT COORDINATORS, 2022	Tawnya O'Herron & Mary Ann O'Herron		
RETREAT COORDINATOR, 2023	Tawnya O'Herron & Mary Ann O'Herron		
SCCQG REPRESENTATIVE	Dene Ryan		
SOCIAL MEDIA COORDINATOR	Carol Nanfita		
SHOW & TELL COORDINATOR	OPEN		
WEBSITE COORDINATOR	Michelle Clark		
WORKSHOP COORDINATOR	Laurie Gonzales		



Reminders: Snacks & Door Prizes

Birthday Month	Bring Door Prize	Bring Snack	Monthly Program
January	yes (plus Dec.)	yes (plus Dec)	Speaker
February	yes	yes	Speaker
March	yes	yes	Speaker
April	yes	yes	Speaker
May	yes	yes	Speaker
June	no (bring in Sept.)	no (bring in July) (board members to bring snacks)	Basket Bonanza
July	no (bring in Sept.)	yes (plus June)	Quilters "U"
August	no (bring in Sept.)	yes	Philanthropy Sew
September	yes (plus June-Aug)	no, (bring in October)	Guild Birthday Party
October	yes	yes (plus Sept.)	Speaker
November	yes	yes	Speaker
December	no (bring in Jan.)	No	Holiday Party/Potluck

Monthly Programs & Room Set-Up

Valley of the Mist Quilters Guild Program and Room Set Ups

	January	February	March	April	May	June	July	August	September	October	November	December
Program	Speaker	Speaker	Speaker	Speaker	Speaker	Basket Bonanza	Quilters University	Phil. Sew In	Challenge Quilt	Speaker	Member Showcase	Holiday Party
Block of the Month	yes	yes	yes	yes	yes	no	no	no	yes	yes	yes	no
Challenge Quilt	yes	yes	yes	yes	yes	no	no	no	yes	no	no	no
Charm Squares	yes	yes	yes	yes	yes	no	no	no	yes	yes	yes	no
Door Prizes	yes	yes	yes	yes	yes	no	no	no	yes	yes	yes	no
Library	yes	yes	yes	yes	yes	no	no	no	yes	yes	yes	no
Merchandise Table	yes	yes	yes	yes	yes	no	no	no	yes	yes	yes	no
Monthly Mini	yes	yes	yes	yes	yes	no	no	no	yes	yes	yes	no
Opportunity Quilt	yes	yes	yes	yes	yes	yes	no	no	yes	yes	yes	no
Philanthropy	yes	yes	yes	yes	yes	no	no	no	yes	yes	yes	no
Show and Tell	yes	yes	yes	yes	yes	yes	yes	no	yes	yes	yes	no
Refreshments	yes	yes	yes	yes	yes	yes	yes	yes	yes	yes	yes	yes
						Board provides			Dessert contest			Members Potluck



Please Support Our Advertisers



Looking to Sell? WE HAVE BUYERS.



BERKSHIRE HATHAWAY
HomeServices
California Properties



DISCOVER YOUR HOME'S VALUE

Our exclusive partnership with Buyside allows me to pull information from a multitude of real estate websites to match prospective buyers to your home. Real-time data, combined with my expert knowledge of the local market will aid me in pricing your home accurately and effectively to attract active buyers.

When you're ready for a more in-depth look, let me put my expertise to work for you. I can provide a more detailed home value by reviewing neighborhood trends, current and past sales and the overall condition of your home.



CONTACT ME TO SET UP A TIME TO MEET.

Adam PIERSON

(951) 733-4468
DRE Lic #02008956

Adam.Pierson@bhhscaproperties.com



Adriane RIDDER

(626) 893-5647
DRE Lic #02008957

Adriane.Ridder@bhhscaproperties.com



BERKSHIRE HATHAWAY
HomeServices
California Properties

©2019 BHH Affiliates, LLC. An independently owned and operated franchisee of BHH Affiliates, LLC. Berkshire Hathaway HomeServices and the Berkshire Hathaway HomeServices symbol are registered service marks of HomeServices of America, Inc. Equal Housing Opportunity. Information not verified or guaranteed. If your home is currently listed with a Broker, this is not intended as a solicitation.

I'd Rather Be Quilt'n
Call -951-551-7985
Ruth A. O'Neill

Long-Arm Machine Quilting
Custom/Pantographs
Professional Quality Work
40+ Years Sewing Experience

Phone: 951-699-4887 Temecula, CA

Smoke-Free Environment

EXTRA WIDE QUILTING FABRICS BY THE YARD

Fantabulous Backs

Kimberlee
Aussie
Bella Suede
Bobbie
Katie/Lisa
Henry Glass and Co
Patrick
Riley Bae
And many more!

Call me @
619-804-6062

Check out our website: fantabulousbacks.com

Elaine's Nifty Needle

Longarm Quilting -
*custom and
edge-to-edge*
Fast turnaround

Elaine Giometti

417-230-1756
cegiometti@verizon.net

1465 Camino Sueno
Hemet, CA 92545

Reminders

To Advertise in this
Newsletter
Please Contact:
Sheri Eramo

Valley of the Mist Quilters Guild
27275 Ynez Rd. #435 Temecula, CA 92592
Newsletter Editor: Website Co-ord.: Michelle Clark
votmq@yahoo.com
<http://www.valleyofthemistquilters.com>
Follow us on Facebook



MISSION STATEMENT

Formed in 1990, Valley of the Mist Quilters Guild is a non-profit charitable, educational and social organization in the Temecula Valley. We promote the knowledge of, and appreciation for, all aspects of quilting and fiber arts with an active philanthropy program.

Our Meeting Location

Community
Recreation
Center
30875 Rancho
Vista Rd.
Temecula, CA

Exit the 15 Freeway
at Rancho California
Rd. and go East.
Go to Ynez Rd. and
turn right.
Go to Rancho Vista
Rd. and turn Left
The CRC is
approximately 1.5
miles on the right-
hand side.

**Everyone
Welcome!**



General Meeting, Tuesday, March 8 @ 6:30 pm.
We are BACK at the Temecula CRC!

Board Meeting, Monday, March 14 @ 6:30 pm.
Rancho Meadows Club House
44501 La Paz Road
Temecula, CA 92592

Renew your memberships!

Bring someone new!

