



Baste & Banter

Hello everyone!

Inside This Issue

President's Page	1
Programs	2
Philanthropy	3
Block of the Month	4
Retreat & Membership	5
Memb. Forms	6&7
Challenge Quilt	8
Opportunity Quilt Show & Tell	9
Board Members	10
Room Set-up	11
Advertisers	12
Reminders	13

February is the month of love and I want to thank everyone for the love they show our guild. We have seventeen members that have volunteered this year to run some part of our guild. That is a great show of support and I am grateful for all of them. We couldn't be such a wonderful guild if we didn't have this show of love and support. Speaking of wonderful, wasn't the January talk from **Susy Nash** great?! The workshop was just as much fun. I almost have my collage ready to quilt. Susy is such a ball of energy, and her niece, Kimmy (the hammer) is so calm. They make great pair.

This month we are doing something different. We have **Carrie Wilson** with **Fantabulous Backs** coming to show us her products. If you make quilts wider than 42 inches, then you will appreciate extra wide backing fabric. The price of wide backing fabric may seem high yet if you calculate how much fabric you get in each yard — it is about 2-1/2 times more — it's cheaper and saves you the time of piecing your backs. She will have plenty to sell at our meeting.

I hope everyone had a chance to go to **Road 2 California**. I just love looking at all those quilts and finding the newest gadgets. In case that wasn't enough for you, don't forget that the Valley Quilters Guild is having their quilt show on February 11 & 12, at the Valley Wide Recreation Center in San Jacinto.

Now for a couple of reminders — we have quite a few members that have not remembered to renew their membership. Please do this at the next meeting so we can get to work on an updated roster.

While we have a bunch of great volunteers already, there are still a few open positions. Please consider adding your name to one of these open jobs: Advertising Coordinator, Parliamentarian, June Fundraising Event, Publicity/Public Relations, Fabric Exchange, Door Prize Coordinator, Show & Tell Coordinator, Corresponding Secretary, Membership Assistant, Quilt Show Assistant, and Opportunity Quilt Marketing. Each job is important, and every volunteer makes this guild even better.

Keep on sewing, keep on sewing!

Adriane Ridder



Tuesday, February 8
6:30, Social Time
7-9 Meeting

2022 Valley of the Mist Guild Program Presenters

Susy Nash

January 11, 2022

January 9, 2019

Lecture: Value of Colors, Shading for Depth and Dimension

Wednesday Workshop: The Teeny Tiny Featherweight #5

Susy has been a certified Laura Heine Instructor since 2018. Prior to that she was working in the healthcare field, but her love of quilting and creativity drew her to train as a Laura Heine instructor. In 2019, soon after finishing her training, she received a call from Laura herself asking if she would be able to teach in Costa Mesa, California. Susy was terrified but she did it and it went very well. That was the start of her teaching career. Since then, she has been off and running. She teaches several classes and workshops.



Fantabulous Backs

February 8, 2022

Speaker: Carrie Wilson

Carrie has a huge assortment of color choices and fabrics from designers like Kim Diehl, Lori Holt and Kaffe Fassett, she will have available for purchase. She will share her knowledge to help give options for your next quilt. Please visit her website at fantabulousbacks.com.



Shelley Swanland

March 8, 2022

March 9, 2022

Lecture: Cathedral Windows and Beyond Trunk Show

Workshop: Cathedral Windows Sampler

"For twenty years, Shelley has been creating Cathedral Window Quilts entirely by machine. The technique uses three-dimensional piecing to construct the top and during quilting, the bias folds are rolled and stitched in place to create a finished quilt. Classic Windows (at right) was created in 1998."



Lyn Brown

April 12, 2022

April 13, 2022

Lecture: Modern + Traditional: Moditionals

Workshop: T-shirt Quilt



Linda & Carl Sullivan

May 10, 2022

May 11, 2022

Lecture: Got Colour? The Color Lecture

Workshop: Colour Bugs and Curves!



Krista Moser

October 11, 2022

October 12, 2022

Lecture: Diamonds are a Quilter's Best Friend

Workshop: TBD



Philanthropy



PHILANTHROPY NEWS YOU CAN USE!

Our January workday was sparsely attended, but the seven of us who were there got a lot done, either working on quilt tops, Christmas stockings, or trimming quilts for the binding stage. At our February guild meeting, look for us in the back as usual. We will have several quilts ready for binding along with pillowcase kits and a few easy-peasy quilt kits.

Thank you for all the **donations of bedding** in January! As you know, new bedding is an ongoing need for the vets (as are all the items we spotlight from month to month), so do feel free to bring new pillows and twin sheet sets in ANY month and we will get them there. For February, we're focusing on **BATH ITEMS: bar soap, men's body wash, shampoo and conditioner.**

If you are doing any spring cleaning (or you have non-guild quilting friends who are) and you have stuff you no longer need, please think of the guild. There are several possible new homes: you can sell it in the June Quilter's Garage Sale, you can donate things to the Merchandise table, and if you have quilt tops or orphan blocks or yardage, philanthropy might be able to use them.

Mother's Day will be here before you know it, so don't forget about **a baby quilt or two!** Or three! The Women's program of the **Loma Linda VA** puts on a big baby shower around Mother's Day for the veteran moms. We try to contribute about 75 baby quilts to this effort. No minimums or maximums. Generally a good size is about 40 x 50. If you'd like to make a twin size quilt for a make veteran, the minimum size is 64 x 80. These can be wider and/or longer.

Thank you for your help!
Lynn, Ida and Ellen



Block of the Month

Block of The Month 2022: Block #2

Here is our second star block of the year. This year we are doing all improvisational star blocks. To get started, here are the fabrics you need: your focus fabric, two or three coordinating fabrics based on the colors in the focus fabric, and a white fabric. Pick ones that contrast with each other. Remember, all our blocks end up 12.5" X 12.5" (a 12" finished block.) We will have the focus fabric available for sale at guild meetings.

Also, the Guild's website and Facebook page should have a post directing you to the YouTube instructions for this block and there is a link below, just click on the photo.

Cut list -- For one block

Fabric 1 (background): Four 6.5" squares

Other fabrics: Four 2" X 7" rectangles. (This is the total number of pieces; one needs to be of the focus fabric, and you choose whether it is three different colored pieces, or you can repeat one color. Just make sure that you have the focus fabric, and a white fabric in the block.)

Assembling the block: Use a quarter in seam.

- To make the star points: Place the 2" X 7" rectangles right side up on cutting mat in two stacks. Have all the pieces oriented the same. Make one diagonal cut from the bottom to the top (either with a ruler or free cut it) in one direction for one stack and in the other direction for the other stack. This gives you cuts for the different points. See photo 2. You can add the points in either order, but the first one you add will show less fabric at the end. Since each point is unique you will mark the placement of each triangle and then sew it on. Refer to photo 3 and place a triangle piece on the corner of a background square, at this point have both pieces right side up, in one corner (if you are starting with the other corner, your first cut will look like photo 5.) Move the triangle so it extends beyond the edge of the background 1/2" on the outer two sides. Place a ruler on the square so it butts up to the triangle laying on the corner. Remove the triangle and trim off the corner exposed. Lay the triangle on this edge as shown in photo 4 with the tip extend above the block 1/4". Sew, press, and trim square back to 6.5" and repeat with the same point on the other three squares.
- Now add the other point using the same method, just make sure you are working on the corner where we added the point in the last step as shown in photo 5. Do this for each square and make sure you trim them back to 6.5" (photo 6.)
- Now arrange these units as shown in photo 1. Try different arrangements to get your favorite. After you decide your arrangement, sew together horizontal rows. Press the seams in opposite directions. Nest the center seams and sew the final seam. Press.
- Now to square it up. Use your 12 1/2" X 12 1/2" square up ruler, place it over the block. Make sure there is fabric under all parts of the ruler and trim to 12 1/2" X 12 1/2".

We hope you enjoyed this block. See you at the guild meeting!

Adriane Ridder & Shelly McNeely
Block of the Month Coordinators



Photo 2



Photo 3



Photo 4




Photo 5




Photo 6



YouTube instructions

2022 Retreat



Membership News

Greetings everyone in this exciting new year. We are accepting new memberships and or renewals for 2022. There are lots of exciting things planned for the coming months and you won't want to miss out. Our membership has returned to our regular annual price of \$30. Be sure to bring a check or cash and stop by the membership table to renew your membership at the February meeting.

Don't forget to wear your name badge to qualify for an extra chance at winning a door prize. See you in February!!

Elaine Giometti
Membership Chairman.



2022 Membership Application & Renewal

Valley of the Mist Quilters Guild

PMB 435, 27475 Ynez Road., Temecula, CA 92591

Membership Form

Dues are **\$30** for the year, January 1 through December 31. Our January meeting is the renewal deadline. Please fill out the form below and either mail it to the Guild (Attn: Membership) or turn it in at the next meeting along with your payment. Make checks payable to Valley of the Mist Quilters Guild.

You must have a completed membership form included with your dues payment.

Today's Date: _____ New Member _____ Renewal _____ Membership #: _____

Name: _____ Birthday: Month/Day _____

Mailing Address: _____

City: _____ Zip: _____

Phone: Home _____ Cell _____

Email Address: (This address will be used to email your monthly newsletter and annual roster & updates) _____

- I require a printed copy of the annual roster. (Updates will be via email): Yes _____ No _____
- May we use photos of you and/or your work on our website? Yes _____ No _____
- How would you rate yourself as a quilter? Beginner ___ Intermediate ___ Advanced ___
- Are you interested in joining a friendship group? Yes _____ No _____

What type of programs or workshops would you like to see offered? Specific speakers/teachers?

New members, please tell us how you found out about the guild:

Guild Participation:

_____ Serve as an elected or appointed official, or in an auxiliary position. Indicate area of interest below.

Preference: _____

_____ Serve on any standing or special committee (Quilt Show, Philanthropy, Opportunity Quilt, Membership)

Preference: _____

Members are requested to sell or purchase \$20.00 worth of Opportunity Quilt tickets, participate in the work of the Guild and in the work of the Quilt Show. If you have any questions, please go to our website (valleyofthemistquilters.com) or contact a Board member. You can also write us at the address above.

Payment:
Membership Card:
Guest Pass:
Roster:

Membership Forms

Quilt Show Participation (1st Saturday in October)

Name: _____

Email: _____

Date _____

All members of the Valley of the Mist Quilters Guild are asked to help make our annual quilt show successful. The following list includes the most common choices available for quilt show participation. If you have another idea, please contact the Quilt Show Chairperson.

This form will be submitted to the Quilt Show Chairperson.

_____ Work on Quilt Show Committee: attend monthly committee meetings, help plan and execute the quilt show

_____ Work a minimum of 3 hours at or toward the Quilt Show

_____ Make and donate a quilt larger than 24" x 24" for the Quilt Show Auction. (This may be done as a group project friendship group or others.)

VOMQG Membership Application Page 2 Rev: 11/2021

Membership in Valley of the Mist Quilters Guild runs from January 1-December 31. Dues are payable before end of January if you are renewing. Fill out your forms & bring with your payment of \$30 to the December or January meeting or mail per instructions below. What a bargain for 12 monthly meetings, national and local speakers and workshop teachers, quilt show participation, seasonal activities, friendship groups, an active philanthropy group, community involvement and as much quilting fun as you can stand! Join or renew & tell your friends! These forms are also available on our Guild website.

2022 Challenge Quilt

2022 CHALLENGE QUILT

After two long years without a guild challenge, lets get excited about bringing it back by expressing our creativity with this year's theme:



Black and white and a little Bright!

Rules:

- Quilt must include predominately black and white fabrics with a lesser amount of a color fabric. Prints or solids may be used.
- Quilts of any size are acceptable but must contain a front, back and batting in between. Quilting can be either machine or by hand.
- Must be a new quilt created especially for this challenge
- Quilt may be pieced, appliqued or drawn. Art mediums may be used such as fabric paints, watercolor pencils or crayons/ink.
- Quilt may be an original design or made using a published pattern.
- Finished quilts will be displayed at the September meeting where members will vote for FIRST, SECOND & THIRD place winners.
- All entries will be displayed at the annual quilt show in Old Town in October.

If you have any questions,

please call or email

Vanessa Prario

vlprario@gmail.com

909/615-4096



Opportunity Quilt

A big thank you to all who volunteered at the Road to California quilt show in Ontario. **Rita Dominguez, Laura Alvarado, Karrie Dominguez, Kristine Timm, Shelly McNeely, Adriane Ridder, Janice Emmerson, Lupe Barker, Paula McGaugh, Margaret Oglesby, Edna Wright, Shana Duer, Linda Mikkelson, Marlene Oaks, and Laurie Gonzalez** all took a two hour shift as white glovers. **Carole Donahoe** and **Paula McGaugh** also helped me with ticket sales. Due to Covid, the show was smaller than usual with fewer people in attendance, but since our opportunity quilt was the only one there on Thursday, we still did pretty well with ticket sales. The next outing for **Shakespeare in the Park** will be Friday and Saturday, February 11th and 12th, at the Valley Quilters quilt show in Hemet. We set up the quilt outdoors since space inside is limited. I will need some help each day so that I might get a ten minute bathroom break. If someone could help sell tickets for an hour or two either day, it would allow me to go inside to see the show myself. **Let me know at our next meeting, Tuesday, February 8th, if you can help me out.**

Gloria Bachmann



Show & Tell



In this new year, we hope to see many of your wonderful quilts. There is a small change- we no longer have a need to sign in- we're asking that you place your quilts on the Show & Tell table for all to see. Then, please come to the stage to show your works of art. This will be a good year.

2022 Board Members

<u>POSITION</u>	<u>NAME</u>	<u>NAME</u>	<u>NAME</u>
Elected Positions:			
PRESIDENTS			
1st VICE PRESIDENTS	Adriane Ridder		
2nd VICE PRESIDENT	Laura Alvarado	Karrie Dominguez	
SECRETARY	Dene Ryan		
TREASURER	Vanessa Prario	Kristine Timm	
WAYS and MEANS	Shelly McNeely		
PAST PRESIDENT	Maryruth Wilson		
	Shirley Brown		
Appointed Positions:			
ADVERTISING COORDINATOR	OPEN		
AMBASSADOR COORDINATOR	Marlene Oaks		
BLOCK OF THE MONTH COORDINATORS	Adriane Ridder	Shelly McNeely	
CHALLENGE QUILT COORDINATOR	Vanessa Prario		
CORRESPONDENCE SECRETARY	OPEN		
DOOR PRIZE COORDINATOR	OPEN		
FABRIC EXCHANGE	OPEN		
FACILITY COORDINATOR	Laurie Gonzalez		
FRIENDSHIP GROUP COORDINATOR	Paula McGaugh		
HOSPITALITY HOSTESS	Laurie Gonzalez		
INTERNAL AUDITOR	Janice Emmerson		
JUNE FUNDRAISER EVENT	OPEN		
LIBRARIAN	Paula McGaugh		
MEMBERSHIP CHAIRS	Elaine Giometti	Dorothy Ray	
MERCHANDISE COORDINATOR	Karrie Dominguez		
MONTHLY MINI COORDINATOR	Vanessa Prario		
NEWSLETTER EDITOR	OPEN		
OPPORTUNITY QUILT CHAIR	Gloria Bachmann		
OPPORTUNITY QUILT MRKTG	OPEN		
PARLIAMENTARIAN	OPEN		
PET BED COORDINATOR	Ellen French		
PHILANTHROPY CHAIRS	Ellen French	Lynn Korito	Ida Colvin
PUBLICITY & PUBLIC RELATIONS	OPEN		
PRESIDENTS QUILT	Shirley Brown		
QUILT SHOW CHAIR	Maryruth Wilson		
QUILT SHOW ASSISTANT	OPEN		
RETREAT COORDINATORS, 2022	Tawnya O'Herron & Mary Ann O'Herron		
RETREAT COORDINATOR, 2023	Tawnya O'Herron & Mary Ann O'Herron		
SCCQG REPRESENTATIVE	Dene Ryan		
SOCIAL MEDIA COORDINATOR	Carol Nanfito		
SHOW & TELL COORDINATOR	OPEN		
WEBSITE COORDINATOR	Michelle Clark		
WORKSHOP COORDINATOR	Laurie Gonzalez		



Reminders: Snacks & Door Prizes



Birthday Month	Bring Door Prize	Bring Snack	Monthly Program
January	yes (plus Dec.)	yes (plus Dec)	Speaker
February	yes	yes	Speaker
March	yes	yes	Speaker
April	yes	yes	Speaker
May	yes	yes	Speaker
June	no (bring in Sept.)	no (bring in July) (board members to bring snacks)	Basket Bonanza
July	no (bring in Sept.)	yes (plus June)	Quilters "U"
August	no (bring in Sept.)	yes	Philanthropy Sew
September	yes (plus June-Aug)	no, (bring in October)	Guild Birthday Party
October	yes	yes (plus Sept.)	Speaker
November	yes	yes	Speaker
December	no (bring in Jan.)	No	Holiday Party/Potluck

Monthly Programs & Room Set-Up

Valley of the Mist Quilters Guild Program and Room Set Ups

	January	February	March	April	May	June	July	August	September	October	November	December
Program	Speaker	Speaker	Speaker	Speaker	Speaker	Basket Bonanza	Quilters University	Phil. Sew In	Challenge Quilt	Speaker	Member Showcase	Holiday Party
Block of the Month	yes	yes	yes	yes	yes	no	no	no	yes	yes	yes	no
Challenge Quilt	yes	yes	yes	yes	yes	no	no	no	yes	no	no	no
Charm Squares	yes	yes	yes	yes	yes	no	no	no	yes	yes	yes	no
Door Prizes	yes	yes	yes	yes	yes	no	no	no	yes	yes	yes	no
Library	yes	yes	yes	yes	yes	no	no	no	yes	yes	yes	no
Merchandise Table	yes	yes	yes	yes	yes	no	no	no	yes	yes	yes	no
Monthly Mini	yes	yes	yes	yes	yes	no	no	no	yes	yes	yes	no
Opportunity Quilt	yes	yes	yes	yes	yes	yes	no	no	yes	yes	yes	no
Philanthropy	yes	yes	yes	yes	yes	no	no	no	yes	yes	yes	no
Show and Tell	yes	yes	yes	yes	yes	yes	yes	no	yes	yes	yes	no
Refreshments	yes	yes	yes	yes	yes	yes	yes	yes	yes	yes	yes	yes
						Board provides			Dessert contest			Members Potluck



Please Support Our Advertisers



Looking to Sell? WE HAVE BUYERS.



BERKSHIRE HATHAWAY
HomeServices
California Properties



DISCOVER YOUR HOME'S VALUE

Our exclusive partnership with Buyside allows me to pull information from a multitude of real estate websites to match prospective buyers to your home. Real-time data, combined with my expert knowledge of the local market will aid me in pricing your home accurately and effectively to attract active buyers.

When you're ready for a more in-depth look, let me put my expertise to work for you. I can provide a more detailed home value by reviewing neighborhood trends, current and past sales and the overall condition of your home.



CONTACT ME TO SET UP A TIME TO MEET.

**Adam
PIERSON**

(951) 733-4468
DRE Lic. #02008956
Adam.Pierson@bhscaproperties.com



**Adriane
RIDDER**

(626) 893-5647
DRE Lic. #02008957
Adriane.Ridder@bhscaproperties.com



BERKSHIRE HATHAWAY
HomeServices
California Properties

©2019 BHH Affiliates, LLC. An independently owned and operated franchisee of BHH Affiliates, LLC. Berkshire Hathaway HomeServices and the Berkshire Hathaway HomeServices symbol are registered service marks of HomeServices of America, Inc. Equal Housing Opportunity. Information not verified or guaranteed. If your home is currently listed with a Broker, this is not intended as a solicitation.

I'd Rather Be Quilt'n
Cell -951-551-7985
Ruth A. O'Neill

Long-Arm Machine Quilting
Custom/Pantographs
Professional Quality Work
40+ Years Sewing Experience

Phone: 951-699-4887 Temecula, CA
Smoke-Free Environment



COZY Creative CENTER

756 Jamacha Road, El Cajon, CA

Hours:
M-Sat: 10-5:30.
Sun: 12-4.



619-670-0652



CozyQuilt.com


Open 7 days a week

Elaine's Nifty Needle

Longarm Quilting
Custom and
Edge-to-edge
Fast Turnaround

Elaine Giometti
1469 Camino Sueno
Hemet, CA 92545

417-230-1756
cegiometti@verizon.net



Fantabulous Backs

Extra Wide Quilting Fabrics by the yard
Many Selections to Choose From




PATRIOTIC FABRICS


KAFFE/TULA

BATIKS

CIVIL WAR REPRODUCTIONS



RILEY BLAKE



AND MANY OTHERS

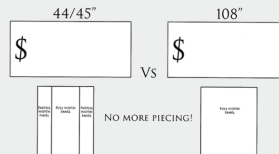
★ MONTHLY SPECIAL ★

Buy \$100.00 of fabric (excluding tax) & receive a free Brand new 45 ml Olfa Blade

Buy \$150.00 of fabric (excluding tax) & receive a free Brand new 60 ml Olfa Blade

* Not valid with any other offer

SAVE TIME AND MONEY!



- 100% Cotton
- Flannels
- White/White
- Solid Colors
- and Much More!

www.fantabulousbacks.com
619-804-6062

fantabulousbacks@gmail.com

@fantabulousbacks

Reminders

To Advertise in this
Newsletter
Please Contact:
Adriane Ridder

Valley of the Mist Quilters Guild
27275 Ynez Rd. #435 Temecula, CA 92592
Newsletter Editor: Website Co-ord.: Michelle Clark
votmq@yahoo.com
<http://www.valleyofthemistquilters.com>
Follow us on Facebook



MISSION STATEMENT

Formed in 1990, Valley of the Mist Quilters Guild is a non-profit charitable, educational and social organization in the Temecula Valley. We promote the knowledge of, and appreciation for, all aspects of quilting and fiber arts with an active philanthropy program.

Our Meeting Location

Community
Recreation
Center
30875 Rancho
Vista Rd.
Temecula, CA

Exit the 15 Freeway
at Rancho California
Rd. and go East.
Go to Ynez Rd. and
turn right.
Go to Rancho Vista
Rd. and turn Left
The CRC is
approximately 1.5
miles on the right-
hand side.

**Everyone
Welcome!**



General Meeting, Tuesday, February 8 @ 6:30 pm.
We are BACK at the Temecula CRC!

Board Meeting, Monday, February 14 @ 6:30 pm.
Rancho Meadows Club House
44501 La Paz Road
Temecula, CA 92592

Renew your memberships!

Invite your friends!

