



Baste & Banter

This Month's Happening

In This Issue	
This Month's Happening	1
President's Page	2
Upcoming Guild Program Presenters	3
Workshops	4
Philanthropy	5
Block of the Month	7
February Birthdays	8
Challenge Quilt 2023	8
Opportunity Quilt	8
Valley of the Mist Library	9
Fat Quarter Exchange	9
Summer Fundraiser	10
Friendship Groups	10
Membership Renewal	10
Membership Form	11
2023 Board Members	12
Monthly Meeting Reminders	13
Snacks & Door Prizes	13
Monthly Programs & Room Set-Up	13
Please Support Our Advertisers and Sponsors	14
Reminders	16

Members, we have an award winning Art quilter speaking at our February meeting. Let me tell you a little bit about Laretta Crites. She learned to sew at home and like many of us, Laretta watched her mom sew dresses, costumes and even her Prom dress. She attended CalArts school theater as a costume designer and traveled the globe with the Los Angeles Opera like Milan, Madrid and Nice to name a couple, how exciting is that!



In a later chapter of life, Laretta attended Road to California Quilt Show and saw Art Quilts for the first time and the spark was lit. She enjoys teaching what she has come to love, quilts of Art. So, I invite you all to join us at our Tuesday night meeting where we are sure to be dazzled and delighted in not only her journey in leaning her technique but her creativity filled Quilts.

Don't forget the speaker's dinner Tuesday 4:30 @ Burgers and Beer 41577 Margarita Rd Suite 101, Temecula. All Members are welcome. Please RSVP Karrie to reserve your spot: kdominguez17@hotmail.com

Don't forget to bring your Show & Tell items!

Meeting Place for February 14, 2023, General Meeting

Remember we are not meeting at the Temecula Community Recreation Center for the next several months. This month we are meeting at the SRCAR event center. The address is **26529 Jefferson Ave., Murrieta, 92562**. This is next door to what used to be the Smart & Final Store but is now a hydroponics sales center. Do not park in that parking lot – they will have you towed. SRCAR has a big, well lighted parking lot and if that fills up, there is extra parking in the parking area on the south-west corner of Corning Place. If driving north on Jefferson, the entrance to the parking lot is on the left, just before the stoplight at Corning Place.

President's Page

Hello Quilters!

This year is already flying by. I think every year that this is the year to kick back and take it easy – then I find a new project or ten new projects and the time just flies. If your year is already busy – don't forget to set aside time for the Guild. We have a wonderful speaker this month -- Laretta Crites. At the meeting on February 14th, she is going to talk about unlocking your creative power and then on February 15th, she is going to teach us how to paint on Tyvek and then show us how to incorporate Tyvek into our quilts. I can't wait to see this in action. If you can't make this workshop, please check out our other workshops coming up this year. The classes are very affordably priced at \$40 for guild members and there is such a variety this year. You are sure to find something that interests you. We even have a Saturday workshop coming in April.

I am very excited that Vanessa has given us such a great challenge for this year's challenge quilt. I am planning my landscape quilt and without this challenge, I don't think I would have ever tried to make one. Swan Sheridan's class last month was great --I feel like I can make something that I will not be embarrassed to show. Add to that this month's speaker & workshop; I think Laretta will give me even more tools to use. I am going to need a lot of techniques to make what I have planned.

I know that I keep asking you all to volunteer to help out with an area of the guild, but I do want to remind everyone that our guild is wonderful because we all are supposed to contribute to make it so. If you have a suggestion or complaint, come talk to me and we can figure out how you can help fix the problem. Currently there are still many open positions. Most of us doing jobs for the guild are doing two or three jobs, so we need more people to help. I do want to highlight one job that I am working hard to find someone to take over. That job is the marketing of the opportunity quilt. It isn't a difficult job, and it doesn't require you to take the quilt to other places – you just need to find volunteers that will. The opportunity quilt is one of our biggest fundraisers and Gloria has been doing this job for ten years and she really needs someone to take over. Please talk to Gloria if you have any questions.

Please keep reading – there is a lot of information in this month's newsletter, and we don't want you to miss out.

Keep Quilting

Adriane Ridder
VOMQG President

Next Meeting

**Tuesday, February 10th
6:30, Social Time
7-9 Meeting**

Upcoming Guild Program Presenters

Lauretta Crites Feb 14, 2023 Lecture: Create! Keys to Unlocking Your Creative Power

Feb 15, 2023 Workshop: Painted Tyvek Koi Fish

Lauretta is an award-winning quilter that believes that we CREATE! our lives, and that our purpose is to live JOYFULLY. She spent 15 years as a professional costume designer and now is focused on teaching and speaking at Guilds and quilt events such as Quilt Show Reno and The Houston Festival. She loves interacting with creative souls and seeing people light up with the possibilities of applying the things they learn in her classes. Please visit her website at: <https://laurettacrites.com>



Leah Zieber Mar 14, 2023 Lecture: Antique Quilt Trunk Show and Lecture

Mar 15, 2023 Workshop: Orphans and Aliens-Creating Quilts from Space Junk

Leah is a Southern California quilt historian and quilt maker specializing in Antique Reproduction Quilts from the nineteenth century. Her reproduction quilts have been exhibited at quilt shows and historical museums across the country. Please visit her website at: <https://zieberquilts.com>



Dana Jones Apr 11, 2023 Lecture: Pantinabangay: The Quilts and Quilmakers of Caohagan Island

Apr 15, 2023 (please note this is a Saturday) Workshop: Goodbye Ruler... Free Cutting Caohagan Island Style

At Dana's talk you will be transported to a tiny island — just 13 acres — in the central Philippines as you enjoy images and stories of the colorful quilts and the more than 100 quilmakers of Caohagan Island. You'll see photos of more than 50 of these handmade, one-of-a-kind quilts plus be introduced to the unique techniques developed by these quilmakers whose tools are simply fabric and scissors, needle and thread. Please visit her website at: <https://www.danajonesquilts.com>



Tina Curran May 9, 2023 Lecture: My Excellent Adventure as a Quilter **May 10, 2023 Workshop: Flag #4**

Tina's interest in making art quilts was jump-started by seeing her dear friend take a variety of patterned fabrics, cut them into pieces and combine them in an artistic way. As a life-long sewer (having experienced her first sewing triumph with a skating skirt she made in Girl Scouts), she took to quilting quickly. She finds one of the great thrills with this art form is that her options are as infinite as those of a painter working on canvas -- landscapes, portraits, geometric patterns, abstract impressions, etc. Please visit her website at: <http://www.tinacurran.com>



Upcoming Guild Program Presenters

Jamie Davis Jun 13, 2023 Lecture: The History and Mystery of Baltimore Album Quilts

Jun 14, 2023 Workshop: Baltimore Blooms

After Jamie began teaching, she discovered the joy of connecting with other quilters and helping them learn new skills. Her work has been shown in national and international exhibits including the International Quilt Show in Houston, Texas and the Pacific International Quilt Festival in Santa Clara, California. Please visit her website at: <https://www.loopytulips.com>



Kathryn Pellman October 10, 2023 Lecture: Word Salad: Fashionistas & Girlfriends

October 11, 2023 Workshop: Paper Dolls for Grown Ups

Kathryn is an artist, fashionista, quilter, cook, baker, gardener and storyteller. Her whimsical series of small, playful, single frame cartoons feature long limbed and knobby kneed Fashionistas that invoke fashion illustration. Fashionistas mixed with some Word Salad combine fashion and quilting along with her passions and are a celebration and exploration of women and femininity, their lives, friendships and romantic relationships, real and imagined. She is a Juried Artist member of SAQA (Studio Art Quilters Association), has a Certificate in Fashion Design and has been sewing ever since she could thread a needle. Please visit her website at <https://www.kathrynpellman.com>



Workshops

Please check out the upcoming workshops:

There are still openings for the Laurretta Crites workshop – Painted Tyvek Koi Fish on Wednesday **February 15th**. Stop by the Workshop table see the sample, pick up your supply list. Cost \$40.

Per Laurretta Crites “this class gives you hands-on experience with Tyvek 2 ways – we’ll texture, paint and stitch background circles and swirls, then custom paint an original Koi fish each as unique as you are. Once you learn the technique the possibilities for this up-cycled embellishment are endless. Class project is approximately 16” x 16”.

Our **March 15th** Workshop is Orphans & Aliens – Creating Quilts from Space Junk. The cost is \$40. Check out the sample, sign up and get your supply list.

Per Leah Zieber, “this new workshop allows students to rid themselves of all those orphan blocks and UFO’s (aka – those Aliens living in your closets) and create a truly UNIQUE and wonderful quilt – large or small. Each student creates a one-of-a-kind quilt and finally leaves a workshop with a finished top!

Philanthropy

Valley of the Mist quilters did very well in terms of philanthropy in 2022. Below you will find a 2022 recap of items donated by us to the following organizations:

Temecula Valley Assistance League (area foster children), U.S. Vets (formerly homeless veterans being housed at March ARB), Alternatives to Domestic Violence (a local women and children’s shelter), Loma Linda VA Women’s Program, Lake Elsinore Animal Friends (LEAF) and the San Jacinto animal shelter (crate beds).

Quilts...**203** Pillowcases...**404** Pet beds...**107** Christmas Stockings...**57**

2 carloads of food to US Vets, and the following totals of household goods to US Vets and ADV:

Bar soap.....184	Body Wash/shampoo...16	Toothbrushes...83
Toothpaste...87	Mattress pads....5	Pillows...38
Twin sheet sets...46	Knit caps...116	Deodorant...31
Dental floss....12	Socks...131 pair	Men’s T shirts...71
Cleaners....10	Men’s underwear...72 pr	Bath towels...58
Hand towels...31	Washcloths...57	Bathmats...8
Lotion...5	Shave cream...22	Razors...233
Slippers...1 pr	Kitchen towels...40	pots & pans...17
Toaster oven...1	Coffee maker...1	Crockpots...4
Beach towels...7	Throws...7	Sets dishes...1
Dog food...702 lb	Paper towels...3 cases	Toilet tissue...5 cases
Napkins...1 case	Facial tissue...1 case	Suction shower handles7
Shampoo...19	Disinfecting wipes...2	Potholders...4
Shower curtain stuff...23	Assorted baby things	

While our sewn-items production was down considerably from 2021 and 2020, we compensated in donated household goods. The items listed above are needed all the time, and we will be happy to receive whatever you choose to bring in. US Vets is profoundly grateful for all we do.

We took two more carloads up to March on December 18, the day when In-N-Out Burger brought the big burger truck up to serve the men lunch. This was arranged by Lynn Korito, at a value of over \$2,000. 160 meals were served. We toured the US Vets “pantry,” which contains all the items we donate, and any resident may come in and select whatever he or she needs. The hottest, most in-demand item is toilet tissue. See photos below. When we asked what else they might need, one vet mentioned that some of the guys are not small, medium or large, and in fact might be XL, XXL or even XXXL in size (although not many of those) for underclothing. Also, many of the older vets there have arthritic hands and those guys really appreciate pull-top cans. In addition to pull-top cans, if you happen to find basic electric can openers, those would be gratefully received as well.

Philanthropy continues to meet the last Saturday of each month (with some adjustment dates toward the end of the year to account for holidays) at the meeting room of the

Temecula Valley Assistance League on Via Montezuma. AL assists the many, many foster children in the area. The Christmas stockings we donated last year went to fosters at a Christmas party in Romoland. We hope to be able to donate stockings in much greater numbers in 2023. If you enjoy working on Christmas stockings, please see Ida Colvin at meetings. Ida is our Stocking Coordinator.

We really could use more help with sewing up quilt tops, backings, etc. There are only about 8 of us who regularly attend the Philanthropy Work Day at AL. We would be thrilled if more of you could join us. You may either work on your own philanthropy quilt project or help us cut and sew backings, cut batts, assemble bindings, etc.


HUGE thanks to Edna Wright, Maryruth Wilson, and Elaine Giometti, who help us out with their invaluable long arm quilting. Huge thanks also to Cathy Cochran, who binds a whole lot of our quilts. Many, many thanks to you all.



Block of the Month

Block of the Month 2023: Block #2

Hello – this month we are continuing our log cabin variations, and this is a log cabin twist. The 2023 focus fabric is from Hoffman and is called Paint Impressions. In addition to the focus fabric, you will need a white fabric and three additional coordinating fabrics based on the colors in the focus fabric. Remember, all our blocks end up 12.5" X 12.5" (a 12" finished block.) We will have the focus fabric available for sale at guild meetings for \$3 per fat quarter. This year, if you purchase focus fabric and turn in block of the month blocks for at least two months, we will refund your \$3.



Also, the Guild's website and Facebook page should have a post directing you to the YouTube instructions for this block.

Cut list -- For one block:

Other than the center fabric (focus fabric), you choose the placement of the white and the coordinating fabrics. Use two of them for rounds 1, 2 and 3 and then use the other two for rounds 4 & 5.

Center (focus fabric): One 3.25" square

Round 1: 2" X 3.75" rectangle – one of each color

Round 2: 2.25" X 4.75" rectangle – one of each color

Round 3: 3" X 5.75" rectangle – one of each color

Change colors

Round 4: 3.75" X 7.25" rectangle – one of each color

Round 5: 5" X 9.75" rectangle – one of each color

Assembling the block: Use a quarter inch seam. Press to the newly added fabric

- Sub-cut round 1-5 fabrics. Stack same size rectangles with right sides up. Orient the pieces vertically and cut on the diagonal from the bottom left to the top right. (Photo 2) Next, all the resulting triangles from this cutting will have an approximate 60° angle at the intersection of the hypotenuse and the short edge of the triangle. Trim these using the 60° line on one of your rulers. Place the 60° line on the short edge and the cutting edge of the ruler ¼" in from the tip that connects with the hypotenuse. Trim this point. (Photos 3 and 3a.)
- 1st Border – we will now add the 1st round to the center square. Line up one edge of the square with the hypotenuse of a round 1 triangle. The trimmed point should just touch the adjacent edge of the square. (Photo 4) Sew together and press. Trim edge to match neighboring edge of the square. (Photo 6). This will be your next sewing edge. You should be adding pieces in a counterclockwise order. Line up the next piece of round 1 fabric – use the second color -- to this edge you just trimmed. The trimmed tip should match up to the fabric in front of the just trimmed corner. Continue around the square, alternating colors, until all sides have a triangle added. After you add the last piece, you should have a square again. This new square should be approximately 4.25". Remember to press after each piece is added.
- Repeat this process to add each new round. In order to help keep your block square, pick a different side to start each round – just make sure you are putting the colors on the correct sides. After round 2 the square should be approximately 5.5", round 3 – 7.25", round 4 – 9.5"
- Now to square it up. Use your 12½" X 12½" square up ruler, place it over the block. Make sure there is fabric under all parts of the ruler, check that you leave a ¼" below the intersections of the alternating fabrics and trim to 12½" X 12½".




Photo 2



Photo 3




Photo 3a



Photo 4



Photos 5



Photo 6



[Link to YouTube](#)

Adriane Ridder & Shelly McNeely
Block of the Month Coordinators

February Birthdays



February Birthdays	
Lynn Stuck	Feb 6
Lynn Sutphen	Feb 8
Cheri McDowell	Feb 10
Gretchen Bryant	Feb 14
Susan Probst	Feb 19
Elaine Turner	Feb 22
Brenda Hartley	Feb 26
Carol Nanfito	Feb 26



Challenge Quilt 2023

Challenge: a call to take part in a contest or competition. Synonyms include dare, test, trial, experiment, defy and confront.

This year I am presenting guild members with the task of challenging themselves as well as with other members! Our category will be Landscapes.

- Your entry must include fabric and be finished by quilting in some manner.
- It must be a project that you begin after December 13th, 2022.
- Judging will be for 1st, 2nd and 3rd place as voted on by members.
- Size is not to exceed a perimeter of 144". (e.g., 3' x 3')
- Entries are due at the September 2023 meeting and will be judged at that time.
- All entries will be displayed at the annual Quilt Show in October in Old Town Temecula.
- To enter the contest please sign up with Vanessa

Please call or email with any questions: Vanessa Prario 909/615-4096
vlprario@gmail.com

Opportunity Quilt

First of all, many thanks to all the members who volunteered to do a two hour shift as a white glove volunteer and also to those who helped sell opportunity quilt tickets at Road to California. I hope you all enjoyed the show.

Next up is taking Kaleidoscope to the Valley Quilters Quilt Show in Hemet on Friday and Saturday, February 10th and 11th. I know many of our members attend this show. I ask for a volunteer or two who could sell tickets for an hour or two on either day so that I have a chance to see the show myself. I also need a couple of members each day to fill in for about 10 minutes or so to give me a chance for a bathroom break.

Lastly, if you still haven't received your packet of tickets for the opportunity quilt, see me at the meeting.

Gloria Bachmann



Valley of the Mist Library

To access library go to: <https://www.librarything.com/catalog/valleyofthemist>

Click on title to get book descriptions. (Note: Some don't have descriptions)

To check out book: Email: librarian.votmqg@gmail.com

In the subject line put name of book and author. In body of email put your name, email address and mobile phone number.

- ✓ Your book will be brought to the next meeting.
- ✓ You must be guild member.
- ✓ Books are checked out for 1 month



Check out these books:

Quick Quilts from the Heart

By Liz Porter and Marianne Fons

"This book has lots of projects with colorful photographs and easy to follow instructions."

Miniature Baltimore Album Quilts

By Jenifer Buechel

"You can create a miniature quilt to choosing from 28 blocks, 3 boarder designs and more that 50 stitches. This is fusible appliqué and silk ribbon embroidery and other stitches to create a classic"

Fat Quarter Exchange

The Fat Quarter Exchange is a guild activity that is fun and totally voluntary. For each meeting, a theme is announced ahead of time in the newsletter, and if you would like to play, bring a fat quarter that matches the theme of that month. For every fat quarter you bring you will be given a ticket. At the end of the break, one (maybe two!) ticket will be picked, and the lucky person(s) owning that ticket will go home with all the fat quarters brought in that night. Not only is it a nifty way to add to your stash, the fabric you go home with will all be of the same theme, and will be perfect for the beginning of a new project!

Please remember to bring quilt shop quality fat quarters.

February: Valentine – Heart print fabric or solid **Red, Pink or White**

Themes for the remainder of 2023 Fat Quarter Game (All fabric can be a solid color or a print)

March: St Paddy's – **Any shade of Green**

April: Spring Pastels – **Pink, Blue, Lavender, Yellow, Greens**. All fabric must be pastel in color

May: **Flowers, flowers, and more flowers**; bring in any fabric but must have flowers on it.

June: **Batiks**

September: Colors of Autumn – **Green, Gold, Reds, Yellow, Brown**

October: **Halloween Prints**

November: **Christmas Fabric**

Summer Fundraiser

Dru Farrell of Sew Treasured Quilt Shop is accepting donations for the summer fundraiser to be held on July 11th. Collect up your excess sewing notions, books, and quilt shop quality fabric and bring to the meeting on February 14th.



Dru is asking you to sort your contributions into bags/boxes labeled "notions", fabric, books/magazines etc. This will make it easier for her to arrange the merchandise for the event.

Please ask Dru how you can help when you're in the shop or see her at the meeting.



Friendship Groups

Friendship Groups

Do you want to be in a Friendship Group? At the next meeting, please stop by the Friendship Group table at 6:10 pm for a small meeting and sign the list for either a daytime or nighttime group.

If your Friendship Group needs more people, please email friendshipgroups.votmqq@gmail.com and provide the following info: Your name, phone number, email address and if your group meets during the day or at night.

Membership Renewal

All members need to renew their membership now. If you have not renewed your membership by February, your name will not be included in the roster. If you have new contact information – it is helpful if you highlight it on your form, so it doesn't get missed.

Please print and fill out the membership form on the next page and drop off at the sign in table at next monthly meeting, along with your dues payment.

Valley of the Mist Quilters Guild

PMB 435, 27475 Ynez Road., Temecula, CA 92591

Membership Form (Rev. 12/2022)

Dues are **\$30** per year, January 1 through December 31. **Our January meeting is the renewal deadline.** Please fill out the form below and mail it to the Guild (Attn: Membership) or turn it in at the next meeting along with your payment. Make checks payable to Valley of the Mist Quilters Guild.

You must have a completed membership form included with your dues payment.

Today's Date: _____ New Member _____ Renewal _____ Membership #: _____

Name: _____ Birthday: Month/Day _____

Mailing Address: _____

City: _____ Zip: _____

Phone: Home _____ Cell _____

Email Address: (This address will be used to email your monthly newsletter roster & updates)

- I require a printed copy of the annual roster. (updates will be via email): Yes _____ No _____
- May we use photos of you and/or your work on our website? Yes _____ No _____
- Are you interested in joining a friendship group? Yes _____ No _____

What type of programs or workshops would you like to see offered? Specific speakers/teachers?

New members, please tell us how you found out about the guild:

Guild Participation: Please tell us how you would like to help participate in the work of the Guild.

_____ Serve as an elected or appointed official, or in an auxiliary position. Indicate area of interest below.

Preference: _____

_____ Serve on any standing or special committee (Quilt Show, Philanthropy, Opportunity Quilt, etc.)

Preference: _____

All members of the Valley of the Mist Quilters Guild are asked to help make our annual quilt show successful. The following list includes the most common choices available for quilt show participation. If you have another idea, please contact the Quilt Show Chairperson. Our quilt show is the first Saturday in October.

_____ Work as a member of the Quilt Show Committee

_____ Volunteer a minimum of 3 hours at or towards the Quilt Show

_____ Make & donate a quilt for the Quilt Show Auction (can be a group project)

*****Members are requested to sell or purchase \$20.00 worth of Opportunity Quilt tickets, participate in the work of the Guild and in the work of the Quilt Show.** If you have any questions, please go to our website (valleyofthemistquilters.com) or contact a Board member. You can also write us at the address above.

Payment _____ Membership Card _____ Guest Pass _____ Roster _____

2023 Board Members

Executive Board	
President	Adriane Ridder
1st Vice President	Karrie Dominguez
2nd Vice President	Laura Alvarado
Secretary	Vanessa Prario
Treasurer	Kristine Timm / Shelly McNeely
Ways & Means	Maryruth Wilson
Appointed Positions	
Advertising Coordinator	Sheri Eramo
Ambassador Coordinator	
Block of the Month Coordinator	Adriane Ridder / Shelly McNeely
Challenge Quilt Coordinator	Vanessa Prario
Door Prize Coordinator	Tina Sandavol
Fabric Exchange	Tawnya O'Herron
Facility Coordinator	Laurie Gonzalez
Friendship Group Coordinator	Paula McGaugh
Hospitality Hostess	Laurie Gonzalez
Internal Auditor	
June Fundraiser Event	Dru Farrell
Librarian	Paula McGaugh
Market of the Mist Coordinator	Laura Alvarado
Membership Chair	Dorothy Ray
Merchandise Coordinator	
Monthly Mini Coordinator	Kathy Cagle
Newsletter Editor	Kristine Timm
Opportunity Quilt Chair	Gloria Bachmann
Opportunity Quilt Marketing	
Parliamentarian	Charlotte Carpentier
Pet Bed Coordinator	Ellen French
Philanthropy Chairs	Ellen French / Lynn Korito / Ida Colvin
Publicity & Public Relations	
President's Quilt	Shirley Brown
Quilt Show Chair	
Quilt Show Assistant	
Quilt Show Auction	Tamara Kope
Retreat Coordinators	Tawnya O'Herron / Mary Ann O'Herron
SCCQG Representative	Laurie Gonzalez
Social Media Coordinator	Debbie Harr
Website Coordinator	Michelle Clark
Workshop Coordinator	Paula McGaugh

Monthly Meeting Reminders

On your Birthday Month:

- ★ Bring a wrapped door prize valued at no more than \$20 (except July, August and December)
- ★ Bring a refreshment to share (except September and December)

Every Month....

- ★ Wear your **homemade** name tag and get **2** tickets; **1** ticket if you don't have your homemade name tag. Tickets are for door prizes and are called at the end of each meeting.

Snacks & Door Prizes

Birthday Month	Bring Door Prize	Bring Snack	Monthly Program
January	yes (plus Dec)	yes (plus Dec)	Speaker
February	yes	yes	Speaker
March	yes	yes	Speaker
April	yes	yes	Speaker
May	yes	yes	Speaker
June	yes	yes	Speaker
July	no (bring in Sep)	yes	Summer Fundraiser
August	no (bring in Sep)	yes	Philanthropy Sew
September	yes (plus Jul-Aug)	no (bring in Oct)	Guild Birthday Party
October	yes	yes (plus Sep)	Speaker
November	yes	yes	Philanthropy Sew
December	no (bring in Jan)	no	Holiday Party/Potluck

Monthly Programs & Room Set-Up

	Jan	Feb	Mar	Apr	May	Jun	Jul	Aug	Sep	Oct	Nov	Dec
Program	Speaker	Speaker	Speaker	Speaker	Speaker	Speaker	Summer Fundraiser	Philanthropy Sew In	Challenge Quilt	Speaker	Philanthropy Sew In	Holiday Party
Block of the Month	yes	yes	yes	yes	yes	yes	no	no	yes	yes	no	no
Challenge Quilt	yes	yes	yes	yes	yes	yes	no	no	yes	no	no	no
Door Prizes	yes	yes	yes	yes	yes	yes	no	no	yes	yes	no	no
Fabric Exchange	yes	yes	yes	yes	yes	yes	no	no	yes	yes	no	no
Library	yes	yes	yes	yes	yes	yes	no	no	yes	yes	no	no
Market of the Mist	yes	yes	yes	yes	yes	yes	no	no	yes	yes	no	no
Merchandise Table	yes	yes	yes	Yes	yes	yes	no	no	yes	yes	no	no
Monthly Mini	yes	yes	yes	yes	yes	yes	no	no	yes	yes	no	no
Opportunity Quilt	yes	yes	yes	yes	yes	yes	no	no	yes	yes	no	no
Philanthropy	yes	yes	yes	yes	yes	yes	no	no	yes	yes	no	no
Refreshments	yes	yes	yes	yes	yes	yes	yes	yes	yes Guild Birthday Cake (guild provides)	yes	yes	yes Members Potluck
Show and Tell	yes	yes	yes	yes	yes	yes	yes	no	yes	yes	no	no

Please Support Our Advertisers and Sponsors

Looking to Sell?
WE HAVE BUYERS.




BERKSHIRE HATHAWAY
HomeServices
California Properties

DISCOVER YOUR HOME'S VALUE

Our exclusive partnership with Buyside allows me to pull information from a multitude of real estate websites to match prospective buyers to your home. Real-time data, combined with my expert knowledge of the local market will aid me in pricing your home accurately and effectively to attract active buyers.

When you're ready for a more in-depth look, let me put my expertise to work for you. I can provide a more detailed home value by reviewing neighborhood trends, current and past sales and the overall condition of your home.

 **CONTACT ME TO SET UP A TIME TO MEET.**

Adam PIERSON
(951) 733-4468
DRE Lic. #02008956
Adam.Pierson@bhhsacproperties.com

 **Adriane RIDDER**
(626) 893-5647
DRE Lic. #02008957
Adriane.Ridder@bhhsacproperties.com

 BERKSHIRE HATHAWAY
HomeServices
California Properties

©2019 BHHS Affiliates, LLC. An independently owned and operated franchisee of BHHS Affiliates, LLC. Berkshire Hathaway HomeServices and the Berkshire Hathaway HomeServices symbol are registered service marks of HomeServices of America, Inc.® Equal Housing Opportunity. Information not verified or guaranteed. If your home is currently listed with a Broker, this is not intended as a solicitation.

I'd Rather Be Quilt'n
Cell-951-551-7985
Ruth A. O'Neill


Long-Arm Machine Quilting
Custom/Pantographs
Professional Quality Work
40+ Years Sewing Experience

Phone: 951-699-4887 Temecula, CA
Smoke-Free Environment



EXTRA WIDE QUILTING FABRICS BY THE YARD

Fantabulous Backs



Kimberbell
Alessia
Bella Suede
Batiks
Kaffe/Tula
Henry Glass and Co
Patriotic
Riley Blake
And many more!

**Call me @
619-804-6062**

Check out our website: fantabulousbacks.com



Please Support Our Advertisers and Sponsors



At Grand Country- Quilting is our **passion!**



A Quilting Valentine... **An Ode to the love of Quilting.**

We are meant to be together,

-said the Fabric to the Thread

Violet, Blue and every hue

With roses, Pink and Red

T'will be so sweet,

-when we're complete

We'll end up on the bed!



Visit us at 801 and 823 Grand Ave in San Marcos
www.grandcountryquilts.com

-where Primitive meets Modern-

Mention this ad and receive 25% off any one cut (min ½ yd).

To Advertise in this
Newsletter
Please Contact:
Sheri Eramo

Reminders

Our Meeting Times and Locations

General Meetings

Second Tuesday of the month
6:30 pm social; 7:00 pm meeting
26529 Jefferson Ave., Murrieta, 92562

Everyone Welcome!

Board Meetings

Monday following General Meeting
6:30 pm
BHHS Ca Properties
31685 Temecula Pkwy
Temecula, CA

Valley of the Mist Quilters Guild

27275 Ynez Rd. #435
Temecula, CA 92592

Newsletter Editor: Kristine Timm (krtimm@gmail.com)

Website Co-ord.: Michelle Clark (votmq@yahoo.com)

<http://www.valleyofthemistquilters.com>

[Follow us on Facebook](#)



MISSION STATEMENT

Formed in 1990, Valley of the Mist Quilters Guild is a non-profit charitable, educational and social organization in the Temecula Valley. We promote the knowledge of, and appreciation for, all aspects of quilting and fiber arts with an active philanthropy program.