



Baste & Banter



Inside This Issue

President's Page	1
Speaker's Page	2
Philanthropy	3 & 4
Membership Forms	5 & 6
Block of the Month	7
Challenge Quilt	8
Retreat and Door Prizes	9
Opportunity Quilt Show & Tell	10
Board Members	11
Room Set-up	12
Advertisers	13
Reminders	14

Happy New Year and welcome to an exciting 2022.

The first thing I want to do is thank **Shirley Brown** for her wonderful leadership these past 18 months. Our guild was facing a very difficult time, along with everyone else during the pandemic, and she took on the job of keeping us together. She and the other members of the board and the committee chairs have kept us going. Thanks to all of you! Two other groups also deserve a huge thank-you – **Philanthropy** and **Quilt Show** committees. These two groups have made sure that important work continued, and our guild was able to help others in need during a very difficult time.

2022 is going to be an exciting year for our guild. Speakers, workshops, the retreat, and monthly programs are back. The only thing we are still missing is the volunteers to needed to spread out the work of the guild. We have had a lot of members take on new jobs, but there are still many open positions. If you notice something missing from the guild, please ask – there is probably a position that needs one or two quilters to take it on. If any new members of the guild are wondering what might be missing, come talk to me – the best way to make new friends in the guild is to get involved.

I am really looking forward to wonderful new year of quilting: learning and getting ideas from our speakers, taking workshops, and sharing the joy I feel every time I create something new. That is one of the things I love about quilting, there is always something to learn.

This year starts off with one our guild favorites **Susy Nash** will be at our January meeting. She is a certified Laura Heine instructor, and I am looking forward to her talk at the meeting and I am really looking forward to her workshop!



Let's get quilting
Adriane Ridder

Tuesday, January 11
6:30, Social Time
7-9 Meeting

January 2022 Presenter



We are very excited to welcome Susy Nash to our guild this month. Susy is going to talk to us about the journey into the art of collage quilts — the Laura Heine way.

During her talk, she will teach us about values of colors, using shading to create depth and dimension.

Susy has been a certified Laura Heine Instructor since June of 2018. Prior to that she was working in the healthcare field, but her love of quilting and creativity drew her to train as a Laura Heine instructor. In October 2018, only three months after finishing her training, she received a call from Laura herself asking if she would be able to teach in Costa Mesa, California for a guild that she had been contracted with for 3 years. Laura was ill and unable to teach. Susy was terrified but she did it and it went very well. That was the start of her teaching career. Since then, she has been off and running. She teaches several classes and workshops.

Susy has always wanted to do things her own way and fabric collage is a method of quilting that gives her the ability to explore her own personal creativity.

On Wednesday, January 12th, Susy will be leading a workshop and we will be making the Laura Heine quilt "The Teeny Tiny Featherweight #5". There may still be some openings for this class, please contact Laurie Gonzales (lagonzo@gmail.com) to check. The class is \$40 for current guild members, \$60 for non-members. This class has a required \$50 supply kit fee- so if you are interested, check with Laura ASAP or there may not be time to get you a kit.

you are Invited ~~~~~
Join us for dinner with Susy Nash!
Meet us at Burgers & Beer in Temecula
4:30 pm on Tuesday, January 11th.

Please confirm with **Karrie Dominguez** by Monday,
January 10th
(951) 970-8452 / kdominguez17@hotmail.com



Philanthropy

2021 Philanthropy Recap

Happy New Year to us all! We've been waiting to see our final 2021 production numbers. We decided to show you the last three years so you can see our progress. All I can say is... pretty dangd impressive!!



ITEMS	2019	2020	2021
Quilts	131	266	297
Pillowcases	445	421	715
Christmas Stockings	63	9	89
Totes	0	19	13
Masks	0	345	0
Baby Quilts/ NICU Pads	29	0	60

Our goals for 2022 are loosely as follows:

QUILTS 350
Pillowcases 900
Totes 50
Stockings 150
Baby Quilts 80

(No NICU pads, as the hospitals will no longer accept them)

Almost all of our long-arm quilting is done by two people: **Maryruth Wilson** and **Edna Wright**. We really need some more long-armers to share out the load, if at all possible. Please let us know if you can take some philanthropy quilts to quilt. All we ask are the following: a stay-stitch around the edge (nice, but not a deal breaker), edge-to-edge quilting, bury your knots, neutral thread. We don't need special designs. We provide the top, backing and batting- and we try for an additional 4" all the way around. We can also throw some thread your way.



Philanthropy, con't.

In 2022, we will have, as usual, a lot of pillowcase kits. All we ask on these is for French seams (not serged), and please tack down the accent strip. We've received a compliment or two regarding the aesthetics and quality of our pillowcase kits, and we were delighted to hear it was noticed. We try! As with everything else we make and donate, we strive for the highest quality possible. It is our bottom-line goal to make and donate items that will help instill or restore a sense of dignity and worth in the recipient. We thank you for helping us to achieve these standards.

Feel free to join at any of our monthly Saturday work days. We can always find something for you to do! In 2022, we plan to have a steady supply of pillowcase kits as well as easy-peasy quilt kits for children, babies or adults. Nothing bigger than a twin, and most are smaller, in the lap size range. Come and see us at the monthly guild meeting in the back of the room!

Additionally in 2022, we are ramping back up guild member donations for our formerly homeless veterans up at March ARB. As you may know, these folks come to U.S. Vets from the streets with virtually nothing. We consider it a privilege to help ease their way back into society as much as we can, not only with quilts and pillowcases, but with everything else a person would need to set up an apartment. **January is (again) BEDDING MONTH. Think new pillows, twin bed mattress pads, and twin bed (not XL - just regular twin) sheet sets.** We will, as always, accept any donations you bring in, regardless of whatever we're spotlighting for the month. Other things they can use include **individually packaged toothbrushes, toothpaste, bar soap, shampoo, deodorant, disposable razors, shave cream, socks, underwear (all sizes), kitchen towels, bath towels and wash cloths, shower curtains and rings, and bath mats** just to list a few.

Our friends at Alternatives to Domestic Violence are always in need of gently used (or new) pots, pans and kitchen ware.

Thank you very much for being a part of the guild's philanthropic efforts. We appreciate everything you do!

All our best,

Ida, Lynn and Ellen



2022 Membership Application & Renewal

Valley of the Mist Quilters Guild

PMB 435, 27475 Ynez Road., Temecula, CA 92591

Membership Form

Dues are **\$30** for the year, January 1 through December 31. Our January meeting is the renewal deadline. Please fill out the form below and either mail it to the Guild (Attn: Membership) or turn it in at the next meeting along with your payment. Make checks payable to Valley of the Mist Quilters Guild.

You must have a completed membership form included with your dues payment.

Today's Date: _____ New Member _____ Renewal _____ Membership #: _____

Name: _____ Birthday: Month/Day _____

Mailing Address: _____

City: _____ Zip: _____

Phone: Home _____ Cell _____

Email Address: (This address will be used to email your monthly newsletter and annual roster & updates) _____

- I require a printed copy of the annual roster. (Updates will be via email): Yes _____ No _____
- May we use photos of you and/or your work on our website? Yes _____ No _____
- How would you rate yourself as a quilter? Beginner _____ Intermediate _____ Advanced _____
- Are you interested in joining a friendship group? Yes _____ No _____

What type of programs or workshops would you like to see offered? Specific speakers/teachers?

New members, please tell us how you found out about the guild:

Guild Participation:

_____ Serve as an elected or appointed official, or in an auxiliary position. Indicate area of interest below.

Preference: _____

_____ Serve on any standing or special committee (Quilt Show, Philanthropy, Opportunity Quilt, Membership)

Preference: _____

Members are requested to sell or purchase \$20.00 worth of Opportunity Quilt tickets, participate in the work of the Guild and in the work of the Quilt Show. If you have any questions, please go to our website (valleyofthemistquilters.com) or contact a Board member. You can also write us at the address above.

Payment:

Membership Card:

Guest Pass:

Roster:

Membership Forms

Quilt Show Participation (1st Saturday in October)

Name: _____

Email: _____

Date _____

All members of the Valley of the Mist Quilters Guild are asked to help make our annual quilt show successful. The following list includes the most common choices available for quilt show participation. If you have another idea, please contact the Quilt Show Chairperson.

This form will be submitted to the Quilt Show Chairperson.

_____ Work on Quilt Show Committee: attend monthly committee meetings, help plan and execute the quilt show

_____ Work a minimum of 3 hours at or toward the Quilt Show

_____ Make and donate a quilt larger than 24" x 24" for the Quilt Show Auction. (This may be done as a group project friendship group or others.)

VOMQG Membership Application Page 2 Rev: 11/2021

Membership in Valley of the Mist Quilters Guild runs from January 1-December 31. Dues are payable before end of January if you are renewing. Fill out your forms & bring with your payment of \$30 to the December or January meeting or mail per instructions below. What a bargain for 12 monthly meetings, national and local speakers and workshop teachers, quilt show participation, seasonal activities, friendship groups, an active philanthropy group, community involvement and as much quilting fun as you can stand! Join or renew & tell your friends! These forms are also available on our Guild website.

Block of the Month

Block of The Month 2022: Block #1

Welcome to 2022 block of the month. This year we are doing improvisational star blocks. Our first block is a 5-pointed star. We have a new focus fabric, which you can get from us at the guild meetings. This year the focus fabric is black with some bright colors. In addition to the focus fabric you will need a white fabric and depending on the block one to four additional colors that you see in the focus fabric. To get us started, this month in addition to the focus fabric and the white fabric you need two additional coordinating fabrics based on the colors in the focus fabric. Pick four fabrics that contrast with each other and it helps if they have a definite right and wrong side. Remember, all our blocks end up 12.5" X 12.5" (a 12" finished block.) We will have the focus fabric available for sale at guild meetings

Also, the Guild's website and Facebook page should have a post directing you to the YouTube instructions for this block.


Cut list -- For one block

Fabrics 1, 2, 3 & 4: One 8.5" square

Assembling the block: Use a quarter inch seam

- Decide the order of your fabrics and label each in the center of the square with a sticker. Press and stack all four squares in order with fabric 1 on top. Make sure there is good contrast between the fabrics. For each of the following cuts you will make sure the fabrics are stacked in number order based on the sticker. After each cut you will take the top fabric from the stack without a sticker and move it to the bottom of that stack and then sew the pieces back together with its new mate. For this block all seams need to be press open to reduce bulk.
- For the first cut, place a ruler at the approximate middle of the top of the stack at an angle toward the bottom right corner—about $\frac{1}{2}$ " from the corner (photo 3.) Place the piece to be sewn on so that the top point is about $\frac{1}{4}$ " above the top edge. Sew all four new corners on. Press the seams open. Re-stack in number order.
- The second cut is on the other side of the top. Place a ruler at the top of the stack about $\frac{1}{2}$ " past seam 1 at an angle toward the bottom left corner—about 1" to $1\frac{1}{2}$ " from the corner (photo 4.) Sew all four new corners on. Press the seams open. Re-stack in number order.
- Cut number three is shown in photo 5. The ruler should intersect the right edge approximately a third of the way down from the top and in the middle between the bottom left corner and seam 2. Sew all four new corners on. Press the seams open. Re-stack in number order.
- Cut number four cuts off the bottom left corner (photo 6.) The ruler should intersect the left edge approximately a third of the way down from the top and about $\frac{1}{2}$ " to 1" above the bottom right corner. Photo 7 shows placement of the piece when sewing back on. You may want to adjust the placement of this so the point lines up with the pentagon. Sew all four new corners on. Press the seams open. Re-stack in number order.
- The last cut is shown in photo 8. Place the ruler horizontally, just under the top side points. Sew all four new corners on. Press the seams open.
- Now arrange you 4-patches as you like. Try different arrangements to get your favorite. After you decide your arrangement, we want you to trim just the inner edges that will be sewn together. Use a 6.5" square up ruler. Only trimming the two edges gives you more trimming options at the end. Sew together horizontal rows, make sure you match together the trimmed corners – not the untrimmed. Press the seams open. match the center seams and sew the final seam. Press.
- Now to square it up. Use your $12\frac{1}{2}$ " X $12\frac{1}{2}$ " square up ruler, place it over the block. Make sure there is fabric under all parts of the ruler and trim to $12\frac{1}{2}$ " X $12\frac{1}{2}$ ".

Adriane Ridder & Shelly McNeely
Block of the Month Coordinators



Stacked fabric



Photo 3



Photo 4



Photo 5



Photo 6



Photo 7




Photo 8

2022 Challenge Quilt

2022 CHALLENGE QUILT

After two long years without a guild challenge, lets get excited about bringing it back by expressing our creativity with this year's theme:

Black and white and a little Bright!

Rules:

- Quilt must include predominately black and white fabrics with a lesser amount of a color fabric. Prints or solids may be used.
- Quilts of any size are acceptable but must contain a front, back and batting in between. Quilting can be either machine or by hand.
- Must be a new quilt created especially for this challenge
- Quilt may be pieced, appliqued or drawn. Art mediums may be used such as fabric paints, watercolor pencils or crayons/ink.
- Quilt may be an original design or made using a published pattern.
- Finished quilts will be displayed at the September meeting where members will vote for FIRST, SECOND & THIRD place winners.
- All entries will be displayed at the annual quilt show in Old Town in October.

If you have any questions,
please call or email
Vanessa Prario
vlprario@gmail.com
909/615-4096



2022 Retreat



Attention to all 2022 Retreat participants:
Please check with Marianne or Tawnya
O'Herron to make sure that your fees are
paid in full. All monies are now due.

Door Prize Message

Reminder to all January-February birthdays: It's your turn to bring a snack to share and a door prize to the Guild meeting on Jan. 11. Please drop your door prize on the table to your left as you enter and leave your treat (healthy or otherwise) on the food table in the back.

Thank You and Happy New Year!!!



Opportunity Quilt

Our 2022 opportunity quilt is Shakespeare in the Park. It was pieced and custom quilted by Maryruth Wilson. I will have packets of tickets at the January meeting for all members who have not yet picked up their tickets. The packets contain 24 tickets that sell for \$1.00 each or 6 tickets for \$5.00. Therefore, \$20.00 will cover the tickets unless you sell some one at a time.

Shakespeare in the Park will be at the Road to California quilt expo on Thursday, January 20th at the Ontario Convention Center. The show runs from Tuesday night, January 18th through Saturday, January 22nd. We have enough white glove volunteers to allow us to sell tickets at the show as well as several ticket seller volunteers. Check the road2ca.com website for information on Covid rules. Go to the heading General Information and the drop down menu's last item is for Covid rules. They will be checking everyone for vaccination cards and a photo ID or proof of a negative Covid test. Everyone will be required to wear a mask. Of course, the rules may change between now and then, so check the website before going to the show.



Gloria Bachmann

Show & Tell



In this new year, we hope to see many of your wonderful quilts. There is a small change- we no longer have a need to sign in- we're asking that you place your quilts on the Show & Tell table for all to see. Then, please come to the stage to show your works of art. This will be a good year.

2022 Board Members

<u>POSITION</u>	<u>NAME</u>	<u>NAME</u>	<u>NAME</u>
<u>Elected Positions:</u>			
PRESIDENTS			
1st VICE PRESIDENTS	Adriane Ridder		
2nd VICE PRESIDENT	Laura Alvarado	Karrie Dominguez	
SECRETARY	Dene Ryan		
TREASURER	Vanessa Prario		
WAYS and MEANS	Shelly McNeely	Kristine Timm	
PAST PRESIDENT	Maryruth Wilson		
	Shirley Brown		
<u>Appointed Positions:</u>			
ADVERTISING COORDINATOR	OPEN		
AMBASSADOR COORDINATOR	OPEN		
BLOCK OF THE MONTH COORDINATORS	Adriane Ridder	Shelly McNeely	
CHALLENGE QUILT COORDINATOR	Vanessa Prario		
CORRESPONDENCE SECRETARY	OPEN		
DOOR PRIZE COORDINATOR	OPEN		
FABRIC EXCHANGE	OPEN		
FACILITY COORDINATOR	Laurie Gonzales		
FRIENDSHIP GROUP COORDINATOR	Paula McGaugh		
HOSPITALITY HOSTESS	Laurie Gonzales		
INTERNAL AUDITOR	OPEN		
JUNE FUNDRAISER EVENT	OPEN		
LIBRARIAN	Paula McGaugh		
MEMBERSHIP CHAIRS	Elaine Giometti	Dorothy Ray	
MERCHANDISE COORDINATOR	Karrie Dominguez		
MONTHLY MINI COORDINATOR	Vanessa Prario		
NEWSLETTER EDITOR	OPEN		
OPPORTUNITY QUILT CHAIR	Gloria Bachmann		
OPPORTUNITY QUILT MRKTG	OPEN		
PARLIAMENTARIAN	OPEN		
PET BED COORDINATOR	Ellen French		
PHILANTHROPY CHAIRS	Ellen French	Lynn Korito	Ida Colvin
PUBLICITY & PUBLIC RELATIONS	OPEN		
PRESIDENTS QUILT	Shirley Brown		
QUILT SHOW CHAIR	Maryruth Wilson		
QUILT SHOW ASSISTANT	OPEN		
RETREAT COORDINATORS, 2022	Tawnya O'Herron & Mary Ann O'Herron		
RETREAT COORDINATOR, 2023	Tawnya O'Herron & Mary Ann O'Herron		
SCCQG REPRESENTATIVE	OPEN		
SOCIAL MEDIA COORDINATOR	Carol Nanfito		
SHOW & TELL COORDINATOR	OPEN		
WEBSITE COORDINATOR	Michelle Clark		
WORKSHOP COORDINATOR	Laurie Gonzales		



Reminders: Snacks & Door Prizes

Birthday Month	Bring Door Prize	Bring Snack	Monthly Program
January	yes (plus Dec.)	yes (plus Dec)	Speaker
February	yes	yes	Speaker
March	yes	yes	Speaker
April	yes	yes	Speaker
May	yes	yes	Speaker
June	no (bring in Sept.)	no (bring in July) (board members to bring snacks)	Basket Bonanza
July	no (bring in Sept.)	yes (plus June)	Quilters "U"
August	no (bring in Sept.)	yes	Philanthropy Sew
September	yes (plus June-Aug)	no, (bring in October)	Guild Birthday Party
October	yes	yes (plus Sept.)	Speaker
November	yes	yes	Speaker
December	no (bring in Jan.)	No	Holiday Party/Potluck

Monthly Programs & Room Set-Up

Valley of the Mist Quilters Guild
Program and Room Set Ups

	January	February	March	April	May	June	July	August	September	October	November	December
Program	Speaker	Speaker	Speaker	Speaker	Speaker	Basket Bonanza	Quilters University	Phil. Sew In	Challenge Quilt	Speaker	Member Showcase	Holiday Party
Block of the Month	yes	yes	yes	yes	yes	no	no	no	yes	yes	yes	no
Challenge Quilt	yes	yes	yes	yes	yes	no	no	no	yes	no	no	no
Charm Squares	yes	yes	yes	yes	yes	no	no	no	yes	yes	yes	no
Door Prizes	yes	yes	yes	yes	yes	no	no	no	yes	yes	yes	no
Library	yes	yes	yes	yes	yes	no	no	no	yes	yes	yes	no
Merchandise Table	yes	yes	yes	yes	yes	no	no	no	yes	yes	yes	no
Monthly Mini	yes	yes	yes	yes	yes	no	no	no	yes	yes	yes	no
Opportunity Quilt	yes	yes	yes	yes	yes	yes	no	no	yes	yes	yes	no
Philanthropy	yes	yes	yes	yes	yes	no	no	no	yes	yes	yes	no
Show and Tell	yes	yes	yes	yes	yes	yes	yes	no	yes	yes	yes	no
Refreshments	yes	yes	yes	yes	yes	yes	yes	yes	yes	yes	yes	yes
						Board provides			Dessert contest			Members Potluck



Please Support Our Advertisers



Looking to Sell?
**WE HAVE
BUYERS.**



BERKSHIRE HATHAWAY
HomeServices
California Properties



DISCOVER YOUR HOME'S VALUE

Our exclusive partnership with Buyside allows me to pull information from a multitude of real estate websites to match prospective buyers to your home. Real-time data, combined with my expert knowledge of the local market will aid me in pricing your home accurately and effectively to attract active buyers.

When you're ready for a more in-depth look, let me put my expertise to work for you. I can provide a more detailed home value by reviewing neighborhood trends, current and past sales and the overall condition of your home.



CONTACT ME TO SET UP A TIME TO MEET.

**Adam
PIERSON**

(951) 733-4468
DRE Lic. #02008956
Adam.Pierson@bhhsacproperties.com



**Adriane
RIDDER**

(626) 893-5647
DRE Lic. #02008957
Adriane.Ridder@bhhsacproperties.com



BERKSHIRE HATHAWAY
HomeServices
California Properties

©2019 BHH Affiliates, LLC. An independently owned and operated franchisee of BHH Affiliates, LLC. Berkshire Hathaway HomeServices and the Berkshire Hathaway HomeServices symbol are registered service marks of HomeServices of America, Inc. Equal Housing Opportunity. Information not verified or guaranteed. If your home is currently listed with a Broker, this is not intended as a solicitation.

I'd Rather Be Quilt'n
Cell -951-551-7985
Ruth A. O'Neill

Long-Arm Machine Quilting
Custom/Pantographs
Professional Quality Work
40+ Years Sewing Experience

Phone: 951-699-4887 Temecula, CA
Smoke-Free Environment

COZY Creative CENTER

756 Jamacha Road, El Cajon, CA

Hours:

M-Sat: 10-5:30.
Sun: 12-4.



619-670-0652

CozyQuilt.com

Open 7 days a week

Elaine's Nifty Needle

Longarm Quilting
Custom and
Edge-to-edge
Fast Turnaround

Elaine Giometti
1469 Camino Sueno
Hemet, CA 92545

417-230-1756
cegiometti@verizon.net



Fantabulous Backs

Extra Wide Quilting Fabrics by the yard
Many Selections to Choose From




PATRIOTIC FABRICS

KAFFE/TULA

BATIKS

CIVIL WAR REPRODUCTIONS



RILEY BLAKE



AND MANY OTHERS

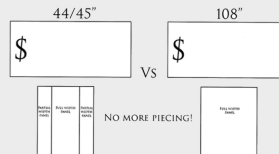
★ MONTHLY SPECIAL ★

Buy \$100.00 of fabric (excluding tax) & receive a free Brand new 45 ml Olfa Blade

Buy \$150.00 of fabric (excluding tax) & receive a free Brand new 60 ml Olfa Blade

* Not valid with any other offer

SAVE TIME AND MONEY!



- 100% Cotton
- Flannels
- White/White
- Solid Colors
- and Much More!

www.fantabulousbacks.com
619-804-6062

fantabulousbacks@gmail.com

@fantabulousbacks

Reminders

To Advertise in this
Newsletter
Please Contact:
Adriane Ridder

Valley of the Mist Quilters Guild

27275 Ynez Rd. #435 Temecula, CA 92592

Newsletter Editor: Website Co-ord.: Michelle Clark

votmq@yahoo.com

<http://www.valleyofthemistquilters.com>

Follow us on Facebook



MISSION STATEMENT

Formed in 1990, Valley of the Mist Quilters Guild is a non-profit charitable, educational and social organization in the Temecula Valley. We promote the knowledge of, and appreciation for, all aspects of quilting and fiber arts with an active philanthropy program.

Our Meeting Location

Community
Recreation
Center
30875 Rancho
Vista Rd.
Temecula, CA

Exit the 15 Freeway
at Rancho California
Rd. and go East.
Go to Ynez Rd. and
turn right.
Go to Rancho Vista
Rd. and turn Left
The CRC is
approximately 1.5
miles on the right-
hand side.

**Everyone
Welcome!**



General Meeting, Tuesday, January 11 @ 6:30 pm.
We are BACK at the Temecula CRC!

Board Meeting, Monday, January 17 @ 6:30 pm.
Rancho Meadows Club House
44501 La Paz Road
Temecula, CA 92592

Renew your memberships!

Invite your friends!

Let's make 2022 our best year yet!!

