




Baste & Banter

This Month's Happening

In This Issue

This Month's Happening	1
President's Page	2
Upcoming Guild Program Presenters	3
Monthly Mini	3
Block of the Month	4
Philanthropy	5
2024 Quilt Show and Boutique	6
2024 Challenge Quilt	7
UFO Challenge	7
Q&A with the VOM "Sew It All"	8
Opportunity Quilt 2024	9
Monthly Merchandise Table	9
May Birthdays	9
Fat Quarter Exchange	10
Other Events	10
2024 Board Members	11
Snacks & Door Prizes	12
Monthly Programs & Room Set-Up	12
Please Support Our Advertisers and Sponsors	13
Please Support Our Advertisers and Sponsors	14
Reminders	15

Valley of the Mist Quilters Guild would like to invite you to **JOIN US** at our **GENERAL MEETING at 6:30pm on TUESDAY, MAY 14th**. After a short business meeting at 7:00pm, we will be hosting the evening's **SPEAKER, SANDY CORBIN**, who is a "fun and done kind of gal". To see what she means, join us to learn how Sandy plays with colors and use of fabrics to create something fun and useful. She enjoys making scrappy quilts and her favorite color is black and white polka dots!



Sandy started sewing in high school and began making quilts in the 1970s. In 2002, she began creating patterns through "Sandy Designs" and has been teaching since 2004. She is active in her own quilt guild here in coastal Southern California and in the quilt community.

One way to freshen and individualize scrappy quilts is by use of creative borders. Sandy will present a **WORKSHOP on WEDNESDAY, MAY 15th, from 10 a.m. to 4 p.m.** at the Glen Oaks Clubhouse in Temecula located at 40601 De Portola Rd. The project is entitled "**It's All About the Borders**". The workshop will teach you how to create several types of quilt borders including their calculations. The best part is you will come away with a project using those borders incorporated into pillow form.

Information on the workshop can be found on our Guild web page and in this Newsletter. The pattern will be available for purchase from Sandy for use with your own fabrics. Our Workshop Chairman and V.P., Laura Alvarado, will provide the supply list for the class when you sign up. So please **COME and CREATE!!**

We are meeting at our temporary location for the May 14, 2024, General Meeting

We will be at the Temecula Community Center at:
28816 Pujol Street, Temecula, CA

Please Join Us --
for a WELCOME DINNER with Sandy Corbin before our Tuesday night meeting at 4:30 pm.
Islands Restaurant
40497 Margarita Rd in Temecula (adjacent to the Mall)
RSVP to Janice Emmerson by call or text at 951-733-5033

Don't forget to bring your Show & Tell items!

President's Page

Hello Quilty friends,

Are you getting time in for all your beautiful quilt/sewing projects? I hope so, especially those of you who signed up for the UFO Challenge. Good Luck, we're looking forward to all the show and tell.

The Workshop last month was fun. Kim Brownell (what a teacher) was helpful with lots of interesting ideas. We hope to have Kim back next year.

A big thank you to Laura Alvarado for finding all our wonderful speakers and fun workshops for the year. If you haven't joined us for a workshop I highly recommend you try one, it's a guaranteed day of fun.

This month's speaker, Sandy Corbin, will share with us the world of Scrappy Quilts and Border ideas for the workshop. Sounds like something we won't want to miss.

Note: Don't forget that starting with our June meeting we will be at our new permanent meeting place, Mary Philips Senior Center in Temecula.

Now it's time to celebrate all our Quilty moms near and far. For me being a mom is a joy and a blessing. My grandkids well, that's another level of joy not to mention the luxury of being able to send them home when you're ready for some quiet relaxing sewing time. LOL!

Thanks to all our moms for sharing their skills of quilting, friendship and participating in our guild. We would not be able to accomplish all the things we do without you! However you choose to spend your special day I hope it's all you wished for.

HAPPY MOTHERS DAY!

And Remember, Moms are like stitches, they hold everything together.

Until we meet again take care and have a wonderful sewful day
Karrie Dominguez
VOMQG President

Next Meeting

Tuesday May 14th
6:30 pm, Social Time
7-9 pm Meeting

Upcoming Guild Program Presenters

Sandy Corbin May 14, 2024 Lecture: Making Scrappy Quilts Fresh

May 15, 2024 Workshop: It's All About the Borders Pillow


Sandy started sewing in junior high and began making her own clothes in high school. She started making quilts in the '70's. In 2002 she founded "Sandy's Designs", started creating patterns, and has been teaching since 2004. She is local and is an active member of the Beach Cities Guild. For her workshop, she will be showing a variety of border designs that students can make into pillows.



Jane Haworth June 11, 2024 Lecture: Journey as a Quilt Artist

June 12, 2024 Workshop: House and Home Fabric Collage

Jane has been quilting since 2003 but has been involved with fabric all her life. In 1998, she moved to Auburn, California, where she discovered quilt shops, a huge range of fabrics, and art quilts. She has entered many of her quilts in International Quilt shows and has an Etsy shop called Happy Quilt Designs. She loves Kaffe fabrics, and her favorite technique is raw edge collage appliqué. She uses photos of landscapes, sea-life, birds, and of the work of illustrator Charlie Harper.



Sheila Collins October 8, 2024 Lecture: My Creative Journey

October 9, 2024 Workshop: Summer Escapades

Sheila has a background in fashion and graphic design using mainly fusible machine appliqué; she combines design skills with her love of sewing to create bright and cheery designs. Fun!



Monthly Mini

The May mini is a cute, whimsical wall hanging from Jane Taylor.

Be sure to stop by the Monthly Mini table at the May meeting to see this adorable mini quilt and purchase some tickets!

Hope to see you at the meeting,
Kathy



Block of the Month

Block of the Month 2024: Block #5

Hello all. The May block is called Mosaic #10. This is our first of four blocks made entirely from half square triangles (HSTs). For this block, we need the focus fabric, a white fabric, a light, and a dark coordinating fabric. Remember, all our blocks end up 12.5" X 12.5" (a 12" finished block.) This block is due at the June meeting.



There is a link to the YouTube video instructions below or go to our channel at: <https://www.youtube.com/@Blockheadsquilt> .

Cut list -- For one block

Focus Fabric: One 4" square

White: Six 4" squares

Light Coord. Fabric: Eight 4" squares

Dark Coord. Fabric: One 4" square

Assembling the block: Use a quarter inch seam.

Make half square triangles (HSTs):

- Pair up a light coordinating square with each of the other squares. Draw a line on one diagonal with a pencil or other fabric marking tool, on the lighter colored fabric of each pair. Pin or clip in two places to hold together. (Photo 2) Sew a seam $\frac{1}{4}$ " from either side of this line. Cut apart on the diagonal line. (Photo 3) Press the seams open. (Photo 4) Trim each new square to 3.5". To do this, use a ruler with a 45° line. Place the 45° line on the center seam and trim off flags and extra fabric. (Photo 5 -ignore the size of this block – it's just an example.)
- Arrange HSTs as shown in final block. I like to start with the middle. Arrange the four pieces with dark coordinating fabric and focus fabric. Place the light coordinating triangles so they point together in the middle. Have the matching focus and dark coordinating triangles on opposite corners. Next, four white and light coordinating are put in the outer corners with the light coordinating facing out and the white facing in. The remaining white and light coordinating are placed so they make $\frac{3}{4}$'s of a square around the dark coordinating and focus fabric triangles.
- Sew the horizontal rows together. Alternate the direction you press each of the rows. These rows should be 3.5" wide and 12.5" long.
- Sew the four rows together, the seams should nest. Press.
- Finished block should be $12\frac{1}{2}$ " X $12\frac{1}{2}$ ".



Photos 2




Photo 3




Photo 4



Photo 5



Photo 6



Link to video on HST's



Link to YouTube

Adriane Ridder & Shelly McNeely
Block of the Month Coordinators

Philanthropy

Hello everyone!

Not a whole lot of news to report this time, but we would like to take a minute to thank a couple of ladies who have donated tops to philanthropy to finish. Liz Lehner very often makes tops that we finish up and get donated, and we are always happy that she takes the time to do this. Charlotte Schindler recently gave us several lovely tops that we finished up as well. Huge thanks to both of you! Thanks also to the philanthropy team members who routinely show up on our Saturday work day and not only help with whatever needs doing, but often produce their own quilt tops for donation as well. These ladies include Gloria Bachmann, Gretchen Bryant, Jan Dolan, Shana Duer, Linda Mickelson, Becky Hunt, Maryruth Wilson, and Carole Donahoe.

Thanks also to our long-arming members who help us get things quilted: Maryruth Wilson, Edna Wright, Elaine Giometti, and Linda Evans. Please forgive me if I've left anyone out.

If you wish to donate anything to the vets this coming month, we are concentrating on Jam/jelly again, and condiments, such as mustard, ketchup, and mayonnaise. I recently got several smaller bottles of mustard for between 99 cents and \$1.49 each at Smart & Final. What a buy! As usual, we will get delivered anything you choose to donate, and you are under no obligation to do so.



We will have about 55 pillowcase kits for distribution at the May general meeting to anyone who wishes to help sew for philanthropy. We would prefer you do French seams, and please to topstitch down the accent strip. Thanks!

Wishing you all a very happy Spring!

Lynn Korito, Ida Colvin and Ellen French,
Philanthropy



2024 Quilt Show and Boutique

IT'S TIME TO TALK ABOUT THE QUILT SHOW AND BOUTIQUE

Do you want to help? We need: volunteers, quilts, and boutique items! We are looking for volunteers. Most of the Chair positions have been filled, but we are looking for members who would like to help with planning as well as before, during, and after the event. Also, please remember that we are looking for auction quilts, mini quilts for the library display, and items to sell at the boutique.



Please join us for our **Quilt Show Meetings:**

- Friday, May 31; Friday, June 28; Friday, July 26; Friday, August 23; Friday, September 27
- Time: 10:00 am – 11:00 am
- Where: Rancho Meadows Clubhouse
44501 La Paz Road, Temecula, CA
- Auction Quilt turn-in date is Tuesday, September 10
- Quilt Photo shoot is Saturday, September 14 (more information to follow)

Boutique Make-A-Thon dates:

- Tuesday, April 30; Tuesday, May 28; Tuesday, June 25; Tuesday, July 30; Tuesday, August 27
- Time: 10:00 am – 3:00 pm
- Where: Rancho Meadows Clubhouse
44501 La Paz Road, Temecula, CA
- What to Bring: Your sewing machine, whatever you are sewing for your donation, and sewing supplies. We will have some kits available to be assembled. Also, bring your lunch and drinks. If you have any Christmas fabric you would like to donate, it would be greatly appreciated. We want to make Christmas stockings this year for the boutique.

Thank you,
Sandie and Michelle



2024 Challenge Quilt

You are invited to join me on an epic study of your interpretation of Stained Glass. Several of us have journeyed to foreign lands to view epic European stained glass in churches, cathedrals, and museums. I have long been fascinated with this art form, and would love to see it in fabric, of course.

First off...a few parameters:

1. Each member may enter one quilt in the Challenge.
2. The quilt must be a new project (started since September 2023.)
3. Whilst there is no minimum size, the maximum size is defined at 200 inches for the perimeter.
4. Quilts must be primarily made of fabric, with batting, backing, and some form of quilting to hold it together.
5. Your quilt needs a label, with name and date. (These will be covered with painters' tape for the voting.)
6. There will be a sign-up sheet at the meetings until and including August 2024.
7. The quilt should be your interpretation of stained glass. This is a very broad category; it can be modern, abstract, or traditional.
8. No Group Quilts.

There will be 3 judging categories:

- Originality and Creativity of Design
- Best Use of Color
- Best Workmanship

Questions?

See Charlotte Carpentier (email and phone in the roster.)



Figure 1 Front Window of The Sacre Coeur, Paris

UFO Challenge

UFO Challenge Update

We are on our way!

Registration is closed for this year's challenge. We have 26

Participants, who submitted a whopping 471 projects!

So far, 12 of the 471 have been completed, for a total completion percentage of 2.55%

Keep them coming!

(PS...Don't forget to stop by and see me at the meetings so I can check off your list and get your ticket for the prize drawings.)

See you at the meeting,

Charlotte Carpentier

UFO Challenge Coordinator



Q&A with the VOM “Sew It All”

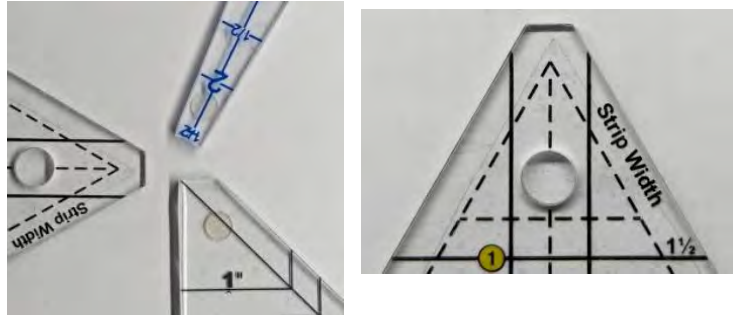
Hello all,

We know that there are quite a few new quilters in our guild and some long-time quilters that are not up to date on all that “new fangled stuff”. So, we have decided to add a column to the newsletter to help us all be more knowledgeable and maybe learn a new trick or two. If you have questions that you would like to find out more about, please send them to the following email address: VOMSewItAll@gmail.com

To start this off, I thought I would share a little information about triangle rulers and some common quilting terms that not all quilters know.

Have you seen triangle rulers with these types of tips? If you haven't – you might want to invest in some new rulers. If you have, but don't know what they are for, here is the scoop. These tips are used to trim off the points of triangles (and some others shapes like diamonds.) If you trim the tips, the pieces will fit together like magic, no adjusting or guessing necessary.

All those little pieces you trim off and find scattered at over your sewing area all affectionately known as “dog ears”.



Here are a few of those common terms:

- Allover quilting:** Also called edge to edge. This is when the quilting on the quilt is not specific to the blocks but is quilted in rows across the quilt.
- Bias:** This is the diagonal line between the lengthwise and crosswise grain of a piece of fabric. If you are working with bias edges, take care, they are very stretchy and can distort. Many times cutting directions for setting triangles are given to reduce exposure to bias edges or to get them encased by other edges as soon as possible.
- BSK:** Basic sewing kit (the common items needed to sew)
- Chain Piecing:** Sewing patchwork pieces in a continuous chain without stopping. The pieces are linked by short lengths of thread and cut apart and pressed after all are sewn.
- ¼ inch seam:** This is the seam width that quilting is based upon – assume that is what the pattern wants you to use. Getting this accurate is critical to your success.
- Scant seam:** One thread width less than the ¼ inch seam—this is used when the designer wants to allow for the extra added when pressing a seam
- WOF:** Width of Fabric – used when fabric is cut selvedge to selvedge

That's all for now. Send me your questions @ VOMSewItAll@gmail.com

Opportunity Quilt 2024

The Valley Quilters from Hemet will be bringing their opportunity quilt to our meeting in May. Bring a few extra dollars to buy some tickets to support our sister guild.

We can take our Sizzle Pizzazz quilt to one of their meetings which hasn't been scheduled yet. Remember that a \$400.00 gift card will be awarded to the person or group who sells the most opportunity quilt tickets this year. We can set up a date to take our opportunity quilt to the Hemet meeting for any person or group who wants to take the quilt and attend the Valley Quilters' meeting. Their meetings are at 9:30 am the fourth Tuesday each month.

Gloria Bachmann



Monthly Merchandise Table

Hello Quilters! First off, thank you for making our monthly merchandise raffle a success! Stop by our table at guild meetings to enter for a chance to win one of our charming baskets filled with fun products donated by guild members and our local quilt shops, Sew Treasured and Between Stitches. Tickets are \$1 each or 7 for \$5.

Get a head start on spring cleaning by donating fabric, sewing notions, baskets, and other crafting materials we can use to create more beautiful raffle baskets. Your contributions will not only add variety and charm to our raffle but also support guild initiatives. Drop off your donations at a guild meeting or contact Becky Hunt (760-497-9568) for pick-up arrangements. Every little bit helps, and we are grateful for your support!

May Birthdays



May Birthdays	
Pat Jordan	May 4
Ellen French	May 5
Daina Katz-Sardonía	May 5
Jane Taylor	May 7
Linda Lee Smith	May 13
Glenda Hasseler	May 17
Sharon Bozman	May 19
Kay Catalano	May 25
Lynn Korito	May 25
Sally Below	May 26
Adriane Ridder	May 26



Fat Quarter Exchange

The Fat Quarter Exchange is a guild activity that is fun and totally voluntary. For each meeting, a theme is announced ahead of time in the newsletter, and if you would like to play, bring a fat quarter that matches the theme of that month. For every fat quarter you bring you will be given a ticket. At the end of the break, one (maybe two!) ticket will be picked, and the lucky person(s) owning that ticket will go home with all the fat quarters brought in that night. Not only is it a nifty way to add to your stash, the fabric you go home with will all be of the same theme, and will be perfect for the beginning of a new project!

Please remember to bring quilt shop quality fat quarters.

Themes for the remainder of 2024 Fat Quarter Game (All fabric can be a solid color or a print):

May: **Summertime Fun**-- anything that has summer inspired fabric prints

June: **Red, White and Blue**

September: **Halloween Prints, Colors of Autumn**

October: **Batiks**

November: **Christmas Fabric**

Other Events



2024 Board Members

Executive Board	
President	Karrie Dominguez
1st Vice President	Janice Emmerson
2nd Vice President	Laura Alvarado
Secretary	Shirley Brown
Treasurer	Adriane Ridder
Ways & Means	Vanessa Prario
Appointed Positions	
Advertising Coordinator	Sheri Eramo
Block of the Month Coordinator	Shelly McNeely / Adriane Ridder
Challenge Quilt Coordinator	Charlotte Carpentier
Door Prize Coordinator	Tina Sandoval
Fabric Exchange	Tawnya O'Herron
Facility Coordinator	Laurie Gonzalez
Friendship Group Coordinator	
Hospitality Hostess	Laurie Gonzalez
Internal Auditor	Tina Sandoval
Membership Chair	Shelly McNeely / Kristine Timm
Merchandise Coordinator	Becky Hunt
Monthly Mini Coordinator	Kathy Cagle
Newsletter Editor	Kristine Timm
Opportunity Quilt Chair	
Opportunity Quilt Marketing	
Parliamentarian	
Philanthropy Chairs	Ellen French / Lynn Korito / Ida Colvin
Publicity & Public Relations	
President's Quilt	Adriane Ridder
Quilt Show Chair	Tamara Kope
Quilt Show Assistant	
Quilt Show Auction	Tamara Kope
Retreat Coordinators	Tawnya O'Herron / Mary Ann O'Herron
SCCQG Representative	
Social Media Coordinator	Carol Nanfito
UFO Coordinator	Charlotte Carpentier
Website Coordinator	Michelle Clark
Workshop Coordinator	Laura Alvarado

Snacks & Door Prizes

Birthday Month	Bring Door Prize	Bring Snack	Monthly Program
January	yes (plus Nov-Dec)	yes (plus Dec)	Speaker
February	yes	yes	Speaker
March	yes	yes	Speaker
April	yes	yes	Speaker
May	yes	yes	Speaker
June	yes	yes	Speaker
July	yes	yes	Speaker
August	no (bring in Sep)	yes	Philanthropy Sew
September	yes (plus Aug)	no (bring in Oct)	Guild Birthday Party
October	yes	yes (plus Sep)	Speaker
November	no (bring in Jan)	yes	Philanthropy Sew
December	no (bring in Jan)	no	Holiday Party/Potluck



Reminder: If it's your Birthday Month, please bring:

- ★ A wrapped door prize valued at no more than \$20 (see chart above)
- ★ A snack to share for the hospitality table (see chart above)

Every Month....

- ★ Don't forget to wear your **homemade** name tag and get **2** tickets; **1** ticket if you don't have your homemade name tag. Tickets are for door prizes and are called at the end of each meeting.

Monthly Programs & Room Set-Up

	Jan	Feb	Mar	Apr	May	Jun	Jul	Aug	Sep	Oct	Nov	Dec
Program	Speaker	Speaker	Speaker	Speaker	Speaker	Speaker	Speaker	Philanthropy Sew In	Challenge Quilt	Speaker	Philanthropy Sew In	Holiday Party
Block of the Month	yes	yes	yes	yes	yes	yes	yes	no	yes	yes	no	no
Challenge Quilt	yes	yes	yes	yes	yes	yes	yes	no	yes	no	no	no
Door Prizes	yes	yes	yes	yes	yes	yes	yes	no	yes	yes	no	no
Fabric Exchange	yes	yes	yes	yes	yes	yes	no	no	yes	yes	no	no
Library	yes	yes	yes	yes	yes	yes	yes	no	yes	yes	no	no
Merchandise Table	yes	yes	yes	Yes	yes	yes	yes	no	yes	yes	no	no
Monthly Mini	yes	yes	yes	yes	yes	yes	no	no	yes	yes	no	no
Opportunity Quilt	yes	yes	yes	yes	yes	yes	yes	no	yes	yes	no	no
Philanthropy	yes	yes	yes	yes	yes	yes	yes	no	yes	yes	no	no
Refreshments	yes	yes	yes	yes	yes	yes	yes	yes	yes Guild Birthday Cake (guild provides)	yes	yes	yes Members Potluck
Show and Tell	yes	yes	yes	yes	yes	yes	yes	no	yes	yes	no	no

Please Support Our Advertisers and Sponsors

**BERKSHIRE
HATHAWAY**
HOMESERVICES

CALIFORNIA
PROPERTIES

What is Your Home Worth?

Check current market values for your home and view profiles of potential buyers.

Enter address to get market report



PREPARED BY:

Adriane Ridder

Cell: (626) 893-5647

State License #: Dre# 02008957

RESULTS INCLUDE



HOME VALUE ESTIMATES

An automated value estimate can give you a rough estimate of the value of your home. This can be a useful starting point, before you talk to one of our licensed real estate agents.

EXTRA WIDE QUILTING FABRICS BY THE YARD

Fantabulous Backs



Kimberbell
Alessia
Bella Suede
Batiks
Kaffe/Tula
Henry Glass and Co
Patriotic
Riley Blake
And many more!

**Call me @
619-804-6062**

Check out our website: fantabulousbacks.com

I'd Rather Be Quilt'n
Cell-951-551-7985
Ruth A. O'Neill

Long-Arm Machine Quilting
Custom/Pantographs
Professional Quality Work
40+ Years Sewing Experience

Phone: 951-699-4887

Temecula, CA

Smoke-Free Environment



Elaine's Nifty Needle

Longarm Quilting -
*custom and
edge-to-edge*
Fast turnaround



Elaine Giometti

417-230-1756
cegiometti@verizon.net

1469 Camino Sueno
Hemet, CA 92545

Please Support Our Advertisers and Sponsors



Find fulfillment in life, by making a difference in the lives of terminally ill people and their families.

Inland Region
Michele (951)428-0265

San Diego
Tammy (951)428-6315

Desert Region
Karen (760)851-5739

JOIN OUR

VOLUNTEER COMMUNITY



We Need Help For:

- ✓ Provide caring companionship
- ✓ Running Errands
- ✓ Help Prepare Food
- ✓ Watch TV or Read to a Patient
- ✓ Provide Respite Care
- ✓ Volunteers and Therapy Animals

SCAN QR CODE



To Advertise in this Newsletter
Please Contact: Sheri Eramo

Reminders

Our Meeting Times and Locations

General Meetings
Second Tuesday of the month
6:30 pm social; 7:00 pm meeting

28816 Pujol Street, Temecula, CA

Everyone Welcome!

Board Meetings

Monday following General Meeting

Time: 6:30 pm

Location: 37290 Avenida La Cresta
Murrieta, CA 92562

Valley of the Mist Quilters Guild

27275 Ynez Rd. #435
Temecula, CA 92592

Newsletter Editor: Kristine Timm (krtimm@gmail.com)

Website Co-ord.: Michelle Clark (votmq@yahoo.com)

<http://www.valleyofthemistquilters.com>

[Follow us on Facebook](#)



MISSION STATEMENT

Formed in 1990, Valley of the Mist Quilters Guild is a non-profit charitable, educational and social organization in the Temecula Valley. We promote the knowledge of, and appreciation for, all aspects of quilting and fiber arts with an active philanthropy program.