

Baste & Banter



January, 2010
Volume 20 Issue 1

January Program— All You Ever Wanted to Know About Batting

Inside this issue:

Treasurer's Report	2
Membership	
President's Message	3
Board List	
Secret Pal Form	4
Monthly mini Secret Pals	5
Newsletter Info	
Philanthropy	
Charm Squares	6
Opportunity Quilts	
Quilt Show	
Block of the Month	7
Advertisers	8-9
Mission	10
Meeting Location	
Reminders	

This is a program you will want to attend. How many times have you had the opportunity to listen to and question a real expert on batting? Batting is such an important part of our projects. Often it can make or break the final result.

Alicia Campbell AKA "The Batty Lady" is a member of the Inland Empire Quilt Guild.

She learned to hand quilt when she was in elementary school from her grandmother. Being from the old school, her grandmother taught her about uniform stitches and had her rip out when her stitches were too big or not uniform.

As time went on, the quilting industry evolved. There were major changes in batting, the explosion of machine quilting along with the many new gadgets to entertain quilters.

In the midst of this

change, Alicia found her niche, and that was batting. There were so many choices and so many looks available, but they were not in one place. She discovered most shops did not have samples of the batting in naked form and made up for the quilters to touch. That is when "The Batting Lady" emerged.

Alicia has done extensive research on all types of batting, which is evident when she is assisting a quilter find the perfect batting to complete their project. The Batty lady will guide the quilter toward the batting that will provide the look the quilter desires.

Within her lecture, Alicia will cover multiple aspects of batting, and give new insight to the world of batting. She will be available

to answer those batting questions that have been lingering in the back of

your mind, and she will have samples available for us to touch, admire, and purchase.

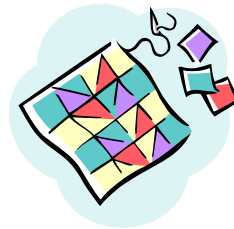
At the workshop on January 23 2010, Alicia will be teaching machine tra-

punto. This technique will add dimension to your quilting. Join us for an interesting learning experience. Check out Alicia's sample at the workshop table and her web page www.battylady.com.

Upcoming for February will be the award winning landscape quilt artist, Janet **Bottroff**, she will be teaching watercolor landscape.

Then in March, we will welcome back paper piecing expert **Carol Doak** who will provide a workshop on Sunrise Mariners Compass.

Linda Harlander



Thebattylady.com—Our Next Class

Alicia Campbell, a self-professed "battylady", will be leading us in a Trapunto Workshop known as "Trapunto 101". (She must have a great sense of humor, right, to call herself the battylady!) What is trapunto? It is a technique

used in quilting to highlight images by making them stand out by puffing them or recessing them. This is a technique that can be done by hand or sewing machine. This class will use sewing machines and use batting. No hand sewing required.

Class is to be held at Temecula Valley Sewing Center on Saturday, January 23rd from 9:30 to 1:30.

This is only a half day class. Cost: \$20. We have a few spaces left. Pick up supply list at Guild meeting.

Treasurer's Report—Cheri McDowell

VALLEY OF THE MIST QUILT GUILD

TREASURER'S REPORT

Profit & Loss Statement

11/01/2009 through 11/30/2009

BALANCE FORWARD

\$24951.48

INCOME:

Christmas Dinner Tickets	480.00
Cookbook Sales	27.50
Op Quilt 2010	46.00
Sales Tax Collected	2.50
Workshops	<u>565.00x</u>

TOTAL INCOME

\$1121.00

EXPENSES:

Donations to Charity (All About Kids)	1500.00
Library Expense	54.49
Speaker Fees: Lecture (A. Turley)	200.00
Meals (A. Turley & N. Ota)	17.82
Travel Expense (A. Turley)	58.51
Workshops: Teacher (A. Turley)	250.00
QUILT SHOW Expense (appreciation dinner)	<u>296.41</u>

TOTAL EXPENSE

\$2377.23

NET INCOME (LOSS)

-\$1256.23

TOTAL CURRENT BALANCE

\$23695.25

Respectfully Submitted, Cheri McDowell, Treasurer, VOMQG, 2009

A bed without
A quilt
Is like
A sky
Without stars

Ask not what
your fabric
can do for you,
but what you
can do for
your fabric.

Friends are
Like fabric
You can
Never
Have
Enough!

Membership

Time to Renew Your Membership!

Attention members. It is time to renew your membership. Please fill out the form on the web-


site and bring it and your check for \$30 to the January meeting.

I really appreciate all of you that did your renewals already.

Thanks

Adriane Ridder

Membership Chair



GUILD OFFICERS

Terri Barry's President's Message

, WELCOME, Welcome WELCOME

I know all of you are excited as we start a new year and have considered what you'll accomplish this coming year. I've done the same thing myself. As I reflected about my position in the guild and the responsibilities it entails, I realized that I have two goals for the coming year.

First and foremost, I want each and every one of you to enjoy being a part of this great organization.

Secondly, I want us to bloom! Our opportunity quilt inspired some of my thoughts and to reflect my goals, it's named "Flowers in the Mist", and is a beautiful, beautiful quilt. Our guild has a great foundation laid by very talented and capable women. We've been planted, tended, watered and fed. We've grown and I believe that 2010 is our year to bloom!

What does that mean, to bloom you ask? To me it means that you take a chance, you sign up for a position, you meet a new friend, you encourage and teach a new skill, you learn a new technique...you bud, grow and blossom. I am looking forward to see how many different flowers and blossoms we have at the end of our year! What a beautiful bouquet I am anticipating.

I want to thank all of you a head of time, for the great year we are going to have, for the growth, cooperation, anticipation and excitement you will all have.

So with out further delay, let's get started. January has so many opportunities for your participation and growth! Our speaker in January is "the Batty Lady", Alicia Campbell, as well as conducting a great workshop teaching us *Tra-punto*. Later in the month is our second annual quilt retreat, a great opportunity to meet new people and get to know old acquaintances better.

We are also sponsoring a bus trip to Road to California, a fantastic way to get inspired for the coming year. We will be showing our opportunity quilt "Flowers in the Mist", which provides a great experience to white glove at the show.

We still have several job openings to help facilitate our guild and our meetings. Not to mention our Mystery Challenge Quilt, friendship groups and secret pals! I hope to see each and every one of you at one or more of these exciting events.

Terri Barry

Before
Prozac
There
Was
Quilting

ELECTED OFFICERS—EXECUTIVE BOARD

President — Terri Barry—rockinb.ranch@verizon.net

First Vice President — Linda Harlander—
lindaharlander@yahoo.com

Second Vice President — Linda Smith—
lindahsmith@verizon.net

Ways & Means Chairperson — Ellen French—
ellensteve92562@yahoo.com

Secretary — Carole Donahoe—donahoeffc@yahoo.com

Treasurer — Jane Ward—wardja55@yahoo.com

APPOINTED OFFICERS—GENERAL BOARD

Membership Chairperson — Adriane Ridder

Membership Assistants—Sandy Besanson, Kathy Poletti & Savannah Wallace

Philanthropy Chairperson — **VACANT**

Website Coordinator — Courtney Pierson

Newsletter Editor —Marlene Oaks

Quilt Show Chairperson — Pauline McCauley

Quilt Show Assistant — Rita Dominguez

Librarian — Cheri McDowell

Advertising Coordinator — Ellen French

Parliamentarian — Clydene Sigle

Facilities Coordinator — Gloria Bachmann

SCCQG Representatives — Tina Sandoval & Dene Ryan

Workshops Coordinator — Laura Haskell NON

BOARD MEMBER POSITIONS

Publicity and PR — Judy Sanchez

Hospitality — Jan Dolan

Internal Auditor — Jerry McCauley

Historian/Photographer — Linda Sini

SPECIAL COMMITTEES

Opportunity Quilt 2010 & 2011 — Gloria Bachmann

Merchandise — Darlene Weist & Ramona Trippel

Travel/Retreats — Norma Skinner

Friendship Groups — **VACANT**

Secret Pals — Kathy Poletti

Door Prizes — Elizabeth Thomley & Bunny Harpham

Monthly Mini — Marge Hohenberger & Joyce Hays

Charm Squares — Shelley Wilson

Block of the Month — Sandie Hairgrove

Show & Tell — Cheri McDowell

Quilt Show Committee — Sandy Besanson, Ramona Ford,

Ellen French, Debbie Haar, Gail Ledbetter, Cheri McDowell,

Marlene Oaks, Linda Sini, Dalia Smith, Linda Smith & Denise Winslow-

Lawrence

Secret Pal Form Name: _____

DOB: _____

Spouse's name: _____ Anniversary date: _____

Mailing address: _____

E-mail address: _____ Phone number: _____

Children? Grandchildren? (How many? Their ages?)

Pets? (How many; what kind?)

Do you work outside your home? What sort of work do you do?

Are you a beginning quilter? Intermediate? Advanced? Expert?

What kind of quilting do you like best: Traditional? Appliqué? Art?

Do you hand quilt? Machine quilt? Send your tops to a long-arm quilter?

Is there a technique you've wanted to try?

What's your favorite color or style of fabric?

Is there a style, type or color fabric you particularly don't like?

What are your favorite colors in general?

Do you have any other hobbies or passions besides quilting?

Is your home decorated in a particular style? Colors?

Do you collect anything other than fabric?

Do you have a preference for a particular type of batting?

What's your preferred thread? Color?

Is there a type of thread you particularly hate?

Do you use pre-wound bobbins?

Do you have a favorite scent?

Name: _____

Is there a scent that you just can't stand?

Would you like to receive any of the following:

___scented candles

___unscented candles

___scented soaps or lotions

___unscented soaps or lotions

___cotton thread: favorite brand(s)

___pre-wound bobbins: colors

___small quilting tools

___machine needles: machine type

___hand needles: type and size

___quilting magazine: title (s)

___tea

___coffee

___chocolate

___other

This may seem like a terribly detailed questionnaire, but we want to give as much information to your Secret Pal as possible, in order for her to make informed decisions about your gifts.

Is there anything else you would like your Secret Pal to know about you? Remember that the more she knows about your tastes, likes and dislikes, the more likely you will receive gifts that you like and will use.

Please remember this is a monthly commitment through December 2010. If you can not make it to a guild meeting, arrange for someone to bring your gift to the meeting, or double up the following month.

Your Secret Pal gift must be new, not photo-copied, opened or used. Give the quality of gift that you would like to receive, yourself. Try not to spend more than \$10 each month.

If you have any questions or problems concerning Secret Pals, please call me at 676-5253, or contact me via e-mail at aepoletti@verizon.net (preferred).

Return to Kathy Poletti no later than the February guild meeting (2.9.2010). I will have a box at the membership table to both pick up and drop off forms

Secret Pals

SECRET PALS: ENJOY THE FUN OF GIVING (AND RECEIVING)!!!!

Ladies, we all know how much fun it is to be and have a Secret Pal. I look forward to my surprise gift every month. I also have fun shopping for my Secret Pal.

You too can be a part of the fun each month! Do not miss out on this year's adventure as we search for just the right inexpensive but perfect treasure, surreptitiously observe reac-

tions, and anticipate what our own gift might be each month.

To participate in Secret Pals, please fill out the detailed questionnaire and submit it no later than the February meeting. We have included the questionnaire in this newsletter and copies will be available at the next two meetings. Each participant will be given the form of another participant and she will secretly give her Pal a gift at each Guild meeting, beginning with March and continue until the big re-

veal at the December meeting. It is always fun to receive a gift, and the fun is even greater when you have no idea who your Secret Pal could be. Neither the participants nor the specific Pals are revealed until the December meeting, so you will have 10 whole months to speculate about who is providing your gifts! Ask around for opinions about being and having a Secret Pal. You will NOT want to miss the fun!

—**Kathy Poletti, Secret Pals**
aepoletti@verizon.net

In the crazy quilt of
life, I'm glad you're in
my block of friends.

Old
Quilters
Never die,
They just
go to
Pieces.

*Great lords have
their pleasures,*

*But the people
have fun.*

— *Montesquieu*

Monthly Mini

For all you cat lovers and those of you who have friends who have cats, the January Monthly Mini is a paper-pieced number entitled "**Kitties in Love**". Tickets are **three for \$1.00**. We hope you come prepared to buy a bunch! Made by Marge (me).

Marge Hohenberger
Joyce Hays

Philanthropy

At this moment, we have no philanthropy chair!

Philanthropy is one of the reasons the Guild impressed me & made me want to be a member.

We reach out to the world & give the gift of our quilts to those in need from foster children to abused women to preemies & more.

There is someone in our Guild who is feeling a pull to head this vital area. Perhaps several of you are thinking of coming together to form a co-chair to lead this goodness.

I'd like to have your article next month in this spot, inspiring us to continue doing good in our valley. Please let us know who you are.

Newsletter

It is truly important that all who will be placing an article or ad in the **next newsletter** have everything in to me by the **20th of this month**.

If you have any suggestions of what you would like added to our newsletter, please email me your suggestions.

marleneoaks@msn.com



Quilt Show

Happy New Year, fellow guild members! Our first quilt show committee meeting will be held on **Wednesday, January 27, at 1:00 p.m. at Temecula City Hall, 43200 Business Park Drive, Temecula, CA 92589.** This looks to be another exciting year for us! The Convention and Visitor's Bureau will be involved with our quilt show this coming year. If you are a quilt show committee member, see you then. If you have not signed up to be a committee member and would like to be, please do contact me. Thank you.

Pauline McCauley
(951) 600-4928

lvtoqlt@mac.com



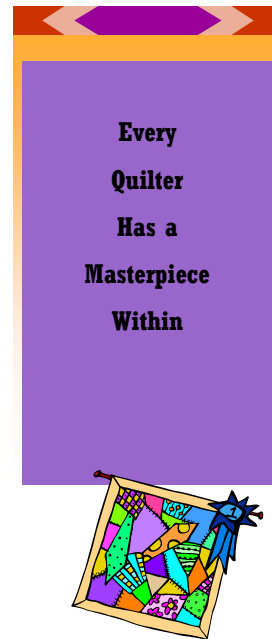
Opportunity Quilts—Gloria Bachmann

I am looking for one more person to help sell tickets for the Opportunity Quilt at Road to California in Ontario on Thursday, January 14th for about two hours between 1 and 5 PM. You will get free admission to the show for that day if you can help.

I will also be heading up the committee to make the 2011 Opportunity Quilt. We will meet on **Saturday, February 6th, at 10 AM** at my home in the Murrieta Hot Springs area to come up with the pattern for the quilt. If you have an idea

for a great Opportunity Quilt please plan to come and bring your ideas. We will decide on a pattern and then plan to shop for the fabrics. If you can't make it to the meeting let me know before the 6th about any pattern you think would make a spectacular quilt. The Opportunity Quilt is one of our major guild fund raisers. We need a special quilt to sell lots of tickets.

Gloria Bachmann
951 696-8253
norglo@verizon.net



Charm Squares 2010: New Rules

When I decided to participate in the charm square exchange, my desire was to accumulate enough related squares to be able to assemble a charm square quilt, so that is what I have set as our goal for 2010. Discovering numerous charm square quilt patterns available both online and in print, with some research and with a few well-placed inquiries, the parameters for swapping charm squares have been changed.

We are downsizing to $\frac{1}{2}$ yard increments of quilt-shop-quality fabric to cut 5" squares for 24 squares per track. Track one (1) will be batiks, and track two (2) will be decided by popular vote. Colors will not be specified for the batiks to allow for a range of color, and I ask that you think by "season." Since we want to be ahead of the game, start thinking

"spring" in January, "summer" by April, "fall" by July, and "winter" by August/September.

It takes 72 charm squares for a 48" x 48" lap-sized quilt with 2", and 4 $\frac{1}{2}$ inch borders, respectively, so I calculate that within three (3) consecutive months I will have enough batiks or quilter's choice fabrics to assemble a charm quilt. Who knows, maybe I'll even attempt a tumbling block quilt in batiks by year's end. At the first meeting in **January, all participants are asked to bring 24 squares of batiks inspired by spring, and 24 squares of a "favorite" line or theme.** Four themes (i.e. geometric, Asian, floral, 30's) will be chosen based on your "vote," and they will alternate every 4th month so that by March, you will have 72 squares with which to complete a project.

What do you think? Do the unlimited possibilities get your creative juices flowing? Just think, by October you can have assembled three to six smaller quilts to auction off at our renowned quilt show! Remember, 24, 5" x 5" squares per track of unwashed, quilt-shop-quality fabric. **Turn in each track of charm squares in a labeled zip-lock bag at the monthly meeting, or contact me if you are absent and want to participate.** The following meeting your zip-lock bag(s) will be returned with an array of charm squares for your enjoyment. **Track 1 – batiks. Track 2 – quilter's choice. See you in January!**

Shelley Wilson
(951) 698-8584

shelleymwilson@roadrunner.com

Block of the Month

BLOCK OF THE MONTH for 2010

This year will be all about SCRAP reduction. Each block in 2010 will be made using scraps. It's going to be a FUN & SCRAPPY year! What a great way to use up all those little pieces of fabric. The patterns are perfect for beginners, intermediates, or experts with tons of scraps. Each month, a different block pattern will be included in the newsletter, or you can get a pattern at the guild meeting.

Make as many blocks as you want and turn them in each month. We will have a drawing for the winner of submitted blocks at each guild meeting. (January blocks will be won in February, February in March, and so on. So you will have plenty of time to make one or two or???) One block each month will be used for philanthropy, and at the end of the year, they'll have enough for a quilt top.

The only requirement is that the background fabrics for each block be a neutral or beige fabric.

January – 2010

Sister's Choice

January Color Selections: Browns, Pinks, and Creams

Finished Block Size: 10" (unfinished 10 ½")

For each block you will need:

8 (2 1/2") Light squares

4 (2 7/8") Light squares

4 (2 1/2") Med/Dark squares

5 (2 1/2") Med/Dark squares of a 2nd color

4 (2 7/8") Med/Dark squares of a 3rd color

Draw a line diagonally on the back of the 2 7/8" light squares (Figure 1).

Pair them with the 2 7/8" Med/Dark squares and sew 1/4" on both sides of the line (Figure 2). Cut on the line and press toward the Med/Dark to make 8 identical Half Square Triangles (Figures 3 & 4).

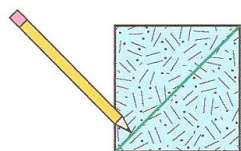


Figure 1

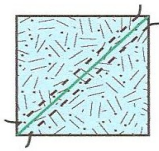


Figure 2




Figure 3

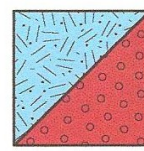


Figure 4

(figures courtesy quiltmag.com)

Sew your blocks together into rows pressing seams away from the Half Square Triangles. Sew the rows together to complete your block.

See sample of finished quilt at www.windhamfabrics.com using More Pink and Chocolate Fabric Collection under free projects.

To advertise

In this

Wonderful

Newsletter,

Please contact

Ellen French

ellensteve92562@yahoo.com

Our Advertisers

Safes ~ Locks ~ Keys



2 FREE KEYS

Up to \$6.00 Value

951-699-8115

27529 Jefferson Avenue
@Overland Dr. ~ Next to Bonzai

Safe and Secure Locksmith



QUILTING NANCY

Long Arm Quilting & Fast Turn-around

Nancy Williams

970 Indiangrass Dr., Hemet, CA 92545

(951) 260-3727 • quiltingnancy@aol.com • Cell. (951) 966-8705

Temecula Quilt Co.

31 26 27 28 29 30 31 26
26 27 28 29 30 31 62 63

33353 Temecula Parkway

Temecula, CA 92592

Phone: 951-302-1469

www.TemeculaQuiltCo.com



Quilter's
Coop

951-694-3600
28677 Old Town Front St.
Temecula, Ca 92590

Open Monday through Saturday
10 am to 5 pm

Fabric * Books * Notions * Patterns

We love groups! Give us a call a week
before you come, and we'll prepare
special treats for you and your friends.

New classes forming monthly!
Classroom space for friendship groups!

www.QuiltersCoopTemecula.com

If you have email &
receive a copy of this
newsletter by mail, please
inform us so that we can
save the printing &
postage. You can always
print out a copy from
your computer, if you
want a hard copy.

Please Support Our Advertisers

Longarm Machine Quilting

By: Judie Krot

- ✂ Let me help you decide which quilting designs will most enhance your quilt top.
- ✂ Appliqué quilts welcome!!
- ✂ Edge to edge & custom quilting.
- ✂ Top quality work at competitive pricing.
- ✂ Ten years Longarm quilting experience.
- ✂ Fast turnaround.

So call me for a free over the phone estimate!

Home: [951] 676-4070

Cell: [951] 553-6064



www.LHQuilts.com

Little House of Quilts

29543 Nazvo Rd., Nazvo CA.

951-928-9616

Come to the country! Only 5 miles off the 215


Rent our Pfaff Grand Quilter and Finish your quilt yourself!!!

Check out our website for class listings, events, and coupons

Shoppe Hours

Tue. thru Sat. 10am- 5pm

Scrappin' Divas Scrapbooks



Irma Mora

28475 Old Town
Front Street, Ste. A
Temecula, CA 92590
951.694.1600

www.ScrappinDivas.com



Valley of the Mist
Quilters

PMB 435
27475 Ynez Road
Temecula, CA 92591

[http://www.
valleyofthemistquilters
.com/](http://www.valleyofthemistquilters.com/)



**Our Meeting
Location
Community
Recreation Center
at 30875 Rancho
Vista Rd.. Temecula**

Exit the 15 Freeway at
Rancho California
Road and go east. Go
to Ynez Road and
turn right. Go to
Rancho Vista Road
and turn left. It is
approximately 1 ½
miles & on the right-
hand side.

Meetings are the second
Tuesday at 7 p.m.

Social Time 6:30 PM

Please deliver promptly to:

Mission Statement

Our Guild was formed in 1990 and is a non-profit organization.

The purpose of our Guild is to promote cooperation and the exchange of ideas among those persons interested in or engaged in quilting and to further the education and skill levels of our members.

Reminders:

- **Meeting Jan. 12**
- **Get your articles in by the 20th**
- **Class Jan. 23**
- **Quilt Show Comm. Jan 27**
- **Renew membership**
- **Sign up to be a Secret Pal**
- **Bring charm squares**
- **Think about being our Philanthropy chair**
- **Make & bring a (or more) block of the month**
- **Help with our next Opportunity Quilt**
- **Feb. meeting landscape quilt artist, Janet Bottroff**
- **March meeting paper piecing expert Carol Doak**