

SPECIAL THANKS TO OUR DONORS!

We are very grateful to the following businesses who donated door prizes for our February meeting or our retreat. Please patronize these wonderful donors and let them know we appreciate them.

- **Butterfield Quilt Company, Hemet**
- **Temecula Quilt Company, Temecula**
- **Quilters Coop, Temecula**
- **Wiens Family Cellars, Temecula**
- **Frangipani Winery, Temecula**
- **Rosie's Calico Courtyard, El Cajon**
- **Material Possessions, Lake Forest**
- **Quilter's Paradise, Escondido**
- **Cozy Quilt Shop, El Cajon**
- **Quilters Hangup**
- **Quilting Made Easy, Inc.**
- **Fat Quarters Quilt Shop, Vista**
- **Old Town Spice Merchants, Temecula**
- **Batiks Etc. & Sew What Fabrics, Wytheville, VA**
- **Betty's Photos on Fabric**

BASTE and BANTER

Vol. 19, Issue 3

Valley of the Mist Quilters Guild

March 2009

RETREAT WAS FABULOUS!

Thanks to an incredible amount of work put in by Retreat Coordinator Mari-Jo Young and her indefatigable friendship group, Queens Bee Quiltin', the inaugural Valley of the Mist Retreat was an unqualified success. As soon as Mari-Jo catches her breath, she'll probably be taking signups for the 2010 retreat at Vina de Lestonnac Retreat Center in Temecula. There will no doubt be a line!

Vina de Lestonnac is famous in quilting circles as a really excellent quilting retreat facility, and it's in our own backyard! Located in Temecula's wine country, its views of undulating vineyards and mountains in the distance can't be beat. It's so quiet you can hear birdsong, and we were treated to a view of 18 hot air balloons rising on Saturday morning. The rooms are nice, the fa-

cilities more than adequate and roomy, the food delicious and plentiful, the atmosphere relaxing, and the company really, really fun. We got a lot done!

The 22 attendees worked on whatever they felt like doing, napped if they felt like it, and generally had a great time. We also heard a very informative presentation on thread by Shawnee Miller of Butterfield Quilt Company in Hemet. Sunday afternoon checkout time came way too soon.

On arrival, retreaters enjoyed a lavish tea party with teas donated by Old Town Temecula's Spice Merchant shop. In the evening, we had a cheese and wine tasting before our casual dinner. Saturday featured an evening fashion show and contest of original pajama and loungewear designs. Partici-

pants prowled the catwalk in styles ranging from comfy to cozy. The contest was won by pals Linda Smith and Margie Koch, in their 30's/ Mary Englebreit ensembles with matching footwear. They won a bottle of orange champagne donated by Weins Family Cellars, which they declined to share.

Door prizes were given away throughout the weekend, and Elaine Barnett was the lucky winner of the Big Prize Basket. It was loaded, and we were all very jealous.

If you have a chance to attend our next retreat in 2010, sign up as soon as you can, because we're pretty sure everyone who attended this year will be back for the next one.

Thanks so much, Mari-Jo and crew! We had a blast!

GLORIA'S GABFEST

It was wonderful to see so many members at the February meeting. I heard that two new friendship groups were formed that evening. Joining a friendship group allows you to get better acquainted with other members and, depending on your group's interests, gets you involved in more aspects of quilting. Contact Barbara

Everitt if you want to join a friendship group.

Marie Strait gave us lots of ways to use our scraps to create beautiful quilts. I attended Marie's workshop, and spent several days after that doing what she calls "mindless sewing" of scraps. I now realize that I cut enough pieces for the class to

make at least two or three quilts. Oh no! I don't need more unfinished projects.

Instead of having a speaker at our March meeting, we will have our annual Quilt University. Six of our talented members will each demonstrate a different quilt-related technique. Each of

WELCOME NEW MEMBERS!

In addition to our returning members, we would like to extend a sincere welcome to each of our 31 new members! Get your nametags made, ladies, so we can get to know your names and faces! Returning members, please introduce yourselves to the following new members:

Char Baker, Maria Avillar, Karen Butler, Janice Benevidez, Druscilla Farrell, Lynn Korito, Sandie Hairgrove, Linda Harlander, Jill Jolliff, Ellen Higgins, Kuna

Kaufman, Joann Knowles, Jane Ward, Edie Tucker, Denise Winslow-Lawrence, Suzanne Borchers, Gail Ledbetter, Laurie Landrum, Gloria Lewis-Ruffner, Jan Lord, Diane McClean, Courtney Pierson, Kathy Poletti, Marjorie Prenger, Audrie Red, Linda Smith, Wanda McKay, Jeannette Thatcher, Lynn Sutphen, and Colleen Starr. Welcome, ladies!

Remember, if you have quilter friends that you

think might be interested in joining the guild, invite them to a meeting!

If any members are interested in joining a friendship group, please let Barbara Everitt know. She will do her best to get you into a group. Look for the form on the back page. Just cut it out, fill it out, and give it to the ladies at the membership table. They'll make sure it gets to Barbara. Or email Barbara at

barbe750@aol.com

A QUILT SHOW YOU SHOULD ATTEND.....

Young Piecemakers Quilt Show. Saturday, March 28, 2009, 10am to 5pm

At Centennial High School, 1820 Rimpau Ave., Corona 92881

This is the first quilt show staged by this guild, which is comprised entirely of children! Please help support this very worthy cause. And take any fabric donations with you, as all fabric and supplies are supplied to the youthful guild members by the guild. They can use your help.

www.ypqg.org

GLORIA'S GABFEST cont. from page one

you attending the meeting will choose which of these techniques you wish to learn. We will divide ourselves among the six tables to watch and ask questions of the teacher. After 15 minutes, we will play "musical tables" (minus the music) and everyone will move to another teacher's table. We

will do four rotations so everyone will be able to participate in four of the six demonstrations.

I offer a big Thank You to Terri Barry, who has graciously offered to take over the ticket sales for the 2009 Opportunity Quilt. I am still looking for ideas for the 2010 Opportunity Quilt.

If you have a great idea or pattern for a quilt, or if you would like to be part of the committee to make the quilt, please let me know.

Piecing it all together,

*Gloria Bachmann, President
norglo@verizon.net
(951) 696-8253*

MERCHANTS' CORNER

We have some great prizes waiting to be won at the March meeting! There will be some handmade things as well as donated items for our raffle. If you're thinking quilt kits, books and quilting items, then you're on the right track!

We want to thank each of you who have supported the guild by buying raffle tickets

and/or donated items for the raffle. We appreciate your help!

Remember, tickets are \$1 each or 7 for \$5. Such a deal!

—*Charlotte Schindler and Annette Fecteau, Co-Chairs, Merchandise*

Quilts of Valor Foundation

Creating Comfort, Love & Respect
for Our Wounded Warriors



Norma Enfield
Murrieta - Temecula CA Chapter
(951) 698-8791
quiltingtwin@verizon.net

www.QOVF.org

PHILANTHROPY MEETS MARCH 21

Is it spring yet? I'm sure ready, how about you? We will be working with the floral fabrics this month, making quilts and kits. Good news—it won't be near as messy as working in your garden. Maybe this will get us into the spring spirit.

Bring your machine and supplies this time. We have lots to keep us busy. Everyone is welcome and

you may bring a friend if you like.

We will meet Saturday, March 21st, at the Temecula Valley Sewing Center between 10:00am and 4:00pm.

I have an additional request. Could you please save those binding tail leftovers and bring them to Philanthropy? They are great for strip quilts. If you won't be at the Phi-

lanthropy meeting, I can also take them at any Guild meeting.

Thank you!

—*Norma Skinner,*
Philanthropy Chair
847-529-8719

nlskinner@verizon.net

MONTHLY MINI

Our February Mini, *Hearts*, was made by Betty Steadman and was won by Sally Below. Our March selection is called *Taking Flight*, and features flying geese. It was made and donated by our President, Gloria Bachmann. It is a beautiful

little quilt using batiks, and was based on the workshop pattern taught by Gail Garber in November.

To see it is to love it—you'll want lots of tickets on this one!

We still need volunteers

to fill out our Mini schedule for 2010. There are lots of slots to choose from, and you have lots of time to finish it! Please drop by the table and sign up.

—*Marge Hohenberger*
and Joyce Hays,
Monthly Mini

MARCH SHOW & TELL

March Show & Tell will feature quilts made with that special ruler or template you purchased at the quilt show or saw demonstrated and *had to have*. Quilters are a lot more than collectors of fabric. We also collect the latest and greatest tools to make our lives easier

and create these sensational quilts.

I myself have three kaleidoscope rulers purchased over the years. (In fact, you may see a couple of them on the Merchandise Table or in the June Brown Bag Event.) I picked one to use and have a quilt I'll bring this

month.

Okay, I have confessed. Now it's your turn. Please bring that quilt you made with the special ruler or set of templates for March Show and Tell.

See you there!

Jan Dolan, Show & Tell

NEWSLETTER

DETAILS




The deadline for newsletter articles is ideally the Monday following the general meeting. So if at all possible, I would appreciate your copy by the Board meeting. You can either hand it to me or email it to me at

ellensteve92562@yahoo.com
or fax it to me at (951) 698-6704.

Thank you!

Ellen French, Newsletter Editor

Our March Mini is called Taking Flight, and is a beautiful batik creation by our President, Gloria Bachmann.



Longarm Machine Quilting

By: Judie Krot

- ✂ Let me help you decide which quilting designs will most enhance your quilt top.
- ✂ Appliqué quilts welcome!!
- ✂ Edge to edge & custom quilting.
- ✂ Top quality work at competitive pricing.
- ✂ Ten years Longarm quilting experience.
- ✂ Fast turnaround.

So call me for a free over the phone estimate!

Home: [951] 676-4070

Cell: [951] 553-6064

Temecula Quilt Co.

33353 Temecula Parkway
 Temecula, CA 92592
 Phone: 951-302-1469
 www.TemeculaQuiltCo.com

Quilt-Essentials

Custom made non-piercing quilt hangers

Hank Lariccia

Temecula, California

(951) 302-0912

Longarm Quilting Service
 Quilting by Maria Salagi
 (951) 440-2576
 msalagi@verizon.net



951-694-3600
 28677 Old Town Front St.
 Temecula, Ca 92590

Open Monday through Saturday
 10 am to 5 pm

Fabric * Books * Notions * Patterns

We love groups! Give us a call a week before you come, and we'll prepare special treats for you and your friends.

New classes forming monthly!
 Classroom space for friendship groups!

www.QuiltersCoopTemecula.com

Material Recyclers Quilt Shop

22800-C Lambert St, Suite 806
 Lake Forest, CA 92630
 949-686-3418 fax: 949-686-7126
 Sewing Center 949-686-2865
www.quiltrecyclers.com email: quilt@quiltrecyclers.com


BERNINA
 Authorized Sales and Service Joni & Wendy Hager



QUILTING NANCY
 Long Arm Quilting

Nancy Williams
 501 Garcia Dr., Hemet, CA 92345
 (951) 926-3449 • quiltingnancy@aol.com

Hand Guided
 Machine Quilting



Rockin'
 Robin
 Quilts

Choose from original designs or available patterns.
 Prices start at \$.015 per square inch.
 Please call for appointment.

Longarm Quilting by Robin Kinley
 Phone: (760) 415-0453
www.RockinRobinQuilts.com
robin@rockinrobinquilts.com

Safes ~ Locks ~ Keys




2 FREE KEYS
Up to \$6.00 Value

951-699-8115
 27529 Jefferson Avenue
 @Overland Dr. ~ Next to Bonzai

Safe and Secure Locksmith

BLOCK OF THE MONTH



Fabric The Block uses three different fabrics.

Fabric - A Blue



Fabric - B Green



One background fabric White

This Block requires:

One 2-1/2" square of Fabric A

Four 2-1/2" squares of fabric B


One 1-1/2" strip of Fabric A, at least 13" long

One 1-1/2" strip of background fabric, at least 13" long

Reprinted with permission from
Moon Over Mountain
moonovermountain@epix.net

If you have any problems or questions, contact Linda Sini : 951-704-9670 or

johnandlindasini@verizon.net



1) Sew the 1-1/2" wide strip of fabric A to the 1-1/2" strip of background fabric using a scant 1/4" seam allowance. Press the seam toward the

2) With a rotary cutter, straighten one edge the sewn together strips. Then cut eight 1-1/2" wide x 2-1/2" tall rectangles from the sewn strips.

3) Take two of the rectangles from Step 2 and piece together as shown. Press seam allowance toward the left. Repeat with the remaining Step 2 units. The completed squares should measure 2-1/2".

4) Take one of the 2-1/2" squares of Fabric B and two of the units completed in Step 3 and piece together the top row of the Block as shown. Press the seam allowances toward the Fabric B square. The complete unit should measure 2-1/2" x 6-1/2". Repeat with the remaining Step 3 units and one more Fabric B square for the bottom row of the square.

5) Take the remaining two 2-1/2" squares of Fabric B and the 2-1/2" square of Fabric A and piece together as shown to form the middle row of the quilt Block. Press the seam allowances toward the Fabric B squares. The completed units should measure 2-1/2" x 6-1/2".

6) Take the units completed in Step 4 and the unit completed in Step 5 and piece together as shown to complete the Block. Press the seam allowances toward the center row unit. The completed quilt Block should measure 6-1/2" square which includes a 1/4" seam allowance on all sides.

CHARM SQUARES SCHEDULE 2009**MAR.....PURPLES.....FALL COLORS****APR.....30S PRINTS.....BATIKS****MAY.....WHITE ON WHITE.....STARS****JUNE.....ANIMAL PRINTS.....YELLOW****JULY.....CHRISTMAS.....PLAIDS****AUG.....FLORALS.....GREENS****SEPT.....BLACKS.....18 DIFFERENT****OCT.....ASIAN PRINTS.....GOLDS****NOV.....REDS.....HEARTS****DEC.....NO SWAPS.....NO SWAPS****CHARMS GUIDELINES**

There's no time like the present to jump into the Charm Squares program! The meeting after you have submitted your charms, you will receive a selection of at least one each of every charm submitted by other participants. It's a great way to build variety in your stash, and there are tons of books and patterns out there to use them with! Remember, bring your charms in a zip lock bag labeled with your name. Please observe the following:

- All charms must be **unwashed**, cut **exactly 6-1/2" square**. Submit **18 per track**.
- All charms should adhere to the monthly selection color/styles, and be **100% cotton, quilt shop quality fabric**. See me if you have any questions!

—Heather King, Charm Squares

heatherhobbie@yahoo.com

JANE COSCARELLI IS NEXT WORKSHOP

Jane Tenorio-Coscarelli is our speaker and workshop presenter for April. Jane calls 2009 "The Creative Year." She is a freelance artist, quilt designer, author, fabric designer, and more! Her quilt patterns are unique and fun. And wow, is she creative!

Come by the Workshop

table on Guild night and see a sampling of her work and her patterns. Sign up soon to learn Jane's secrets of painless appliqué using whole-cloth silhouette designs. You may sign up at Guild or call or email me: **Dene Ryan (951) 244-6795 or email:**

deneryan@yahoo.com

Workshop...Cutaway Needle Turn Applique

When.....Wednesday, April 15, 2009

Time.....10 am to 4pm

Where.....Quilter's Coop, Old Town Temecula

Fee.....\$40 members, \$50 nonmembers

******a five dollar deposit will hold your place**

SECRET PALS '09

Well friends, the deadline has passed, so those of you who ignored the warning bell will have to wait until 2010 to be a Secret Pal. We had a pretty good response to the call, so 11 of you will be getting a Pal in the

mail, if you haven't already.

Prepare yourselves for the monthly parade of fun personal gifts coming your way, and get ready to be sneaky as you shop for your own pal and figure out how to get her gift

into the meeting without her identifying you! Remember, this is a monthly commitment, so bring your first gift for your Pal to the March meeting. If you have any questions throughout the year, be sure to contact me for an-


swers. Have fun!

—Jay Johnson

jzquilter@ca.rr.com

VALLEY OF THE MIST QUILTERS

PMB 435
27475 YNEZ RD
TEMECULA, CA 92591



To learn more about Valley of the Mist
Quilters Guild, visit our website at
www.valleyofthemistquilters.vcom

DON'T FORGET.....

- Your handmade nametag for 2 door prize tickets
- Dollars for Monthly Mini and Merchandise chances
- Foodies and a door prize if it's your birthday month
- Sign up for a committee
- Set your cell phone to vibrate during the meeting
- Bring a friend!
- Your charm squares and your BOM blocks!

Details.....

Details.....

Next Guild meeting is
Tuesday, March 10
Social—6:30pm
Meeting—7:00 pm

At Temecula Community
Recreation Center,
Rancho Vista Rd.,
Temecula

Next Board meeting is
Monday, March 16 at
6:30pm at the home of
Ellen French. Call or
email for directions:

FRIENDSHIP GROUP INTEREST FORM

PLEASE PRINT!

MEMBER'S NAME _____

PHONE NUMBER () _____

E-MAIL ADDRESS _____

MEMBERSHIP: PLEASE GIVE TO BARB EVERITT