

BASTE AND BANTER

February 2009

Volume 19, Issue 2



THANK YOU

A special thank you to **Material Possessions Quilt Shop** in Lake Forest, for their kind donation of gift certificates. If you are going over to Orange County, be sure to stop in. It is a beautiful shop with huge variety. They have been an advertiser for years, and always send us gift certificates. Members, be sure to shop with our advertisers whenever you can, and let them know we appreciate their support. We need to help keep them all in business!

MARIE STRAIT'S SCRAPPY IDEAS

If you're following the new year's resolution program and trying to get your sewing room and stash organized, you may be wondering what to do with all those scraps you've assigned to their own bin. Or bins. Our February speaker, Marie Strait, should be able to help. Her lecture will be *Scraps, Scraps, Scraps*.

Although she enjoys many art forms, Marie's primary passion is quilting, one she has nurtured for

more than 35 years. She has also been teaching quilting for almost that long, beginning at a Stockton quilt shop in 1976. She has taught many a class since then: at her own and other quilt shops in both California and Virginia, not to mention many guilds and at Merced College and for Manteca Adult School in California. She holds a California Community College teaching credential in sewing and needlecrafts, and taught at the Mid-Appalachian

2003.

There is still room for you in Marie's workshop, which will be held Wednesday, Feb. 11 at Temecula Valley Sewing Center. Call Dene Ryan NOW if you want to take the class. It's always fun to learn from someone new. *See article p. 3*

If you want to be part of the pre-meeting dinner with Marie, call Gloria Bachmann to be sure you get a place at the table. Gloria's number and email are at the end of her message, below.

GLORIA'S GABFEST

It was wonderful to see so many members and guests at the January meeting. What a great way to start 2009! I hope each of you found some great suggestions to better organize your sewing area from Linda Griffith's presentation. Going vertical to get things up off the floor made a lot of sense in my room.

We will be presenting our Past President, Linda Sini, with her President's Quilt at our next meeting. Many of you

made a star block for this quilt, and Norma Skinner took charge to get it all put together. Then Judi Krot quilted it. Be sure to come to the meeting to see how it turned out and to thank Linda for her two years of service. Hoorah! (Have you heard? She's a retired Marine.)

Our February meeting will feature Marie Strait. She comes to us from Northern California and has lots of ideas about using "Scraps, Scraps, Scraps," which is the title of her talk. She will also be bringing some of her quilts to

show, as well as a workshop the day after the meeting.

If you would like to enjoy dinner with our speaker before the meeting, please contact me by Monday, Feb. 9, so I can make the reservations. We will be at Mimi's at 5pm on February 10.

Piecing it all together,

Gloria Bachmann, President

norglo@verizon.net

951-696-8253

BLOCK OF THE MONTH: FRIENDSHIP STAR

FINISHED BLOCK SIZE 12" (UNFINISHED 12-1/2")

CUTTING DIRECTIONS: **YOU CAN USE CHARMS!**

DARK: Cut 2 squares 4-7/8", and one square 4-1/2"

MEDIUM: Cut 2 squares 4-7/8"

LIGHT: Cut 4 squares 4-7/8"

SEWING DIRECTIONS:

Make quick half-square triangle blocks. Layer each dark square, right sides together, with a light square, and pair each medium square with a light square. Lightly draw a diagonal line across the back of the light squares, corner to corner. This will be your cutting line. Draw 2 more lines, one on each side of the cutting line, 1/4" away. These are your sewing lines (Fig. 1). Sew the squares together on the cutting lines, and then cut them on the cutting line. Press open and you will have 2 half-square triangle blocks. Follow the colored (shaded) diagram to put the half square triangle blocks together.

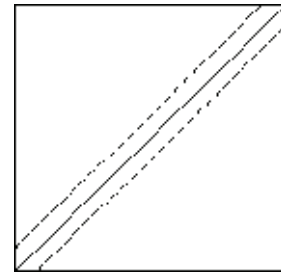



Figure 1

PLAN TO ATTEND CHILDREN'S QUILT GUILD SHOW IN MARCH!

The Young Piecemakers Quilt Guild is the only one of its kind in California—a quilt guild for kids. This pioneering group was also the first children's quilt guild in the entire United States. And it's right around the corner in Corona. They are hosting their first quilt show on Saturday, March 28, at Centennial High School in Corona, and you're invited.

Members of the Young Piecemakers include boys and girls and they range in age from 5 to 18. This guild operates entirely on donations. There are no dues for members, and all fabric, sewing supplies and sewing machines are provided to the members by the guild.

The first quilt show stated by this ambitious guild will be held on Saturday, March 28 at Centennial High School in Corona. Show times are 10am to 5pm. The show will feature over 100 quilts and includes all the usual fun things that quilt shows usually offer: vendors, a food court, opportunity baskets, opportunity quilts, door prizes, sewing machine giveaways. A silent auction will benefit the UCLA Medical Center. The guild also donates quilts to pediatric patients with HIV/AIDS at the Medical Center.

Let's go to Corona and show our support for these young quilters!

PHILANTHROPY & JUNE EVENT

Please keep the guild in mind when spring cleaning your sewing room. Philanthropy can use any cotton fabrics, orphan blocks, quilt tops, etc. that you don't want anymore. If you have other things related to sewing, quilting and/or crafting, the guild would be delighted to have them for our annual June Brown Bag Event. Thank you!

Norma Skinner, Philanthropy (951) 529-8719 nlskinner@verizon.net

Ellen French, Ways & Means (951) 698-6704 ellensteve92562@yahoo.com

WORKSHOP STILL HAS ROOM!

MARIE STRAIT WORKSHOP

Wednesday, February 11

“WE HAVE SCRAPS, NOW WHAT?”

Yes, you can still join us for this fun workshop! It’s a new year and a great time to discover a new way to use your favorite scraps in a brand new quilt!

We meet at Temecula Valley Sewing Center on Wednesday, February 11. Class time runs from 10am to 4pm. The cost is \$40 for members, and \$50 for nonmembers.


Be sure you pick up your class supply list!

You may sign up as late

as Tuesday night at the February Guild meeting, providing the class has not filled by then. Please call or email me:

Dene Ryan (951) 244-6795

deneryan@yahoo.com



Dene Ryan, Workshop

TAKE ADVANTAGE OF THE LIBRARY

Just in case you didn’t know, members are allowed to have two books checked out at a time. The books are due the following meeting. The due date is stamped at the front of the book, and the fine for overdue items is \$1 per month per item. If you are unable to attend the meeting, please call me so arrangements can be made to have the book returned. Books can be renewed.


We have quite a few new

books in the library. A few of these titles are: *Stellar Journeys* by Gail Garber, *Quilt Origami* by Mary Jo Hiney, *Patchwork and Quilting With Kids* by Maggie Ball, *Still Stripping After 25 Years* by Eleanor Burns, *Quilter’s Guide to UFOs* by Nancy Goldsworthy, *Happenstance* by Carol Shields, and *Fool’s Puzzle* by Earlene Fowler. Stop by the library to see what we have to offer! We also have quite a

few books and magazines for sale.

The library is always looking for donations of quilting books and magazines to be sold or checked out. We would also like to know what books you would like to see added to the library. Let me know either at a meeting, call or email me.

Debbie Henz, Library
(951) 302-2352



QUILT UNIVERSITY PROFESSORS NEEDED!


Our March Guild meeting will feature our very popular Quilt University. At this event, we learn from each other. Members who have particular skills share them in quick demos. In order to make this happen, we need volunteers to teach quilt techniques, things that can be demonstrated in about 15 minutes.

We will have 6 people doing demonstrations around the room. Every 15 minutes, groups will move from one area to another to learn another quick tip or technique.

Anyone who has devised a new way to do something quilty, the best way to do it right, or a favorite short cut method—please contact me! We want a

wide variety of skills showcased at our University.

Gloria Bachmann
norglo@verizon.net
(951) 696-8253



MERCHANT'S CORNER

Thanks to all of you who supported the Guild by purchasing opportunity tickets at our Merchandise table. The most sought-after item was the foot stool made by Annette. She promises to make another one for someone to win in the future.

If you or someone you know would like to donate a "recycled" or new item for the Merchandise table, please bring it to a future Guild meeting. We know our members are very

talented and creative. Handmade items, such as aprons, sewing accessories, placemats, etc. would be greatly appreciated.

Making its debut appearance at the Merchandise table in February will be *The Basket*. Ellen French says this basket will appear monthly, and will contain a nice selection of items. Just to whet your interest, the February Basket contents include but are not limited to the following:

- The latest issue of *Mark Lipinski's Quilter's Home*
- *Fabric totaling 2 yards*
- *Fons & Porter marking pencils and pencil tin*
- *A smelly candle and some smelly soap*

Thanks for your support!

Charlotte Schindler and Annette Fecteau,
Merchandise Co-Chairs

BALLOON & WINE FESTIVAL

Yippie Skippie! VOMQG has been granted a nonprofit booth at the Balloon & Wine Festival the weekend of June 4-5-6 and we're going to need stuff to sell! Quilts, table runners, placemat sets, coaster sets, etc. Especially things with hot-air balloon fabric or wine bottle/cork fabric. You get the idea. Any questions? E-mail Ellen French at

ellensteve92562@yahoo.com

JOIN A FRIENDSHIP GROUP

If you've recently joined the Guild, you have probably heard about Friendship Groups and wondered what they are all about. Friendship groups are the heart and soul of the Guild, and they are usually formed by people who have mostly joined the Guild around the same time. These groups meet on a regular basis, usually at least monthly, to sit and sew and gab. Frequently they make quilts as a group for philanthropy or for the Quilt Show auction, etc. They go shop hopping together, they go to quilt shows together. Members of friendship groups learn from and support each other. They have fun!

If you are interested in joining a friendship group, please call or e-mail me. If you send an e-mail, please put

FRIENDSHIP GROUPS on the subject line.

Or if you prefer, please just cut out the form below and drop it off at the Membership table. They'll make sure it gets to me.

—*Barbara Everritt*
 (951) 587-0790

BarbE750@aol.com

MONTHLY MINI

Hearts! That is what February is all about, and so it is also with our Monthly Mini! This little gem is by Betty Steadman. Bring extra money, because **Hearts** will be irresistible!

Last month's beautiful floral wall-hanging, created and decorated by Elaine Turner, was won by Mari-Jo Young. We are looking for volunteers to sign up to make the 2010 Monthly Minis. We are ready to take your name for the month of your choice, except for June, August, and December.

—*Marge Hohenberger & Joyce Hays*

FRIENDSHIP GROUP INTEREST FORM

PLEASE PRINT!

MEMBER'S NAME _____

PHONE NUMBER () _____

E-MAIL ADDRESS _____

YOUR TALENTS ARE URGENTLY NEEDED!

Would you like to join a group making a spectacular quilt? Our current Opportunity Quilt will be awarded to a new owner at the Quilt Show on October 3, 2009. We will need a new quilt on that day to take its place. Please consider stepping up to select a pattern, organize a committee, and/or construct the quilt or take it to various locations to sell tickets from October 2009 to October 2010.

This is a major fundraiser for the Guild. Several people working together will make the job a lot more fun and a lot easier. With all the talent in this guild, we can construct a gorgeous quilt. If you can help with any part of the 2010 Opportunity Quilt, contact me at norglo@verizon.net or call me at (951) 696-8253.

—Gloria Bachmann, President

Quilter's Coop

Join us at our new location in Old Town:

28677 Old Town Front Street

We're all moved in!

Come enjoy our new single-story quilt shop. We've got more classroom space, and no stairs. Oh yeah, and there's a huge parking lot!

Thank you for your business!

SHOW AND TELL

This month we will be delighted to see quilts that were made with others: friendship groups, Round Robins—any group where blocks were traded or shared. It would be nice if the 2008 Challenge Quilts came back for another viewing, as not everyone in the Guild was able to attend the Christmas Party where they were shown. So if you collaborated with others and made something from all your efforts, bring



QUILTING NANCY
Long Arm Quilting

Nancy Williams
501 Garcia Dr., Hemet, CA 92545
(951) 926-3449 • quiltingnancy@aol.com

Quilt-Essentials

*Custom made non-piercing quilt
hangers*

Hank Lariccia

Temecula, California

(951) 302-0912

Material Removers Quilt Shop

22800-C Lambert St, Suite 905

Lake Forest, CA 92630

949-688-3418 fax 949-688-7125

Sewing Center 949-688-2855

www.materialremovers.com email quilt@materialremovers.com

BERNINA

Authorized Dealer and Service

Jack & Wendy Hager

CHARM SQUARES NEWS

Valley of the Mist Quilters has had a Charm Squares swap program for many years. Given the huge number of patterns and books out using charms, we anticipate many members wanting to participate! If you would like to receive a wide variety of charms every month, here's how:

Bring 18 charms, cut *exactly* 6 and 1/2" square from the same fabric. Fabric should be *unwashed* and of *100% cotton, quilt shop quality fabric*. Turn in your charms in a big zipper bag, labeled with your name. The following month you will receive your bag back, full of different fabric charms!

To do 2 tracks of charms every month, we need as many participants as possible. There is no sign-up sheet—feel free to participate in any themes you choose. You may do one track or

both—it's up to you. (If you do both tracks, please submit your squares in separate bags.) If you are unable to attend a guild meeting, you can send your charms to me in the mail—my address is in the roster—by the last day of the month.

Again, the rules for exchange are: 18 squares per track, cut 6-1/2" exactly, of good, 100% cotton quilt shop quality fabric. Do NOT prewash your fabric.

Below and to your right, you will see the Charm Square Track Schedule for 2009. Feel free to cut it out and take it with you when you shop for fabric. If you buy 5/8 of a yard, you have enough for your 18 squares, and extra for straightening. Questions? Let me know.

Heather King

Longarm Quilting Service
 Quilting by Maria Salagi
 (951) 440-2576
 msalagi@verizon.net

Temecula Quilt Co.
 33353 Temecula Parkway
 Temecula, CA 92592
 Phone: 951-302-1469
 www.TemeculaQuiltCo.com

CHARM SQUARES SCHEDULE 2009

- JAN.....FOSSIL FERNS.....BLUES
- FEB.....ORANGES.....JUVENILE PRINT
- MAR.....PURPLES.....FALL COLORS
- APR.....30S PRINTS.....BATIKS
- MAY.....WHITE ON WHITE.....STARS
- JUNE.....ANIMAL PRINTS.....YELLOWS
- JULY.....CHRISTMAS.....PLAIDS
- AUG.....FLORALS.....GREENS
- SEPT.....BLACKS.....18 DIFFERENT
- OCT.....ASIAN PRINTS.....GOLDS
- NOV.....REDS.....HEARTS
- DEC.....NO SWAPS.....NO SWAPS

Hand Guided Machine Quilting



Rockin'
Robin
Quilts

Choose from original designs or available patterns.
 Prices start at \$.015 per square inch.
 Please call for appointment.

Longarm Quilting by Robin Kinley
 Phone: (760) 415-0453
 www.RockinRobinQuilts.com
 robin@rockinrobinquilts.com

TREASURER'S REPORT THROUGH 12/21/2008

BALANCE FORWARD.....\$ 24,595.46

INCOME

Christmas Dinner ticket income.....80.00
 Membership guest fees November.....20.00
 Merchandise.....171.00
 Opportunity Quilt Income.....40.00

TOTAL INCOME.....\$ 311.00

EXPENSES

Challenge Quilt expense.....\$ 121.00
 Christmas Dinner (Dec. meeting).....692.52
 Donations to charity (HUGS).....2,000.00
 Hospitality expense.....13.75
 Mailbox fee (paid through 2009).....144.00
 Philanthropy expense.....16.67
 President's Quilt expense.....64.40
 SCCQG Dues & Insurance for 2009.....263.75
 Speaker travel & lodging (Gail Garber).....239.80

TOTAL EXPENSE...[\$ 3,554.89}

NET LOSS.....{\$ 3,423.89}

TOTAL CURRENT BALANCE,,,,,\$ 21,351.57

Cheri McDowell, Treasurer

Safes ~ Locks ~ Keys



2 FREE KEYS
Up to \$5.00 Value

951-699-8115
 27529 Jefferson Avenue
 @Overland Dr. - Next to Bonzai

Safe and Secure Locksmith

Longarm Machine Quilting

By: Judie Krot

- ✂ Let me help you decide which quilting designs will most enhance your quilt top.
- ✂ Appliqué quilts welcome!!
- ✂ Edge to edge & custom quilting.
- ✂ Top quality work at competitive pricing.
- ✂ Ten years Longarm quilting experience.
- ✂ Fast turnaround.

So call me for a free over the phone estimate!

Home: [951] 676-4070

Cell: [951] 553-6064

VALLEY OF THE MIST
QUILTERS GUILD

PMB 435
27475 YNEZ RD.
TEMECULA, CA
92591

Please deliver promptly to:

*To learn more about Valley of the
Mist Quilters Guild, visit our
website at*

www.valleyofthemistquilters.com

The next general meeting will be

TUESDAY, FEBRUARY 9, 2009

At the Temecula Community Rec Center on
Rancho Vista Road.

Social—6:30 pm

Meeting—7:00 pm

REMEMBER TO WEAR YOUR
HANDMADE NAME TAG! IF YOUR
BIRTHDAY IS IN FEBRUARY, PLEASE
BRING SOME KIND OF FINGER FOOD
AND A DOOR PRIZE.

The next Board meeting will be

MONDAY, FEBRUARY 16 at 6:30 pm

at the home of Adriane Ridder.

QUILT SHOW PLANNING COMMENCES

What a blessing it was to hear Dorrene Schonder share at our January Guild meeting how our monetary donation helped the children of HUGS. Thank you again to each one of you who helped make that donation possible!

The planning for our 11th Annual Outdoor Quilt Show on Saturday, October 3, 2009 is in full swing. Our next committee meeting will be on Wednesday, February 25 at 6:00 pm at the Chapattal Building. The Chaparral Building is located at 28465 Old Town Front Street and 6th Street, on the northwest corner.

Please contact me if you are interested in serving with us—we can use your help and ideas!

—*Pauline McCauley, Quilt Show Chair*

(951) 600-4928

lvtoqlt@mac.com