

AUGUST 2009

A word or two about advertising and the newsletter.....

If you know of a business you think might benefit from an ad in our newsletter, please give that information to Laura Haskell, our Advertising Coordinator. The price of a business card size ad is just \$40 for 12 consecutive months. It is possible to run that size ad for 6 months for just \$20.

When you shop at a business that advertises with us, be sure to let them know you saw their ad in the newsletter. If the business feels the ad is working, they will renew. If not, they won't.

Please patronize those businesses who do advertise with us. They support us, and we need to support them in turn.

Thanks!

BASTE AND BANTER PHILANTHROPY SEW-IN!

As we explained in last month's newsletter, the summer months are reserved for events that reward you for not leaving town for some hot and sweaty "vacation" destination, such as South Carolina or South Padre Island. In August, it is the Guild's tradition to have a Philanthropic Sew-In. We used to assemble into teams and would then commence stitching at a land-speed record pace. As in *competitively*. While this was a lot of fun, everyone knew that certain teams would always win because they sewed so fast. Not only was it a pain to have to inspect partici-

pants' machines for turbo alterations, it also turned out that this kind of crazed competition wasn't the best way to guarantee a high quality end product. So the team concept was abandoned. We still have a lot of fun and get a lot done for philanthropy.

This year our Philanthropy Queen, Norma Skinner, has planned a pillowcase sewathon for us. The Philanthropy Committee has been cutting and assembling pillowcase kits like mad so we can break old production records. The finished pillowcases will be donated to needy children.

WHAT YOU SHOULD BRING: 1) Your sewing machine, in good working order. Don't forget that foot pedal. 2) Bring an extension cord and/or a surge protector if you have them. 3) Thread: fill a bunch of bobbins or bring your prewound ones, in light-colored/neutral colors: white, cream, beige or light grey, etc. 4) Bring all your usual sewing supplies, like scissors, seam rippers, etc. Label or otherwise tag your tools so they don't go home with someone else. If you refuse to sew, bring an iron and ironing board, since we'll have to press also.

Norma Skinner is in charge!

Gloria's Gabfest

I hope each of you is enjoying your summer, finding a little relaxation time and keeping cool. Our July "Make and Take" meeting allowed everyone in attendance to take home a small hand-crafted item. Thank you to our four instructors: Terri Barry, Jan Dolan, Linda Sini and Mari-Jo

Young. I had fun and I hope each of you did too.

Our August meeting is our annual philanthropy sew-in. This year, instead of making quilt tops, we will be making colorful pillowcases for needy children. Just bring your sewing machine and the usual sewing supplies. Kits will

already be cut, ready to assemble. Let's get a bunch of pillowcases made!

Looking forward, remember to work on your challenge quilt, any size you wish, in autumn colors. The quilt must be completed and brought to our

Continued on page two

**COOKBOOK
PRICE
REDUCED!!**

The Board has voted to reduce the price on all remaining guild cookbooks. The price has dropped from \$10 to just \$6 per copy! Tax is included in that price. This is an incredibly good value.

These cookbooks make great gifts for graduates, Christmas, birthdays, Mother's Day, Father's Day, Hanukkah, Christmas and any other gift-giving occasion you could possibly think of. And as a hostess gift, you need nothing else!

So start thinking of the many people you know whose lives would be brightened immeasurably by the gift of one of these cookbooks. On sale monthly at the Mdse Table or call Ellen at 951-698-6704.

OLD TOWN QUILT SHOW

Hello fellow guild members! AUGUST 11 is the due date to turn in your quilt show registration forms. You can download them from the quilt show section of the guild website and print them. Please do your very best to have those in to me at the August meeting so we can plan on where to place the quilts.

In July, Ellen French and Pam Barr explained the workings of the guild boutique that we will conduct in the dance studio off the

theater courtyard. If you are interested in participating in the boutique, call Pam Barr at (951) 326-5816. She will be able to give you all the details.

Our quilt show will be on Saturday, October 3, 2009, from 10 am to 4 pm throughout Old Town Temecula. Here are the important dates again:

August 11, 2009: All quilt display registration forms due.

September 8, 2009: All auc-

tion quilts and accompanying forms due.

Sept. 19 through Oct. 3: Quilt Walk in specified businesses throughout Old Town

October 3, 2009: QUILT SHOW DAY

You may be wondering how you might be able to help with the quilt show. In addition to displaying your quilts, havng quilts ready for either auction, or placing items in the guild boutique, here is a list of ways you can help:

- 1) Once we receiving advertising postcards, pass them out to your friends and businesses you frequent.
- 2) Help finish hanging ropes the morning of the quilt show.
- 3) Bring ladders/stepstools the morning of the show and help hang quilts.
- 4) Monitor quilt displays.
- 5) Relieve quilters for lunch or breaks.
- 6) Help hang quilts in the auction area.
- 7) Help take down and show quilts to audience during auction.
- 8) Be an ambassador and

—continued on page 3

Gabfest *continued from page 1*

September meeting, where we will have a Viewer's Choice judging, with prizes awarded to the three quilts receiving the most votes.

I am looking for a volunteer, or preferably two, who will take charge of the Challenge Quilts at the September meeting, then pack them up and see that they are taken to the quilt show on October 3rd and hung at their assigned spot. If you don't have a specific duty at the quilt show, could you take on this task? Please contact me so we can arrange to have the Challenge Quilts displayed at the Quilt Show for the commu-

nity to admire.

And speaking of the community admiring our quilts, please consider showing your own quilts in the quilt show. The more quilts we show, the more successful the show is. Don't be too self-critical and think your work is not good enough. It is! We have a lot of new members this year, which means, hopefully, a lot of new quilts to look at in the show! I look forward to seeing your work, whatever it is.

Piecing it all together,
Gloria Bachmann,
President

QUILT SHOW CONTINUED FROM PAGE 2

assist visitors in finding various activities during the quilt show.

The success of our quilt show depends upon the involvement of the entire guild, so please come out and lend a hand and have a fun and memorable day with your fellow guild members.

Your help is greatly appreciated!

Again, all forms can be found on the guild website, in the quilt show area. If you have any questions, please let me know:

Pauline McCauley, (951)
600-4928 lvtoqlt@mac.com

REMEMBER:

**WE WANT TO SEE
YOUR QUILTS IN
THE SHOW! GET
YOUR REGISTRA-
TION FORMS ON
THE WEBSITE!**

HISTORICALLY SPEAKING.....

Each Saturday in August from 10 am to 1 pm, guild members will be demonstrating hand quilting, piecing, or appliqué at the Temecula Valley History Museum, 28314 Mercedes Street in Temecula. The museum will provide chairs and a table for us. Everyone is welcome to join us. Bring a work in progress or even a finished quilt of your own to display while we talk quilting to visitors and give out flyers for the quilt show.

We will be on the ground floor of the museum along with the quilt exhibit from the

San Jose Museum of Quilts and Textiles, called "Out of the Box: Quilts With Character." If you have not seen these quilts dating from the 1880s to the 1990s, be sure to stop by before the exhibition ends on August 30.

Museum hours are 10 to 4, Tuesday through Saturday, and 1-4 on Sunday. The museum is closed on Monday. If you have any questions, call Gloria Bachmann.

Our November speaker, Ann Turley, is willing to stay with a member on Nov. 10, if the household is nonsmoking. Is anyone willing? Call

Terri Barry

If you have any unwanted fabrics in the shades of red, white or blue (or a combination thereof!), Quilts of Valor could use them in their effort to make quilts for those who do or have served in the US military. Put them in the basket at Quilter's Coop.

Quilts of Valor Foundation

Creating Comfort, Love & Respect
for Our Wounded Warriors


Norma Enfield

Murrieta - Temecula CA Chapter

(951) 698-8791

quiltingtwin@verizon.net

www.QOVF.org



TREASURER'S REPORT THROUGH June 30, 2009

BALANCE FORWARD	\$ 20,487.67	EXPENSES, continued
INCOME:		Quilt Show Advertising..... 80.00
Advertising.....	75.00	Ways & Means (quilt sales
June Brown Bag Event (partial).....	1,008.00	reimbursement..... 291.26
Opportunity Quit.....	154.00	TOTAL EXPENSE.....\$ 565.04
Sales Tax Collected.....	97.72	NET INCOME.....+ \$ 1,788.76
Ways & Means (B&W Festival).....	1,019.00	
TOTAL INCOME.....	\$ 2,353.80	TOTAL CURRENT BALANCE...\$ 22,276.43
EXPENSES:		Respectfully Submitted,
Block of the Month.....	21.73	Cheri McDowell, Treasurer
Philanthropy.....	172.05	

RETREAT

DETAILS:

What to do NOW:

- Mark your calendar
- Find a roomie (or we'll match you up)
- Submit the registration form and \$50 to hold your spot!

\$50 deposit due

NOW! \$255 total

due by 1/12/10

* Your check will

be returned if we

don't get the

minimum number

of participants.

Deposit is

nonrefundable

once our deposit is

made. See Mari-Jo

Young for more

details!

What do you think?

All too soon it will be September, and that's when we start trying to fill Guild job positions for the next year. So there really is no time like the present to start thinking about how you might be of service to the Guild in 2010. Bear in mind that almost any job could be taken on by a team of two or three friends. Sharing the load makes every load a lighter one. The only job that cannot

be held for more than two years running is that of President. So if you're doing a job now that you really like, feel free to sign up again! If you don't know what is involved, ask the current job-holder, and also talk to Gloria Bachmann and ask for a position description. None of this is rocket science, so start thinking outside the box!

2010 Retreat Update

Eight members have already signed up for the 2010 Retreat, scheduled for January 29/30. NOW is the time to get your \$50 deposit in to hold your spot. We need to make our deposit to the retreat center to hold our spot ASAP.

The retreat will once

again be held at Vina de Lestonnac Retreat Center, just minutes away in beautiful Temecula Valley Wine Country. I have recruited a couple of bright, energetic committee members, so who knows what food, fun and surprises will be planned, but I'm sure it will


be fabulous. A weekend of friendship, laughter, quilting; add a little wine, maybe another fashion show. You are NOT going to want to miss out on the fun.

—Mari-Jo Young, Retreat Coordinator

August Block of the Month

Bug Jar Block

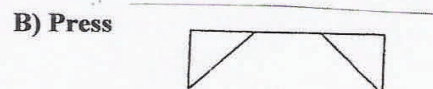

Fill your bug jar with all sorts of bugs What a great treat for the summertime quilt!!



- Cut rectangle of jar fabric $4\frac{1}{2} \times 5\frac{1}{2}$ (A)
- Cut 2 squares of ecru $1\frac{1}{2}$ (B & Br)
- Cut 2 rectangles of ecru $5\frac{1}{2} \times 1\frac{1}{2}$ (C)
- Cut 1 rectangle of lid fabric $2\frac{1}{2} \times 1\frac{1}{2}$ (D)
- Cut 2 rectangles of ecru $2\frac{1}{2} \times 1\frac{1}{2}$ (E)
- Cut 1 rectangle of ecru $6\frac{1}{2} \times 1\frac{1}{2}$ (F)

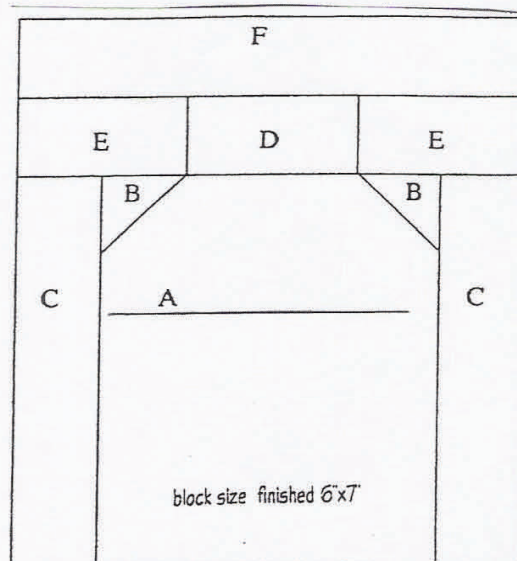
Assembly

1. Using the snowball technique sew squares B to top left and right side of A
2. Drawing a line through the center of the squares as illustrated and stitch on this line



C) trim excess underneath fabric

3. Sew C to left and right sides of A
4. Sew E & D together in E +D+E
5. Sew F to top of block



ANY QUESTIONS CALL VALERIE 951-245-0956

Longarm Machine Quilting

By: Judie Krot

- ✂ Let me help you decide which quilting designs will most enhance your quilt top.
- ✂ Appliqué quilts welcome!!
- ✂ Edge to edge & custom quilting.
- ✂ Top quality work at competitive pricing.
- ✂ Ten years Longarm quilting experience.
- ✂ Fast turnaround.

So call me for a free over the phone estimate!

Home: [951] 676-4070

Cell: [951] 553-6064

Quilt-Essentials

Custom made non-piercing quilt hangers

Hank Lariccia

Temecula, California

(951) 302-0912



QUILTING NANCY
Long Arm Quilting

Nancy Williams
501 Garcia Dr., Hemet, CA 92545
(951) 926-3449 • quiltingnancy@aol.com



Open Monday through Saturday
10 am to 5 pm

Fabric * Books * Notions * Patterns

We love groups! Give us a call a week before you come, and we'll prepare special treats for you and your friends.

New classes forming monthly!
Classroom space for friendship groups!

www.QuiltersCoopTemecula.com

NANCY OTA WORKSHOP

ON SAT. OCTOBER 24

Nancy took her first quilting class in 1988 and was hooked! Now, in 2009, she is an accomplished, passionate quilting teacher of garments and quilts. She has published patterns in magazines and books, and has had her work displayed at Paducah, Houston, Ontario, Santa Clara, and in Japan. (For some, this information may be intimidating. Instead, I hope it inspires you!)

On Saturday, October 24, Nancy will be in Temecula to give us a workshop in the art of Sashiko.

Originating in Japan hundreds of years ago, Sashiko is a running stitch traditionally used to repair garments and blankets. Over time, these stitches have become decorative and worked into appliqué. It is often used in Hawaiian quilting. This promises to be a fascinating class and a new technique for many, if not most of us! Please consider joining Nancy Ota's workshop and learning what you can do with Sashiko!

Sign up with Workshop Coordinator Dene Ryan at the next Guild meeting, or call or email her: 951-244-6795 or deneryan@yahoo.com.

PHILANTHROPY UPDATE

There is a lot going on this month for philanthropy. First, the Guild Sew-In will be the main event for the August meeting on the 11th. It will be held at the Temecula CRC, where we usually meet. All the kits will be precut and ready to sew. You will need to bring your sewing machine and supplies.

Our regular Philanthropy meeting will be at Temecula Valley Sewing Center on Saturday, August 15, from 10 to 3. I will be out of town, but Jan Dolan will be there in my place.

We ended up with four kits of the heart quilts, which will go to Quilts of Valor. Thanks, ladies. A big thanks to the four ladies from the Wacky Scrappers friendship group, who came to my house and helped put backings together.

There was a mistake in the newsletter regarding the neonatal quilts. We will be donating those at the January meeting. Thanks for all your support!

—Norma Skinner, *Philanthropy*

Safes ~ Locks ~ Keys



2 FREE KEYS

Up to \$6.00 Value

951-699-8115
27529 Jefferson Avenue
@Overland Dr. ~ Next to Bonzai

Safe and Secure Locksmith

Temecula Quilt Co.

26 27 28 29 30 31 26
26 27 28 29 30 31 62 63

33353 Temecula Parkway
Temecula, CA 92592
Phone: 951-302-1469
www.TemeculaQuiltCo.com

Smile  **ONLY \$99!**

Cosmetic Teeth Whitening

Temecula Mall
(2nd floor near Sears,
next to 3 Little Cinnamen)
951-296-5090
www.ismileinfo.com

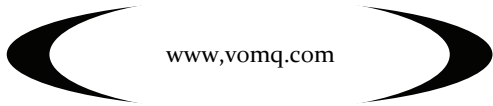
- 2 - 7 Shades Whiter
- Only 20 Minutes
- Little To No Sensitivity
- No Appointment Necessary
- Gift Certificates Available
- Group Discounts
- Fundraising Opportunities
- Monthly Special

CHARM SQUARES SCHEDULE 2009

JAN.....FOSSIL FERNS.....BLUES
FEB.....ORANGES.....JUVENILE PRINT
MAR.....PURPLES.....FALL COLORS
APR.....30S PRINTS.....BATIKS
MAY.....WHITE ON WHITE.....STARS
JUNE.....ANIMAL PRINTS.....YELLOWS
JULY.....CHRISTMAS.....PLAIDS
AUG.....FLORALS.....GREENS
SEPT.....BLACKS.....18 DIFFERENT
OCT.....ASIAN PRINTS.....GOLDS
NOV.....REDS.....HEARTS

Valley of the Mist
Quilters Guild

PMB 435
27475 Ynez Road
Temecula, CA 92591



Please deliver promptly to:

NEW ADVERTISER!



Little House of Quilts

29543 Mazo Rd., Mazo CA

951-928-9616

www.LHQilts.com

Come to the country! Only 5 miles off the 215

Rent our Pfaff Grand Quilter and Finish your quilt yourself!!!

Check out our website for class listings, events, and coupons

Shoppe Hours

Tues. thru Sat. 10am-5pm

REMINDERINGS:

Next Guild meeting is

Tuesday, August 11, 2009

Social—6:30

Merting—7:00

At Temecula Community
Rec Center on Rancho Vista

Next Board meeting will be
Monday, August 17 at the
home of Gloria Bachmann.
Meeting begins at 6:30 pm
and all committee heads
and executive board mem-
bers are expected to attend.

- Your handmade name tag
- Door prize if your birthday is in August or if you forgot in a prior month—treats also!!
- Work on your Challenge Quilt!
- Plan to show your quilts in the Quilt Show!
- Make a quilt (or two!) for the Auction!
- Your sewing machine, etc. for the Sew-In!!