

BASTE AND BANTER

April 2009

Valley of the Mist Quilters Guild Volume 19, Issue 4



JANE COSCARELLI

OUR OWN JANE COSCARELLI IS APRIL SPEAKER

It's pretty rare that we can bring in a speaker who lives so close (Lake Elsinore). Our speaker this month, Jane Tenorio Coscarelli, not only lives in the area, she's also a current *and* founding member of this guild. We don't see her often because she's usually on the go lecturing at other guild meetings in California and in other states.

Jane was introduced to

quilting in 1977, and by 1996 she was deigning quilt patterns to sell. She started her own publishing company, 1/4 Publishing, the next year. Her company handles the printing and distribution of all her quilt patterns as well as her books.

Jane has authored several books for children, beginning with *The Tortilla Quilt*. Her books deal with quilting and the

Hispanic culture, and are published in both English and Spanish.

Jane is a well-known quilter who has appeared in the TV show *Simply Quilts* and was also a "stunt quilter" in the Steven Spielberg movie *How to Make an American Quilt*.

Her lecture at our April 14th meeting is called "Quiltabeast." Sounds fun! If you would like to join Jane for dinner at Mimi's prior to the meeting, please contact Gloria Bachmann to reserve your place. Dinner is at 5pm. Call Gloria at (951) 696-8253.

artist, Jane Tenorio Coscarelli. She is a founding member of our guild and was the second guild president. She has established her own company, 1/4-Inch Publishing, and we will hear her lecture "Quiltabeast." She'll also bring us many of her patterns as well. We'll be

Continued on page 2

Inside this issue:

Philanthropy & Membership News 2

Quilt Challenge & Monthly Mini 3

Treasurer's Report 4

Quilt Show Overview 4

Workshops & Balloon & Wine Fest Sewathon 5

Block of the Month 5 & 6

Advertisers 3,4,6,7

SHOW & TELL

A is for April and A is for appliqué. This month's theme for Show & Tell is quilts that have appliqué on them. It can be machine, hand, needle-turned, whatever. I hope we have a better showing than last month! Of course, as always, please bring your latest and greatest creations for us to admire!

GLORIA'S GABFEST

Congratulations to all of you graduates of our March Quilt University! Jane McPhee, who just rejoined the guild, told me that one new idea she heard at Quilt University was worth the yearly dues. I hope many of you had similar experiences learning many new techniques. Now you have no excuse for not finishing those UFOs you have lying around.

A big thank you goes out to all our instructors.

Marcy Boswell demonstrated making computer generated labels, and Jan Dolan showed us how to do beading and embellishments. Ellen French taught lumpless binding. Clydene Sigle did paper piecing and Linda Sini had a great display and demonstration of redwork embroidery. I was called in at the last minute to show how to do free motion machine quilting.

Our April 14th meeting will welcome a talented



PHILANTHROPY NEWS



Saturday April 18 is our next philanthropy sew-in at Temecula Valley Sewing Center, between 10 and 3. We'll be working on neonatal quilts for Balboa Naval Hospital. There will be kits available, or you can make your own. I believe the measurements are 18"x18", 28"x32" and 32"x48".

The parents get to take them home and wash them, then bring them back so they smell like home. They get to take the quilts home when the baby is released.

These little quilts are also used on top of the incubators to block out light and sound.

Please do not use any red fabrics for these

quilts.

Please bring sewing machines and sewing supplies. I will bring a cutting mat and rotary cutter.

We got a lot accomplished last month—thanks Ladies.

Norma Skinner,
Philanthropy

847-529-8715

YOUR GUILD NEEDS YOUR HELP!

Valley of the Mist Quilters Guild strives to be the best possible organization for the promotion of quilting education and knowledge, both to its own members and to the community at large. There are many jobs that need to be done in order to achieve all our goals. We need your help. Yes, *yours!*

The guild asks each of its members to serve in some way, to help lighten the load. If we all don't volunteer, the jobs fall to the same group of people who will step up to make sure the jobs get done. These people eventually either get tired of carrying the load and quit, or they just

get burned out.

There is no job in this guild that is too big to be handled by any one person with reasonable intelligence. Some involve more work than others, but each of them can also be handled by a couple of friends, maybe even several members of a friendship group. Please take a look at the activities available and see if there is some way in which you feel you could help. It's the best way to feel that you belong, and the best way to make new friends. And that small group that usually takes on the unwanted jobs? They'll just love you.

GABFEST,

CONTINUED FROM PAGE ONE

taking Jane to dinner at Mimi's before the meeting at 5pm. If you would like to join us, please let me know by Monday, April 13, so I can make reservations.

Piecing it all together,
Gloria Bachmann, President (951) 696-8253 or
norglo@verizon.net

MEMBERSHIP NEWS

Rosters were distributed at the last meeting and even though they are fresh with all the latest contact information, already there is a correction!

Diane McClean has a correction to her email address. Since the newsletter goes on the website, I won't list her entire email address. Just change the first part of her email ,

before the @, to macrose01.

Welcome to our newest members and a few returning members: Jane McPhee, Elaine Robles, Ardie Skjod, Ramona Trippe, and Shelley Wilson. Since the rosters are already printed, they do not contain contact info for these people. If you need to get hold of any of them, please contact me and I will pass it on.

—**Adriane Ridder, Membership**

5-MINUTE CHOCOLATE MUG CAKE

Ingredients: 4 T flour, 4T sugar, 2 T cocoa, 1 egg, 3 T milk, 3 T oil, 3 T chocolate chips (optional), a small splash of vanilla extract, and 1 large coffee mug.

Directions: Add all dry ingredients to the mug and mix well. Add the egg and mix thoroughly. Pour in the milk and oil and mix well. Add the chocolate chips (if using) and vanilla, and mix again.

Put your mug in the microwave and cook for 3 minutes at 1000 watts (high). The cake will rise over the top of the mug, but don't be alarmed! Allow to cool a little, then tip out onto a plate, if desired.

EAT! (This recipe can serve 2 if you want to feel slightly more virtuous.) And why is this the most dangerous cake recipe in the world? Because we are now all only 5 minutes away from chocolate cake at any time of the day or night!

2009 QUILT CHALLENGE

Our 2009 Quilt Challenge has very few rules. They are: 1) Make a quilt using autumn colors. 2) Use at least one charm square. Quilt must be finished and displayed at the September 8, 2009 general meeting.

Judging will be done by those members present at

the September meeting—Viewer's Choice. The Challenge Quilts will be shown in a special grouping at our Old Town Temecula Outdoor Quilt Show on October 3, 2009. May the most inspired member win!

Gloria Bachmann,
President

APRIL MONTHLY MINI

"Cherries," created by member Margaret Bingham, is the April Monthly Mini. It's a striking wall-hanging with enough luscious cherries to make your mouth water! Come prepared to buy several opportunities to win this delightful piece.

We still need volunteers to commit to making a mini for the following months in 2010: April, May, September, and October. If you can help out, let us know!

Marge Hohenberger & Joyce Hays
Monthly Mini

Safes ~ Locks ~ Keys



2 FREE KEYS
Up to \$6.00 Value

951-699-8115
27529 Jefferson Avenue
@Overland Dr. - Next to Bonzai

Safe and Secure Locksmith



QUILTING NANCY
Long Arm Quilting

Nancy Williams
501 Garcia Dr., Hemet, CA 92545
(951) 926-3449 • quiltingnancy@aol.com

Temecula Quilt Co.

26 27 28 29 30 26
26 27 28 29 30 26 62 63

33353 Temecula Parkway
Temecula, CA 92592
Phone: 951-302-1469
www.TemeculaQuiltCo.com

Material Possessions Quilt Shop

22600-C Lambert St, Suite 905
Lake Forest, CA 92630
949-586-3418 fax 949-586-7125
Sewing Center 949-586-2655
www.quiltessentials.com e-mail quilt@quiltessentials.com

BERNINA

Authorized Sales and Service

Jack & Wendy Hager

TREASURER'S REPORT: CURRENT THROUGH 2-28-09

BALANCE FORWARD:	\$ 23,374.38
INCOME:	
Advertising.....	\$ 190.00
Cookbook Sales.....	18.45
Library Income.....	40.00
Guest Fees—February.....	50.00
Membership Dues.....	735.00
Merchandise.....	137.00
Monthly Mini—January.....	51.00
Oppportunity Quilt 2009.....	244.00
Sales Tax Collected (cookbooks).....	1.35
Retreat Income.....	550.00
Workshops Income.....	165.00
TOTAL INCOME.....	\$ 2,182.00

EXPENSES:	
Newsletter.....	\$ 39.82
Operations Expense (pipe & drape purchase)	500.00
Speaker: Lecture (Marie Strait).....	200.00
Deposit, Carol Doak.....	50.00
Speaker: Meals.....	58.79
Speaker: Travel/Lodging.....	226.20
Retreat Expense.....	3,400.00
Website Expense (1 year).....	120.00
Workshops: Teacher.....	425.00
TOTAL EXPENSE.....	\$ 5,019.81
NET INCOME [LOSS].....	-\$ 2,837.81
TOTAL CURRENT BALANCE.....	\$ 20,536.57

Respectfully Submitted,
Cheri McDowell, Treasurer

OVERVIEW OF ANNUAL QUILT SHOW

For the past 10 years we have had an outdoor quilt show in Old Town Temecula. This year will be our eleventh, and it will be held on Saturday, October 3, from 10 to 4. Guild members hang quilts throughout Old Town from the eaves and porches of merchants' storefronts along Old Town Front Street and along some of the cross streets. The town is full of colorful quilts of all sizes and are enjoyed by all who see them.

In years past, we have had a small quilt silent auction as well as a large quilt live auction. We also have a featured guest quilter whom we have assigned to the Mercantile Building, adja-

cent to the Old Town Community Theater Courtyard. We hold the live auction in the theater courtyard from 1pm until approximately 4pm. For the past few years we have had the small quilt silent auction in one area of the courtyard, but we are contemplating moving it so it is closer to Old Town Front Street. The time for the small auction is 10am to 12:30pm. We have, at least for the last five or six years, donated part of our auction proceeds to a local charity.

Last year we added a "Quilt Walk" to our activities. We matched quilts and quilters to interested merchants and hung quilts in these businesses one week prior to the show. A description of each quilt was

written up in a special Quilt Walk brochure, which was made available to visitors to Old Town. Because of the success of this venture, several more merchants have expressed an interest in hanging quilts inside their shops. This year we will increase the time-span of the Quilt Walk to two weeks.

We ask that all members participate in the quilt show. Ways in which you can participate include:

- Hang your quilts in the Quilt Show itself and work with your friends or ladies adjacent to you to monitor your quilts.
- Commit to making a large auction quilt and/or a small auction quilt. You may ask for 50% of the selling price of your large quilt. All small auction quilts are direct donations.
- Volunteer to work on quilt show day. There are many tasks that need to be done. You can help by relieving others for breaks and lunch, or monitor a group of quilts for a certain time period.
- Volunteer to be part of the quilt show committee. We meet once a month all year to plan the show.
- Volunteer to help advertise by passing out flyers to your friends and businesses you frequent.

I will do my best to keep you apprised of coming deadlines, changes, etc. to the quilt show through the newsletter and announcements at meetings. Please do call if you have questions.
—*Pauline McCauley, Chair*
951-600-4928 lvtoqlt@mac.com

Quilt-Essentials

Custom made non-piercing quilt hangers

Hank Lariccia

Temecula, California

(951) 302-0912

JANE COSCARELLI WORKSHOP APRIL 15

Fabric and quilt designer Jane Tenorio Coscarelli presents her "Cutaway Needle-Turn Applique" workshop for us this month! If you haven't yet experienced this creative lady, you must! If you say, "What's cutaway needle-turn applique," then you must come and find out! There, see how easy it is to make a decision to learn a new

quilt technique? We will be designing and making a pumpkin cutaway appliqué.

Workshop: Cutaway needle-turn appliqué

When: Wednesday, April 15

Time: 10am to 4pm

Where: Quilter's Coop, Old Town Temecula

Fee: \$40 members, \$50

non-members. (A \$5 deposit will hold your place.)

Come learn Jane's secrets of painless appliqué using wholecloth silhouettes and designs. Sign up at the meeting or call or email Dene Ryan: 951-244-6795 or email me at deneryan@yahoo.com

—*Dene Ryan*
Workshop Coordinator

THERE'S
STILL ROOM
FOR YOU!



SEWATHON for June Balloon & Wine Festival Sales!

Ladies, Valley of the Mist has secured a hard-to-get booth at the upcoming Balloon & Wine Festival the first weekend in June. We can sell our cookbooks as well as a huge variety of quilted and/or sewn items. And we need stuff to sell! You

can receive 50% of the selling price of your items, and YOU set the prices!

What should you make? Think tote bags, handbags, pillowcases, lap quilts, aprons, coaster sets, placemat sets, table runners, baby quilts, and throw pillows. If you can

get your hands on wine/grapes themed fabric or hot-air balloon fabric, all the better!

Join us to sew at Quilter's Coop in Old Town Temecula on Saturday, April 11, from 10am to 3pm or later. Hope to see you there!

FOR SALE.....

APQS MILLENIUM LONGARM: 2001 low hours. Incl. Hartley Fence & accessories valued at \$900. Asking \$10,500. This machine sells new for \$17,500. Will transport & set up w/in San Diego area or Orange Co. Located in Temecula area.

Call Candi @ (951) 325-2039

SIGN UP TODAY FOR MAY WORKSHOP!

Our May workshop with Christal Carter will be "Appliqued Quilts from Photographs." Save the date! Saturday, May 30!

In this workshop, you can use your own photographs as a basis for your quilt. You can choose

landscapes, animals, (your pet, maybe?), family, or friends as the subject for your design. The possibilities are pretty intriguing!


You will learn how to transfer from a paper photo to pattern, to fabric.

Mark the date, sign up, and plan to join us at Quilter's Coop for this fun day!

Questions? Email Dene Ryan at

deneryan@yahoo.com


Are you in a friendship group that is willing to take on new members? If so, please contact Barb Everritt at 951-587-0790 or email her at barbe750@aol.com



April

Fabric


Block uses two different fabrics.

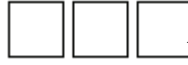
 Focus fabric Purple


 One background fabric


Cutting the fabric

This Block requires:

 three 2-7/8" squares of focus fabric

 three 2-7/8" squares of background fabric

 one 2-1/2" square of focus fabric

 two 2-1/2" squares of background fabric

Reprinted by permission from Moon Over Mountain
moonovermountain@epix.net

Piecing the Block continued next page

Quilts of Valor Foundation
 Creating Comfort, Love & Respect for Our Wounded Warriors
Norma Enfield
 Murrieta - Temecula CA Chapter
 (951) 698-8791
 quiltingtwin@verizon.net
www.QOVF.org



Hand Guided Machine Quilting



Rockin' Robin Quilts

Choose from original designs or available patterns. Prices start at \$.015 per square inch. Please call for appointment.

Longarm Quilting by Robin Kinley
 Phone: (760) 415-0453
www.RockinRobinQuilts.com
robin@rockinrobinquilts.com



951-694-3600
 28677 Old Town Front St.
 Temecula, Ca 92590

Open Monday through Saturday
 10 am to 5 pm

Fabric * Books * Notions * Patterns

We love groups! Give us a call a week before you come, and we'll prepare special treats for you and your friends.

New classes forming monthly!
 Classroom space for friendship groups!

www.QuiltersCoopTemecula.com




1) Lightly mark a diagonal line on the wrong side of the three 2-7/8" squares of background fabric.



2) Place one of the marked background fabric squares, right side together, with one of the 2-7/8" squares of focus fabric making sure that all edges are aligned. Sew 1/4" away from each side of the marked line as shown. Repeat with the two remaining marked 2-7/8" background fabric squares and 2-7/8" focus fabric squares.



3) Cut apart the squares sewn together in Step 2 on the marked diagonal line.



Press the seam allowances toward the focus fabric. The six resulting half-square triangles should measure 2-1/2" square.



4) Take two of the half-square triangles from Step 3 and the 2-1/2" square of focus fabric and piece together as shown to create the middle row of the quilt Block. Press the seam allowances toward the focus fabric square in the center of the row. The completed row should measure 2-1/2" x 6-1/2".



5) Take two of the half-square triangles from Step 3 and one 2-1/2" square of background fabric and piece together as shown to create the top row of the quilt Block. Press the seam allowances away from the center square. Repeat with the remaining two half-square triangles and 2-1/2" background fabric square to create the bottom row of the Block. The completed rows should measure 2-1/2" x 6-1/2".



6) Take the rows completed in Step 4 and Step 5 and join together as shown to complete the Split Ninepatch quilt Block. Press the seam allowances toward the center of the Block. The completed quilt Block should measure 6-1/2" which includes a 1/4" seam allowance on all sides.

Longarm Machine Quilting

By: Judie Krot

- ✂ Let me help you decide which quilting designs will most enhance your quilt top.
- ✂ Appliqué quilts welcome!!
- ✂ Edge to edge & custom quilting.
- ✂ Top quality work at competitive pricing.
- ✂ Ten years Longarm quilting experience.
- ✂ Fast turnaround.

So call me for a free over the phone estimate!


Home: [951] 676-4070

Cell: [951] 553-6064

VALLEY OF THE MIST
QUILTERS GUILD

PMB 435
27475 Ynez Rd.
Temecula, CA 92591

Learn more about Valley of the Mist Quilters at
www.valleyofthemistquilters.com



The next Guild meeting will be Tuesday, April 14 at the Temecula Community Rec Center

Social—6:30 pm
Meeting—7:00 pm

The next Board meeting will be Monday, April 13 at the home of Mari-Jo Young, at 6:30pm

QUILT SHOW NEWS

The guild will be putting on our 11th annual quilt show on Saturday, October 3 from 10 to 4 in Old Town Temecula. Please plan to be there showing your quilts and helping out with various aspects of the show.

This year our featured quilter will be Cathy Van Bruggen, who specializes in appliqué. She will be located in the Mercantile Building, which is adjacent to the courtyard of the Theater complex. Here is Cathy's website: www.cathyvanbruggendesigns.com.

In addition to our large quilt live auction and the small quilt silent auction, we'll be having a quilt boutique for the first time, where members' quilts and quilt-related (new, hand-made) items will be for sale. We're asking members to set prices on their goods before turning them in. More information on the boutique will be forthcoming in future newsletter articles.

Quilt registration forms to show quilts will be due at the August meeting (or before). Auction quilt forms, large and small, will be due no later than our September meeting. Quilt boutique items will also be due no later than our September meeting. We will accept these items up to those dates only. Registration forms should be available on the guild website by June.

If you have any questions, please contact me. Thank you.
Pauline McCauley, Quilt Show Chair 951-600-4928 lvtoqlt@mac.com

DON'T FORGET.....

- Your handmade name tag
- Charm squares
- Secret Pal gift
- Door prize & goodies if your birthday is in April
- Your library books
- To set your phone to vibrate during the meeting
- To bring a friend
- Your smile and great attitude!

